

wireless world

JUNE/JULY 1980 50p

Australia AS 2.00
Canada \$ 3.15
Denmark Kr. 17.00
Germany Dm. 5.00
Greece Dr. 87.00
Holland Dfl. 5.75
Italy L. 2000
Norway Kr. 17.25
Singapore M\$ 4.50
Spain Ptas. 140.00
U.S.A. \$ 2.50

Community broadcasting
Multi-section equalizer
Off-resonance metal detector
Analogue computers

Almost everyone agrees that digital multimeters more accurately meet the market's needs.

And, we're proud to say that Gould has more to offer than most, all with LCDs.

Take the Alpha IV, with its 25 measurement ranges; and the Gamma with true R.M.S.

Shown is the Beta, with its 3½ digit display, plus the DMM12^o offering 10µV resolution, 4½ digit display and true R.M.S.

If your readings are still giving you the needle, ask for our comprehensive data.


Or, if you're already a committed digital man, ask Gould to demonstrate the way in which we've stretched MOS technology to bring you a finer product at a practical price.

Model	Display	DC Res.	DC Accy.
Alpha IV	1999	100µV	±0.25%
Beta	1999	100µV	±0.25%
Gamma	1999	100µV	±0.2%
DMM12	19999	10µV	±0.06%

**Gould Instruments Division,
Roebuck Road, Hainault,
Essex IG6 3UE. Telex: 263785.
Tel: 01-500 1000. (24-hr service).**

DISTRIBUTORS: Scotland Fenwick Electronics Ltd.
Tel: 041-4297155. **N. Ireland** IMEX Instruments Ltd.
Tel: Lisburn 2033. **Eire** IMEX Instruments Ltd.
Tel: Dundalk 72300.


FROM GOULD: MORE MULTIMETERS



**ASK FOR
DISCOUNT
DETAILS ON
BETA AND GAMMA**



Remote control is seeing red. Infra red with Ferranti BPW 41.



BPW 41 is the new infra red detection response photodiode, from Ferranti. The important news is that we've built in a narrow band infra red transmissive filter that eliminates the need for separate filters and gives a very selective spectral response. Take a look at the curve, you'll see it peaking at 925 nm.

BPW 41 offers a narrow spectral band width combined with broad

directional response, low junction capacitance for fast response, voltage variable response times, a 7.5 mm^2 active area for increased sensitivity and virtual immunity to extraneous visible radiation.


With the kind of improved performance BPW 41 gives you, you could do more with your remote control system. Whatever you're into—

cordless telephones, TV channel selectors, toys, remote keyboards for VDU's, security or alarm systems — BPW 41 could solve a lot of your problems.

Pick up the phone (cordless or not) and ring 061-624 0515 or write to Opto-electronic Marketing, Ferranti Electronics Limited, Fields New Road, Chadderton, Oldham OL9 8NP.

FERRANTI
Semiconductors

WW — 059 FOR FURTHER DETAILS




**The world over-
You get the
best service
from Haltron**

For high quality electronic valves, semiconductors and integrated circuits – and the speediest service – specify Haltron. It's the first choice of Governments and many other users throughout the world. Haltron product quality and reliability are clearly confirmed. The product range is very, very wide. And Haltron export expertise will surely meet your requirements. Wherever you are, get the best service. From Haltron.





Hall Electric Limited,
Electron House,
Cray Avenue, St. Mary Cray,
Orpington, Kent BR5 3QJ.
Telephone: Orpington 27099
Telex: 896141

WW — 025 FOR FURTHER DETAILS



DON'T GAMBLE WITH PERFORMANCE BUY LEVELL TESTERS



Tests bipolar transistors, diodes and zener diodes. Measures leakage down to 0.5 nA at 2V to 150V. Current gains are checked from 1 μ A to 100mA. Breakdown voltages up to 100V are measured at 10 μ A, 100 μ A and 1mA. Collector to emitter saturation voltage is measured at 1mA, 10mA, 30mA and 100mA for I_C/I_B ratios of 10, 20, 30. The instrument is powered by a 9V battery.

TRANSISTOR RANGES (PNP OR NPN)

- I_{CBO} & I_{EBO} : 10nA, 100nA, 1 μ A, 10 μ A and 100 μ A f.s.d. acc. $\pm 2\%$ f.s.d. $\pm 1\%$ at voltages of 2V, 5V, 10V, 20V, 30V, 40V, 50V, 60V, 80V, 100V, 120V, and 150V acc. $\pm 3\%$ ± 100 mV up to 10 μ A with fall at 100 μ A $< 5\% + 250$ mV.
- BV_{CBO} : 10V or 100V f.s.d. acc. $\pm 2\%$ f.s.d. $\pm 1\%$ at currents of 10 μ A, 100 μ A and 1mA $\pm 20\%$.
- I_B : 10nA, 100nA, 1 μ A... 10mA f.s.d. acc. $\pm 2\%$ f.s.d. $\pm 1\%$ at fixed I_E of 1 μ A, 10 μ A, 100 μ A, 1mA, 10mA, 30mA, and 100mA acc. $\pm 1\%$.
- h_{FE} : 3 inverse scales of 2000 to 100, 400 to 30 and 100 to 10 convert I_B into h_{FE} readings.
- V_{BE} : 1V f.s.d. acc. ± 20 mV measured at conditions on h_{FE} test.
- $V_{CE(sat)}$: 1V f.s.d. acc. ± 20 mV at collector currents of 1mA, 10mA, 30mA and 100mA with I_C/I_B selected at 10, 20 or 30 acc. $\pm 20\%$.

DIODE & ZENER DIODE RANGES

- I_{DR} : As I_{EBO} transistor ranges.
- V_Z : Breakdown ranges as BV_{CBO} for transistors.
- V_{DF} : 1V f.s.d. acc. ± 20 mV at I_{DF} of 1 μ A, 10 μ A, 100 μ A, 1mA, 10mA, 30mA and 100mA.

type
TM12 **£160**

A logarithmic scale covering 6 decades is used to display either insulation resistance or leakage current at a fixed stabilised test voltage. The current available is limited to a maximum value of 3mA for safety and capacitors are automatically discharged when the instrument is switched off or to the CAL condition. The instrument operates from a 9V internal battery.

RESISTANCE RANGES

- 10M Ω to 10T Ω (10^{13} Ω) at 250V, 500V, 750V and 1kV.
1M Ω to 1T Ω at 25V, 50V and 100V.
100k Ω to 100G Ω at 2.5V, 5V and 10V.
10k Ω to 10G Ω at 1V.

Accuracy $\pm 15\% + 800$ Ω on 6 decade logarithmic scale.
Accuracy of test voltages $\pm 3\% \pm 50$ mV at scale centre.
Fall of test voltages $< 2\%$ at 10 μ A and $< 20\%$ at 100 μ A.
Short circuit current between 500 μ A and 3mA.

CURRENT RANGE

100pA to 100 μ A on 6 decade logarithmic scale.
Accuracy of current measurement $\pm 15\%$ of indicated value.
Input voltage drop is approximately 20mV at 100pA, 200mV at 100nA and 400mV at 100 μ A.
Maximum safe continuous overload is 50mA.

MEASUREMENT TIME

< 3 s for resistance on all ranges relative to CAL position.
 < 10 s for resistance of 10G Ω across 1 μ F on 50V to 500V.
Discharge time to 1% is 0.1s per μ F on CAL position.

RECORDER OUTPUT

1V per decade $\pm 2\%$ with zero output at scale centre.
Maximum output ± 3 V. Output resistance 1k Ω .

type
TM14 **£170**

Optional extras are leather cases and mains power units. Prices are ex works, V.A.T. extra in U.K.

"See us at LEETRONEX 1st-3rd July, 1980."

LEVELL ELECTRONICS LTD.

MOXON STREET, BARNET, HERTS., EN5 5SD.
TEL: 01-449 5028/440 8686

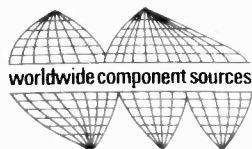
Fault us on quality and we'll eat it.

For twenty years, Erie RFI filters have been collecting qualifications – like being chosen for every major satellite, missile, aircraft and communications programme in the U.S. and Europe. The wide range includes HF, broad-band and multi-section filters with soldered or bush mountings as well as rectangular and circular filter connectors and filter pins.

Erie technical supremacy extends right from the ceramic powder to the MIL-approved test house, but at ITT Mercator we do not accept Erie filters on their reputation and MIL-certificate alone. Each batch is tested in our own laboratory to permit DQAB release.

We make doubly sure that you can be sure of the quality of Erie filters.

ITT Mercator, South Denes, Great Yarmouth, Norfolk, NR30 3PX. Tel: (0493) 4911. Telex: 97421.



ITT mercator

WW — 018 FOR FURTHER DETAILS

PRIME COMPONENTS LOW PRICES

Also our micro chips are at micro prices. Don't be fooled by low prices. We do not offer for sale, surplus, sub-spec or rebranded devices. All our parts are guaranteed new, first quality, factory prime, full spec devices. It is also our policy to offer you the best of new devices that become available and these are featured regularly. Prices are exclusive of P&P and VAT — please refer to "Ordering Information" before ordering. Official orders from Schools, Colleges, Universities and Gov. Authorities accepted.

DTL	
930	55p
935	65p
940	55p
944	65p
946	55p
957	55p
962	55p
9099	90p

MEMORIES	
4040	99p
4041	75p
4042	75p
4043	85p
4044	88p
4045	160p
4046	99p
4047	56p
4048	56p
4049	39p
4050	40p
4051	65p
4052	75p
4053	75p
4054	111p
4055	121p
4056	121p
4057	56p
4058	56p
4059	112p
4060	112p
4061	56p
4062	422p
4063	19p
4064	19p
4065	19p
4066	28p
4067	28p
4068	28p
4069	28p
4070	28p
4071	25p
4072	25p
4073	25p
4074	20p
4075	20p
4076	88p
4077	23p
4078	23p
4079	23p
4080	23p
4081	23p
4082	25p
4083	25p
4084	25p
4085	68p
4086	130p
4087	68p
4088	225p
4089	90p
4090	90p
4091	110p
4092	110p
4093	180p
4094	25p
4095	25p
4096	112p
4097	112p
4098	112p
4099	112p
4100	112p
4101	112p
4102	112p
4103	112p
4104	112p
4105	112p
4106	112p
4107	112p
4108	112p
4109	112p
4110	112p

SHIFT REGISTERS	
3341 PCFIFO 700KHZ	495p
3341 APC FIF0 1MHz	550p
3342 PC 64 bit shift register	495p
3347 PC 80 bit shift register	495p

DIP SWITCHES	
4 pole	99p
6 pole	115p
8 pole	140p

7400	
7400	11p
7401	12p
7402	12p
7403	13p
7405	17p
7409	16p
7410	16p
7411	16p
7412	16p
7413	28p
7414	28p
7420	16p
7430	18p
7432	25p
7440	16p
7442	68p
7448	75p
7473	32p
7474	32p
7475	40p
7476	40p
7480	35p
7492	50p
7493	50p
7496	45p
74171	35p
74123	45p
74154	90p
74157	55p
74122	45p
74125	50p
74195	100p
74196	100p
74290	100p
74290	120p
74365	90p
74366	90p

EPROMS	
2708 450 NS	450p
2716 5V 450 NS	1395p
2537 32K 450 NS	3995p

UARTS	
AY-5-1013A	298p
AY-3-1015D	350p
IM6402	350p

VOLTAGE REGULATORS	
7805 7812	55p
7905 7912	65p
78H05SS	575p
78HGKC	625p

7401	
7401	12p
7402	12p
7403	13p
7405	17p
7409	16p
7410	16p
7411	16p
7412	16p
7413	28p
7414	28p
7420	16p
7430	18p
7432	25p
7440	16p
7442	68p
7448	75p
7473	32p
7474	32p
7475	40p
7476	40p
7480	35p
7492	50p
7493	50p
7496	45p
74171	35p
74123	45p
74154	90p
74157	55p
74122	45p
74125	50p
74195	100p
74196	100p
74290	100p
74290	120p
74365	90p
74366	90p

CHARACTER GENERATOR	
RO 3-2513 UC	450p

KEYBOARD ENCODER	
AY-5-2376	795p

FLOPPY DISK CONTROLLERS	
FD1771 B-01 Single density IBM Compatible	2200p
FD1791 B-01 Dual density IBM Compatible	4500p

74LS	
74LS00	18p
74LS01	12p
74LS04	15p
74LS08	20p
74LS10	19p
74LS11	30p
74LS12	30p
74LS14	60p
74LS15	38p
74LS20	19p
74LS30	19p
74LS32	25p
74LS40	25p
74LS42	56p
74LS47	78p
74LS48	85p
74LS49	99p
74LS73	30p
74LS74	30p
74LS75	39p
74LS86	39p
74LS90	40p
74LS107	40p
74LS123	69p
74LS125	50p
74LS132	79p
74LS138	69p
74LS151	75p
74LS153	75p
74LS155	75p
74LS161	78p
74LS163	90p
74LS164	90p
74LS168	190p
74LS174	95p
74LS175	95p
74LS195	87p
74LS221	110p
74LS244	375p
74LS245	75p
74LS251	120p
74LS257	110p
74LS290	95p
74LS293	120p
74LS366	57p
74LS373	170p
74LS374	170p
74LS375	140p
74LS377	188p
74LS393	135p
74LS490	140p
74LS670	260p

CPU'S	
6502	79p
6504	795p
6505	795p
6800	695p
6802	995p
8080A	525p
8085A	1095p
Z80	795p
Z80A	895p
Z8001	12500p
Z8002	12500p
WD9000B	19900p

SUPPORT DEVICES	
6520	495p
6522	795p
6532	895p
6551	1095p
6810	375p
6820	425p
6821	425p
6850	425p
6852	425p
8212	385p
8214	395p
8216	395p
8224	395p
8228	395p
8251	495p
8253	1225p
8255	1050p
8257	1050p
8259	1325p
MC14412VL	797p
Z80 PIO	595p
Z80 CIO	595p
Z80A PIO	695p
Z80A CIO	695p
Z80A DMA	1995p
Z80A DMA	2495p
Z80 SIO 0	2995p
Z80A SIO 0	3495p
Z80 SIO 1	2995p
Z80A SIO 1	3495p
Z80 SIO 2	2995p
Z80A SIO 2	3495p

74C	
74C20	30p
74C76	60p
74C85	145p
74C97	125p
74C100	125p
74C107	100p
74C160	110p
74C161	145p
74C162	145p
74C163	145p
74C192	175p
74C193	175p
74C194	175p
74C195	175p
74C903	45p

74ALS	
74ALS00	18p
74ALS01	12p
74ALS04	15p
74ALS08	20p
74ALS10	19p
74ALS11	30p
74ALS12	30p
74ALS14	60p
74ALS15	38p
74ALS20	19p
74ALS30	19p
74ALS32	25p
74ALS40	25p
74ALS42	56p
74ALS47	78p
74ALS48	85p
74ALS49	99p
74ALS73	30p
74ALS74	30p
74ALS75	39p
74ALS86	39p
74ALS90	40p
74ALS107	40p
74ALS123	69p
74ALS125	50p
74ALS132	79p
74ALS138	69p
74ALS151	75p
74ALS153	75p
74ALS155	75p
74ALS161	78p
74ALS163	90p
74ALS164	90p
74ALS168	190p
74ALS174	95p
74ALS175	95p
74ALS195	87p
74ALS221	110p
74ALS244	375p
74ALS245	75p
74ALS251	120p
74ALS257	110p
74ALS290	95p
74ALS293	120p
74ALS366	57p
74ALS373	170p
74ALS374	170p
74ALS375	140p
74ALS377	188p
74ALS393	135p
74ALS490	140p
74ALS670	260p

74ALS	
74ALS00	18p
74ALS01	12p
74ALS04	15p
74ALS08	20p
74ALS10	19p
74ALS11	30p
74ALS12	30p
74ALS14	60p
74ALS15	38p
74ALS20	19p
74ALS30	19p
74ALS32	25p
74ALS40	25p
74ALS42	56p
74ALS47	78p
74ALS48	85p
74ALS49	99p
74ALS73	30p
74ALS74	30p
74ALS75	39p
74ALS86	39p
74ALS90	40p
74ALS107	40p
74ALS123	69p
74ALS125	50p
74ALS132	79p
74ALS138	69p
74ALS151	75p
74ALS153	75p
74ALS155	75p
74ALS161	78p
74ALS163	90p
74ALS164	90p
74ALS168	190p
74ALS174	95p
74ALS175	95p
74ALS195	87p
74ALS221	110p
74ALS244	375p
74ALS245	75p
74ALS251	120p
74ALS257	110p
74ALS290	95p
74ALS293	120p
74ALS366	57p
74ALS373	170p
74ALS374	170p
74ALS375	140p
74ALS377	188p
74ALS393	135p
74ALS490	140p
74ALS670	260p

74ALS	
74ALS00	18p
74ALS01	12p
74ALS04	15p
74ALS08	20p
74ALS10	19p
74ALS11	30p
74ALS12	30p
74ALS14	60p
74ALS15	38p
74ALS20	19p
74ALS30	19p
74ALS32	25p
74ALS40	25p
74ALS42	56p
74ALS47	78p
74ALS48	85p
74ALS49	99p
74ALS73	30p
74ALS74	30p
74ALS75	39p
74ALS86	39p
74ALS90	40p
74ALS107	40p
74ALS123	69p
74ALS125	50p
74ALS132	79p
74ALS138	69p
74ALS151	75p
74ALS153	75p
74ALS155	75p
74ALS161	78p
74ALS163	90p
74ALS164	90p
74ALS168	190p
74ALS174	95p
74ALS175	95p
74ALS195	87p
74ALS221	110p
74ALS244	375p
74ALS245	75p
74ALS251	120p
74ALS257	110p
74ALS290	95p
74ALS293	120p
74ALS366	57p
74ALS373	170p
74ALS374	170p
74ALS375	140p
74ALS377	188p
74ALS393	135p
74ALS490	140p
74ALS670	260p

74ALS	
74ALS00	18p
74ALS01	12p
74ALS04	15p
74ALS08	20p
74ALS10	19p
74ALS11	30p
74ALS12	30p
74ALS14	60p
74ALS15	38p
74ALS20	19p
74ALS30	19p
74ALS32	25p
74ALS40	25p
74ALS42	56p
74ALS47	78p
74ALS48	85p
74ALS49	99p
74ALS73	30p
74ALS74	30p
74ALS75	39p
74ALS86	39p
74ALS90	40p
74ALS107	40p
74ALS123	69p
74ALS125	50p
74ALS132	79p
74ALS138	69p

Carston Electronics

specialists in second user test and measuring instruments

AS NEW

EX STOCK DELIVERY

Oscilloscopes

TEKTRONIX 465

DC-100MHz Dual Trace 5mV-5V/Div
0.05µs-0.5s/Div Delayed T/B XY DC 4MHz **£1250**

TEKTRONIX 475A

DC-250MHz Dual Trace 5mV-5V/Div
0.01µs-0.5s/Div Delayed T/B XY DC 3MHz **£1950**

THESE INSTRUMENTS SOLD WITH ONE YEAR FULL GUARANTEE

Prices from £

3209 Manual Entry Keyboard	120
3213 Push Button Display for Time or Measured Value of Selected Channel	180
3305 10 Channel I/P Card (Quantity as required) Price per 10 Channels	80
FACIT	
4070 Tape punch (ASC 11)	500
CLARY	
35/3220 3264 10 columns, 2 1/2" wide paper 0.55 print cycle Interface for 3240 only	190
Distortion Systems	
RADFORD	
DMS2 10 Hz 100 KHz meter	160
LD02 10 Hz 100 KHz Oscillator	160
Function Generators	
ADVANCE	
J4 10 Hz 100 kHz 10 V r.m.s. output Sine Square Wave	175
HEWLETT PACKARD	
3310 0.0005 Hz 5 MHz Multi-Mode 10V/50Ω sine, square, triangular	250
INTER-STATE ELECTRONICS	
F51A Multi-Mode, and offset 0.0005 Hz to 10 MHz 10 15V 50Ω	250
F55A Multi-Mode, 0.0025 Hz-10 MHz 10V 50Ω Ext. VGC Burst O/P up to 100k bursts/sec	350
PHILIPS	
PM5127 0.1 Hz-1 MHz Sine Square Triangular Pulse outputs. External sweep facility 30Vp p max output	325
Logic Analysers	
HEWLETT PACKARD	
1601L Logic state analyser 12 channel display	250
Modulation Meters	
AIRMEC	
210 1 300 MHz AM/FM	150
409 3 1500 MHz AM/FM	295
MARCONI	
TF2300A 1 1000 MHz AM/FM	450
Multimeters- Analogue	
AVO	
8MKIII AC DC V AC DC Amps OHMS	60
Oscilloscopes	
ADVANCE	
OS1000A DC 20 MHz dual trace	310
DYNAMCO	
7200 DC 15 MHz Dual Trace 1 mV sensitivity	200
7210 DC 15 MHz Dual Trace 1 mV sensitivity on CH1 Delayed Timebase	300
HEWLETT PACKARD	
1703A Storage 1000Div/ms DC 35 MHz Dual trace Mains/Ext DC	1200
1707B 020 DC 75 MHz Dual trace Dual Time Base	700
1707B 012 As 1707B 020 with Internal Battery fitted	750
181A Storage 1000Div/ms DC 100 MHz Main frame only	650
PHILIPS	
PM3410 DC 1GHz Sampling oscilloscope	950
TEKTRONIX	
535A 1A1 DC 15 MHz dual trace 5mV sensitivity Delayed timebase 556 1A1 True dual beam DC 50 MHz Can display 2 separate signals at different sweep rates Includes trolley	700
545B 1A1 DC 30 MHz dual trace Delayed timebase	325
561A 3A6 3B1 DC 10 MHz Dual Trace High persistence tube Delayed Timebase	275
585A 82 DC 80 MHz dual trace 10 mV sensitivity	525
547 1A1 DC 50 MHz dual trace	525
547 1A4 DC 50 MHz four trace	625
DTB	

1500 Depending on configuration

	Prices from £
Acoustic	
BRUEL & KJAER	
2203 Precision sound level meter	400
1613 Octave filter set couples directly to 2203 & 2204	250
CEL	
112 LEQ meter digital readout	450
Attenuators	
MARCONI SANDERS	
6593 VSWR Indicator Batt Mains	175
Bridges	
CINTEL	
277 Measures iron core inductances 0.01H-1000H (with a Q value not less than 2)	130
DAWE	
210B Decade Capacitance box 0.1µF 1mF 0.1 of step	20
MARCONI	
TF1245 Q meter Freq range 1kHz 300MHz using external osc.	350
WAYNE KERR	
B221 Plus low impedance adaptor	225
Q221 Measures L/C/R	225
B641 Measures L/C/R/G Accuracy of 0.1%	450
Q801 Y parameter test set Plus transistor adaptor unit	230
Cable Test Equipment	
MARCONI	
TF2333 Transmission Test set	575

	Prices from £
HEWLETT PACKARD	
3556A For psophometric measurements from 20 Hz 20kHz 0.1mV 30V input level	475
NEC	
TTS-37B Noise level and VU measurement Sensitivity 180dBm up to +20dBm	275
STC	
74216A Noise Generator CCITT	240
74261A Psophometer CCITT	475
WANDEL u. GOLTERMANN	
DLM-1 Send/receive system for measuring phase jitter random noise and frequency shift on data transmission lines	1500
LDS 2 200Hz 600kHz sender for measuring group delay and attenuation variations	3250
LDEF 2 Filters for DLM unit	250
Counter Timers	
HEWLETT PACKARD	
5300A 5303B DC 520 MHz 6 digits	210
5300A Display Module 6 Digits 3 x 10 ⁷	90
5300B Display Module 8 Digits 2 x 10 ⁹	140
5303A DC 50 MHz 100mV sens Time Interval Period Ratio Totalise	75
5303B DC 520 MHz (Plug on) 125mV sens 50Ω	120

5308A 0.75 MHz Universal Module 50mV sens 1MΩ	100
5267A Time Interval Plug-in 10ns	120
MARCONI	
TF2414A DC 40MHz 7 digits	120
TF2416 8 DC 50MHz 7 Digits 10mV sens Stab 1 x 10 ⁷ day BCD O/P	180
TF2416 2 As for 2416 8 without BCD O/P	150
RACAL	
835 DC 15 MHz 6 digits	100
Time Interval Period Ratio	250
9024 10 Hz-600 MHz 7 x 1 digits	100
9835 DC 15 MHz 6 digits	130
9837 DC 80 MHz 6 digits	130
S.E. LABORATORIES	
SM202 DC 150MHz 8 Digits 50Mv A.B.C. Input Time Interval and Totalise	220
Data Loggers	
SOLARTRON	
3240 3301 Data Transfer Unit and 100 Channel Scanner with the following Main Units	
3205 Universal Interface	
3210 Digital Clock	
3211 Controller	
3115 Scan Controller	
3238 Power Supply	
3221 Drive for Facit 4070 (ASC 11)	
3220 Drive for Clary Printer	
*Fitted as required	



7704A DC 200 MHz CRT Readout Mainframe for 4 Plug in 1200

TELEQUIPMENT
D53. DC 15 MHz. dual trace 10mV sensitivity 225
D53A. DC 25 MHz. dual trace 10mV sensitivity with C-2 plug in DC-15 MHz with JD plug-in D34 DC-15 MHz dual trace Batt./Mains Portable 450
D63/V1/V3 DC-35 MHz. Depending on sensitivity. 50µV or 1 mV Sensitivity 675

Oscilloscope Plug-ins
TEKTRONIX
Type R. Transistor R.T. tester. Pulse rate 120 pulses/sec. R.T. Less than 5µs 100
Type L. DC-20 MHz. 5mV sensitivity fast rise time amplifier 30
Type G. Differential amplifier. 100.1 CMR DC-20 MHz. 50 mV sensitivity Plug-ins for 500 series
1A1 dual trace Plug-in DC 50 MHz 180
1A2 dual trace Plug-in DC-50 MHz 180
1A4 four trace Plug-in DC 50 MHz 375
1A5 Differential Plug-in 175
Z Differential Plug-in 140
81 Adaptor Plug-in 1A Series to 580 Series 75

TELEQUIPMENT
DM64 Storage 250 Divs/mS DC-10 MHz Dual trace 400
D67 DC-25 MHz. Dual trace. Dual Time Base. TV sync. 325
D75 DC-50 MHz. Dual trace Dual Time Base. 600
D83 DC 50 MHz Dual trace Large 6 1/2" CRT Dual Time Base 650

Oscilloscopes (storage)
DYNAMCO
7110 DC-30MHz. Dual trace Writing speed 20µs /Div. 525

TEKTRONIX
549/1A1 DC-30 MHz 5mV sensitivity. Dual trace Storage scope. Writing speed 5cm µs with enhancement Includes trolley 675
564/3A74/3B4 DC 2MHz. four channel. 20 mV sensitivity Writing speed up to 500cm/ms 650
564B/3A6/2B67 DC-10 MHz Dual trace 10mV sensitivity. split screen storage oscilloscope 750

Phase Meter
DRANETZ
301A 5 Hz 500 kHz Z in 100kΩ Accuracy ±1° to ±2° Analogue O/P 400

Power Meters
MARCONI SAUNDERS
6460 10 MHz-40 GHz (Depending on Head) 300
6420 10 MHz 12.4 GHz 10mw 75
6421 D0 MHz 1B 4 GHz 100mw 75
6422 10 MHz-12 4 GHz 1mw 50
642B 26 5-40 GHz 10mw 50

Power Supplies
OLTRONIX
A2.5 KV. 10-2500V up to 10 mA Current limit 2.12 mA either + outputs 60
ROBAND
T101. 50V 1A Variable 15
SOLARTRON
As 751 50V 1A. Variable 15
STARTRONIC
117. 20V 0.5A Variable twin 30

Pulse Generators
DB ELECTRONICS
150. I.C. pulse generator 50
EH RESEARCH
120D 100 Hz 10 MHz 20V 50Ω RT 1ns 100
122 1 KHz 200 MHz 5V 50Ω RT 12ns 220
139(L) 10Hz 50 MHz 10V 50Ω RT 5ns 175
1221 Timing Unit 6 Channel 0-10 MHz 5V 50Ω RT 8ns 50
G710 5V/50Ω 30 Hz 50 MHz RT 5ns 100
132AL. 50V/50Ω 5 Hz 3 MHz RT 12ns 175

HEWLETT PACKARD
214A 100V 50Ω Double pulse O P W50ns-10ms 10 Hz 1 MHz 15ns RT 350
PHILIPS
PM5705 0.1 Hz 10 MHz Typical RT 6ns Output 1 15V 225
PM5776 3V 50Ω 1 Hz 100 Mz Rise/fall Times less than 1ns 275

Recorders and Signal Conditioning Equipment
AMPEX
PR2200 Instrumentation Recorder up to 16 channels FM DR Record replay all speeds 1" tape FM/DR I R I G. DC-40 kHz FM 100 Hz 300 kHz DR 6500

BRUNO WOELKE
ME102B Wow and flutter meter 75
ME102C. Wow and flutter meter 90
BRUEL & KJAER
2305B Bench type Mains operated Log recording of AC 2 Hz 200 kHz and DC 50 or 100mm paper width 750

CHESSEL
301B 3 Pen Potentiometric. 1cm/s 1cm/6min Ranges 25mV/10mV 12V DC power supply required 250

FERROGRAPH
RTS2 Recorder test set. Wow and flutter etc 275

HEWLETT PACKARD
680M 5 inch Stripchart Single Pen 5mV 120V I P 20cm min 2.5 cm.Hr RACAL Store 4 Uses D 4 inch magnetic tape Will record 4 F M channels Operates at 7 different speeds 1950

SMITHS INDUSTRIES
RE501 20 Single Pen 10mV 10V FSD Battery Operated XY and Strip Chart 220
RE541 20 Single Pen. 0.5mV 100V FSD. 3.60cm/min and hour 350
RE571 20 2 Pen 200µ 100V FSD 8" Chart. 3.60cm/min and hour 525

SOUTHERN INSTRUMENTS
10 100 6 channel U V 5 1000 mm sec 250
M1330 10 channel U V 5 2500 mm/sec 325
Selection of Galvanometers available at £15 00 each

YOKOGAWA
3046 10 inch Chart Single Pen 0.5 mV 100 VI P2 60cm min and hr 350
3047 2 Pen Version of 3046 425

Signal Sources and Generators
ADVANCE
63B FM AM 5 200 MHz 130
HEWLETT PACKARD
200CD 5 Hz 600 kHz O.P 10V RMS 204D 5 Hz 1.2 MHz 600Ω 80dB att O P 5V RMS 150
204D 001 As for 204D (Battery operated) 175
608E 10-480 MHz AM 410
618C 3 8 7 6 GHz FM 1600

MARCONI
TF791 FM Deviation Meter 95
4 1024 MHz 255
TF801 D1 10 470 MHz AM FM 350
TF995A 2 1 5-220 MHz AM FM 350
TF995B 5 2 220 MHz AM FM. 475
TF2005A Two tone 20 Hz-20 KHz 200

PHILIPS
PM5326 100 kHz 125 MHz. Digital display of frequency AM FM Sweep facility for I F measurements 525
PM6456 FM Stereo generator RF output 100 MHz 175

ROHDE & SCHWARZ
SWOB 11 0.5 1200 MHz 50µV

SCHAFFNER
NSG101 Mains Interference Simulator. Superimposes P pulses on mains for testing immunity of equipment to interference. Pulse amplitude +800V Rise Time 0.25µs Width 50 & 200µs 300
NSG330 Ignition Interference Attachment 150

TEXSCAN
9900 10 300 MHz Sweep generator with CRT display 525

Spectrum Analysers
NELSON ROSS
011. DC 20 kHz 80dB dynamic range. Dispersion 100 Hz 6 kHz 022 DC 100 kHz Dynamic range 60dB fits into various 500 series CRO's 350
TEKTRONIX
3L5 Plug in unit fits into various 500B series CRO's 50 Hz 1 MHz Greater than 60dB dynamic range 475
1L20 Plug in fits various 500 series CRO's 10 MHz 4 2 GHz 40dB dynamic range 1000

Sweep Generators
HEWLETT PACKARD
8690B Mainframe Int Ext AM Ext FM 600
8693B 100 3 7.8 3 GHz 5mW PIN levelled N connectors 600
8699B 100 0 1 4 GHz 6mW 120mW to 2 GHz PIN levelled N connectors 1200

T.V. Test Equipment
PHILIPS
PM5508B Pattern Generator 625 lines PAL UK Systems 225

Vibration
DAWE
1461 CV(M) Portable Vibration Analyser Kit 350

Voltmeters-Analogue
BRADLEY
CT471C AC DC Ω current multimeter and RF 75
HEWLETT PACKARD
427A AC DC Ω multimeter 275
3406A 10 kHz 1 2 GHz 345

LINSTEAD
M2B AC AC 10 Hz 500 kHz 25
MARCONI
TF2603 AC voltmeter to 1.5 GHz 300

PHILIPS
PM2454-B 1mV 300V 10 Hz 12 MHz Z in 19MΩ DC O P 300

Voltmeters-Digital
FARNELL
DM131B 1999 FSD AC DC Ω Current Temperature 85
FLUKE
8000A 1999 FSD AC DC OHMS Current 115
HEWLETT PACKARD
34740A 34702A 9999 FSD AC DC OHMS 180
SOLARTRON
LM1420 2 2300 FSD DC only 0.05 Ω I M1420 2BA 2300 FSD AC True RMS DC 110
A200 19999 FSD DC only 160
A203 19999 FSD AC DC Ω Sensitivity 1µV DC 10µV AC 100mΩ resistance 300
A205 19999 FSD AC DC Ω A243 119999 FSD AC DC Ω Sensitivity 1µV DC 10µV AC 10mΩ resistance 325
7045 19999 Auto AC DC Ω 250
A150 99999 Auto AC DC Ω 350

Wave Analysers
HEWLETT PACKARD
302A 20 Hz 50 kHz 75dB range 375
MARCONI
TF2330 20 Hz 50 kHz Selective Range +3.5 to 80Hz Dynamic range 75dB 400
WAYNE KERR
A321 20 Hz 20 KHz Sine 75dB 125



Carston

Carston Electronics Limited
Shirley House, 27 Camden Road, London NW1 9NR Telex 23920
Contact David Kennedy or Noel Jennings **01-267 5311/2**

WWW — 032 FOR FURTHER DETAILS

Redundant Test Equipment
Why not turn your under-utilized test equipment into cash? Ring us and we'll make you an offer.
VAT charged at Standard Rate

THINK OF A SHAPE



S 500D — dual channel
up to 500W / RMS per
channel DC-20 KHZ

Whatever it is, the **H||H** S' range of power amplifiers will handle it

The **H||H** 'S' range is designed to handle heavy industrial usage in the fields of vibrator driving, variable frequency power supplies and servo motor systems.

S 500D

Dual Channel
19" rack mount 3½" high
500w r.m.s. into 2.5 ohms per channel
900w r.m.s. in bridge mode
DC-20 KHZ at full power
0.005% harmonic distortion (typical) at
300w r.m.s. into 4 ohms at 1 KHZ
3KW dissipation from in-built force cooled
dissipators

S 250D

Single Channel
19" rack mount 3½" high
500w r.m.s. into 2.5 ohms
Retro-convertible to dual channel
DC-20 KHZ at full power
Full short and open circuit protection
Drives totally reactive loads with no
adverse effects

A complete range of matching transformers and peripheral equipment for closed loop, constant current and voltage use are available.

Alternative input and output termination to order. Rack case for bench use built to specifications. For complete data write or call.



Kirkham Electronics

MILL HALL, MILL LANE, PULHAM MARKET, DISS, NORFOLK IP21 4XL
DIVISION OF K.R.S. LIMITED
TELEPHONE (037 976) 639/594

FRANCHISED COMMERCIAL AND INDUSTRIAL AGENTS FOR **H||H** ELECTRONICS

WW - 034 FOR FURTHER DETAILS


Get 24 DMMs off the shelf.

Turn to page 3 of your ITT Instrument Services catalogue for a list of top names Thandar (Sinclair), Fluke, Avo, Keithley and Norma. Compare performance and specification then phone or telex Harlow or any local ITT office and we'll deliver off the shelf.


The ITT Instrument Services catalogue is your key to fast delivery and technical back-up for a vast range of quality instruments. **Get it off the shelf.**

ITT Instrument Services

Edinburgh Way,
Harlow, Essex
CM20 2DF.
Tel: (0279)
29522.
Telex: 81525.



ITT instrument services
the only way to buy.




WW — 056 FOR FURTHER DETAILS

Get a Grip on the state of your I.C.'s


The Logic Monitor 2 by CSC provides greater versatility and precision in testing all types of digital circuits.

It incorporates a fully isolated power supply which means that there is no loading of a circuit under test; avoids logic level shifts, false triggering and power supply loading. The self contained power supply in conjunction with I.C. comparators provides constant current drive to LEDs and ensures a uniformly bright display. A logic family selection switch enables the precise selection of logic thresholds and provides more accurate measurement of I.C.'s under test.

CONTINENTAL SPECIALTIES CORPORATION



C.S.C. (UK) Limited,
Dept. 7DD Unit 1, Shire Hill Industrial Estate,
Saffron Walden, Essex CB11 3AQ
Tel: Saffron Walden (0799) 21682 Telex: 817477



The LM2 just clips over the I.C. and displays instantly and automatically the logic state of the I.C. elements.

If you want to hear more of this gripping story then just send the coupon off or better still place an immediate order with your Access, American Express or Barclaycard.

£68.95 (excluding P&P and 15% VAT).

For immediate action



The C.S.C. 24-hour 5-day a week service.

Tel: (0799) 21682 and give us your Access, American Express, Barclaycard number and your order will be in the post immediately.

C.S.C. (UK) Ltd, Dept 7DD Unit 1 Shire Hill Industrial Estate, Saffron Walden, Essex CB11 3AQ		For FREE catalogue tick box	
LM2	£81.02 (inc. P&P and 15% VAT)	Qty	Reqd
Name _____		Address _____	
I enclose cheque/PO for £ _____		Debit my Barclaycard, Access, American Express	
No. _____	Exp date _____		

WW — 014 FOR FURTHER DETAILS

Hands



The perfect slimline.



off.

We mean it.

The new 30AX colour tube system from Mullard doesn't need innumerable twists and turns of a screwdriver to set it up.

It needs no adjustments at all. Because every one has been 'designed out'.

Every tube that leaves our factory is completely pre-adjusted by us. Leaving only the turn of one screw to affix or remove the coil.

No dynamic convergence adjustments.

No colour purity adjustments.

And no raster orientation adjustment.

As for what it has to offer, the 30AX's focus is sharper and its definition greatly improved.

Its in-line guns and specially built coil provide the best picture shape yet.

And rest assured it'll stay that way. In a slim 110° package that trims about 3" off conventional 22" 90° TV cabinet depths.

Some features of the 30AX however, are a little more established.

Like its excellent colour registration. High brightness. Soft flash protection. Fast warm-up. And of course, greater overall reliability. This is the new 30AX colour tube system.

For more information just write your name and address on this page and send it to Dept. MCG2, Mullard Ltd., Mullard House, Torrington Place, London WC1E 7HD.



Mullard
30AX. The perfect slimline.

WW — 007 FOR FURTHER DETAILS

INPUT

FROM PHILIPS TEST & MEASURING INSTRUMENTS

Input advertisements are designed to meet the needs of our professional customers. They are a shop window for Philips Test and Measuring Instruments - and we will be changing the display frequently because we have a lot of products to show you. Where you require full information about a product, tick the coupon and attach it to your name and address or letterhead - or, of course, use the journal's reader inquiry service. You will receive in return a detailed information pack reflecting your specific requirements.

The **PM 2517** has set the standard and the pace in Europe for hand-held digital multimeters - and still it remains in a class of its own.

Remember, its many important features include full four digits, so on mains voltage readings, for example, you might get 240.3 instead of the 240, which a 3½ digit meter would read.


- Some other **PM 2517** plus points:
- LED or LCD display
 - True RMS readings of AC voltage and current
 - Autoranging with manual override
 - Optional accessories include temperature and data hold probes

Reader inquiry number 220



NO WAITING FOR THESE TOP PRODUCTS

OSCILLOSCOPES



The **PM 3207** - Super Scope - is a tough, general purpose oscilloscope which offers at a low price the quality and technology you expect from Philips Test and Measuring Instruments.

- 15 MHz dual trace

- Auto triggering from either channel with adjustable level between peaks and TV triggering
- 5 mV sensitivity, Y and X (via A input)
- B invert facility

Reader inquiry number 221

Both these instruments are available off the shelf from the **Philips Electronic Instruments Department** (see address below) or from the following distributors: **British Tungstam**, West Road, Tottenham, London N17 0RN Tel: 01-808-4884
Philips Service Centres (25 throughout the country) Tel: 01-686-0505 for the address of your nearest branch. **Wessex Electronics Ltd**, 114 116 North Street, Downend, Bristol BS16 5SE. Tel: (0272) 571404.

GREAT COUNTERS MYSTERY

Philips engineers have encountered the same reaction from customers and competitors alike when showing off the new microcomputer controlled **PM 6667** (120 MHz) and **PM 6668** (1GHz) frequency counters: "How do they do it for the price?". Here's a brief summary of what the counters offer.

- Reciprocal frequency counting (for higher resolution without ± 1 cycle error)
- Auto-triggering on all waveforms

- High contrast liquid crystal display
- Self diagnostic routine
- High stability TCXD: 10⁻⁷/month
- Battery option

Reader inquiry number 222



	inquiry no	
PM 2517 multimeter	220	<input type="checkbox"/>
PM 3207 oscilloscope	221	<input type="checkbox"/>
PM 6667/8 counter	222	<input type="checkbox"/>

Pye Unicam Ltd
 Philips Electronic Instruments Dept
 York Street, Cambridge, England CB1 2PX
 Tel: Cambridge (0223) 358866 Telex 817331



Test & Measuring Instruments

PHILIPS

WW — 079 FOR FURTHER DETAILS

The 2001 sweeps the board at only £75*



Get all the waveforms you need — 1 Hz to 1 MHz in five overlapping ranges: stable, low-distortion sine waves, fast rise/fall-time square waves, high linearity triangle waves — even a separate TTL square wave output. Plus high- and low-level main outputs.

An applied DC Voltage at the Sweep input can shift the 2001's frequency: or sweep up to 100: 1 with an AC signal. A pushbutton activates the DC Offset control, which shifts the output waveform up or down on command.

For value for money the 2001 sweeps the rest off the board.

For immediate action — The C.S.C. 24 hour, 5 day a week service Tel: (0799) 21682 and give us your Access, American Express, Barclaycard number and your order will be in the post immediately or just clip out the coupon.

*price excluding P&P and 15% VAT

CONTINENTAL SPECIALTIES CORPORATION



C.S.C. (UK) Limited
Dept. 7HH Unit 1, Shire Hill Industrial Estate,
Saffron Walden, Essex CB11 3AQ
Tel: Saffron Walden (0799) 21682 Telex 817477

Continental Specialties Corporation (UK) Limited Dept 7HH Unit 1, Shire Hill Industrial Estate, Saffron Walden, Essex. CB11 3AQ			
Model 2001 Sweepable Function Generator	£87.98. (inc. P&P and 15% VAT)	Qty Reqd.	For FREE catalogue tick box
Name		Address	
I enclose PO/Cheque for £..... or debit my Barclaycard/Access/American Express No exp date			

WW — 013 FOR FURTHER DETAILS

THE MEDIA YOU WANT, WHEN YOU WANT IT. FAST FROM THE SPECIALISTS.



3M are, and always have been, the Media Specialists. We don't make computers, only the media they depend on. From raw material to finished product, every item is produced entirely in-house. As media specialists, we bring you Britain's most comprehensive range of minicomputer media: Scotch cassettes, Scotch data cartridges, Scotch disk cartridges, Scotch diskettes and minidiskettes. Furthermore, we hold enough stocks to promise immediate supply of all media in common use. You can order by phone or in writing, from us direct or from our network of local distributors.

Complete the details below and send the coupon back to us. See for yourself the improvement the Minicomputer Media Service can bring you in reliability and performance.

3M MINICOMPUTER MEDIA SERVICE To: The Minicomputer Media Service
3M United Kingdom Ltd
FREEPOST Bracknell Berkshire RG12 1BR
Telephone: Bracknell (0344) 58502

My business has a _____ minicomputer which uses _____ Disk cartridges
Digital cassettes Digital cartridges
Diskettes Minidiskettes Other items (please specify) _____


Please ask your specialist salesman, local distributor to call me. Please send me more information on your service.

Name _____
Position _____
Company _____
Address _____
Tel. No. _____

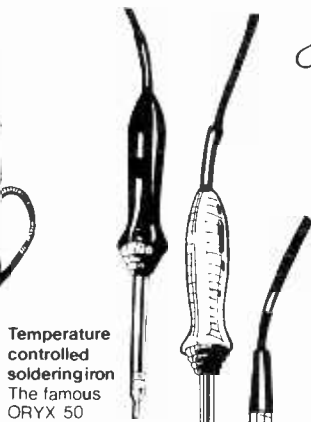
WW 6 80



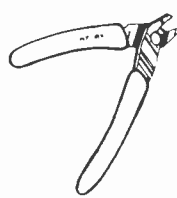
WW — 016 FOR FURTHER DETAILS



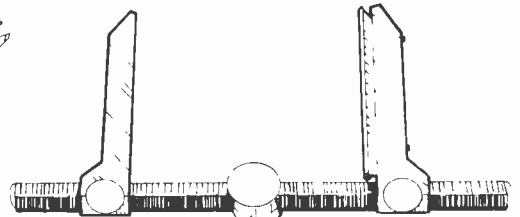
Miniature 6 volt soldering station PSU-6
A complete station for precision soldering



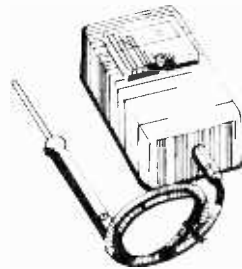
Temperature controlled soldering iron
The famous ORYX 50




Component cutter - ORYX 100
Lightweight, inexpensive



Vacuum based p.c.b. holder
Will take a range of vice heads



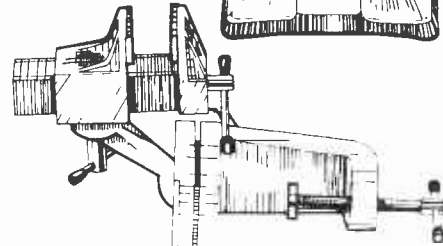
Pyrometer
Complete and self contained for tip temperature reading



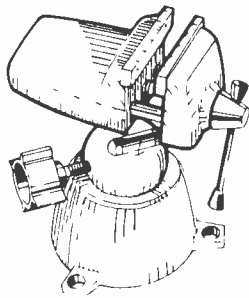
Safety stand
For ORYX 50 T.C and Super 30 irons

G.P. 27 watt soldering iron
The ORYX Super 30

Miniature mains iron, 17 watts
Model M3



Bench vice 1-B
Highly versatile for soldering and drilling operations



Precision vice 301
Beautifully engineered 360° rotating head with 180° tilt

High powered desoldering tool
SR-2



Desoldering tool SR 3A S

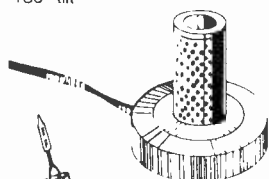


Desoldering tool SR 3A




Desoldering tool SR 3A Micro


All these and more make up the widest range of professional soldering products.



Miniature solder pot
Ideal for workshop or laboratory



'Quick Charge' cordless soldering iron
Will recharge in only 3 to 4 hours




Ask us for our full information pack.

Greenwood Electronics


Portman Road, Reading, Berks. RG3 1NE Tel: (0734) 595844 Telex: 848659

WW — 022 FOR FURTHER DETAILS

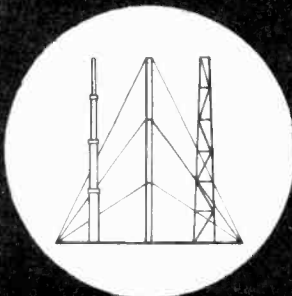


Hilomast Ltd

HILOMAST SYSTEMS



PNEUMATIC TELESCOPIC MASTS




HILOMAST LIMITED

THE STREET HEYBRIDGE — MALDON
 ESSEX CM9 7NB ENGLAND
 Tel. MALDON (0621) 56480
 TELEX NO. 995855

WW — 041 FOR FURTHER DETAILS

SOFTY Software Development System

EX-STOCK



MICROSYSTEM DEVELOPMENT USING SOFTY


SOFTY is intended for the development of programs which will eventually become software residing in ROM and forming part of a microsystem. During the development stage of a microsystem, SOFTY will be connected in place of the firmware ROM via a ribbon cable, terminated in a 24 pin DIL plug. Data may be entered into the SOFTY RAM via the **serial port, parallel port, direct memory access, or the keypad**, and manipulated using the **assembler key-functions**. When the program has been entered, the internal microprocessor can be 'turned off', and the external microsystem and its resident microprocessor allowed to access and run the program in SOFTY's RAM and/or programming socket. In this way modification can be made until the required program is complete — **the contents of the RAM being clearly visible as a 'page' on TV or monitor**. 4 pages are available. 2 of the Data RAM an 2 of the programming socket

In the end, when the program is complete and working, the DIL plug is removed and replaced by an EPROM device programmed by SOFTY. **SOFTY is able to program the 2704/2708/2716 family** which have 3 voltage rails — we supply with each SOFTY details of a simple modification which allows SOFTY to program the single rail 2716/2732 etc. (If you want to program EPROMs/PROMs other than the 2704/2708/2716 family, we may be able to help you — our range of add-on Programming Modules is currently under development.)

To help in the process of program development SOFTY has various assembler key-functions, which include — **block shift without overwriting, block store, cursor control, match byte and displacement calculations (for jumps, etc.)**. A high speed **cassette interface** is also provided for storing working programs and useful subroutines. Software is supplied for serial data transfers — which means that you can write an assembler for your favourite MPU in BASIC on your Superboard, UK101, NASCOM, etc. and transfer the hex code directly to EPROM via SOFTY. The serial transfer program runs in the scratchpad and can be easily loaded from cassette, or the programming socket. Besides software development and EPROM programming, SOFTY has other uses — as a **training aid**, or as a **control computer** in its own right, with up to **2K bytes firmware, 1K of RAM, 22 I/O ports and Direct Memory Access**.

SOFTY Kit-of-parts (including zero insertion force socket for EPROM programmer)
 Price £115 (inc VAT, P&P) **SOFTY** Built and tested — £138 (inc. VAT, P&P)
 Built conversion card for programming single rail EPROMs (with ZIF) — £46 (inc. VAT, P&P)
 Built **SOFTY** power supply — £23 (inc. VAT, P&P)
 Write or telephone for full details.

MODEL 14 EPROM ERASERS



MODEL UV141 EPROM ERASER

- Fast erase times (typically 20 minutes for 2708 EPROM)
- 14 EPROM capacity
- Built-in 5 to 50 minute timer to cater for all EPROMs
- Safety interlocked to prevent eye and skin damage
- Convenient slide-tray loading of devices
- MAINS and ERASE indicators
- Rugged construction
- Priced at only £89.70 (inc VAT p&p)

MODEL UV140 EPROM ERASER

Similar to Model UV141 but without timer
 Low price at only £70.73 (inc. VAT, p&p)

WRITE OR TELEPHONE FOR FULL DETAILS OR SEND CHEQUES / OFFICIAL COMPANY ORDERS TO

GP Industrial Electronics Limited

(Retail Sales), Skardon Place, North Hill, Plymouth
 PL4 8HA. Telephone: Plymouth (0752) 28627
 TRADE AND EXPORT ENQUIRIES WELCOME

WW — 033 FOR FURTHER DETAILS



Front cover shows interior of an English Electric Valve Co. magnetron (cutaway model) for use in radar systems. Photographer: Paul Brierley.

IN OUR NEXT ISSUE

Graphical communication with computers introduces the technology of interactive computer graphics and describes input and output methods for information in this form.

Transient recorder. Constructing an instrument which captures one-shot events for later display on an oscilloscope or chart recorder. Memory contents can be examined word-by-word.

Solid-state level meter. This solid-state indicator, using 20 l.e.d.s of any colour mix, offers a.c. or d.c. and dot or bar operation.

Current issue price 50p, back issue (if available) £1.00, at Retail and Trade Counter, Paris Garden, London SE1. Available on microfilm: please contact editor.

By post, current issue 86p, back issues (if available) £1.00, order and payments to Room CP34, Dorset House, London SE1 9LU.

Editorial & Advertising offices: Dorset House, Stamford Street, London SE1 9LU.

Telephones: Editorial 01-261 8620, Advertising 01-261 8339

Telegrams / Telex: Wlworld Bispres 25137 BISPRS G. Cables Ethaworld, London SE1.

Subscription rates: 1 year £9.00 UK and \$31 outside UK

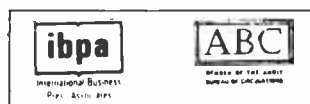
Student rates: 1 year, £4.00 UK and \$15.50 outside UK

Distribution: 40 Bowling Green Lane, London EC1R 0NE Telephone 01-837 3636.

Subscriptions: Oakfield House, Perrymount Road, Haywards Heath, Sussex RH16 3DH. Telephone 0444 59188 Please notify a change of address

USA mailing agents: Expeditors of the Printed Word Ltd, 527 Madison Avenue, Suite 1217 New York, NY 10022. 2nd-class postage paid at New York

© IPC Business Press Ltd, 1980
ISSN 0043 6062



wireless world

ELECTRONICS / TELEVISION / RADIO / AUDIO

JUNE/JULY 1980 Vol 86 No 1534

37 Producers before products

38 **Community radio**
by Norman McLeod

42 World of amateur radio

43 **Multi-section tone equalizer**
by C. Walker and W. Clinch

47 **Off-resonance metal detector**
by G. Wareham

50 **News of the month**
Electronics in Defence 405-lines to close
Set makers grapple with technology

53 **Wideband audio power amplifiers**
by Y. Miloslavskij

55 **Analogue computing techniques**
by David F. Dawe

61 **Letters to the Editor**
Interference with MSF Scientific computer
Wet aerial insulators at sea

67 **Designing with microprocessors — 2**
by D. Zissos and L. Valen

70 **Programmable audio attenuator — 2**
by J. M. Didden

75 **I.E.E.E. bus standard**
by P. R. Ellefsen

79 **Extending mobile radio coverage**
by W. M. Pannell

85 **Colour tv receiver design — 1**
by R. Wilkinson

90 New products


92 **Sidebands**
by Mixer

Quantum Electronics

NEW PRODUCTS — NEW PRODUCTS

Our product range for the 80s is outlined but it is impossible to cover everything in such a small space. For detailed information and a price list send a large SAE or a dollar bill.


PRE-AMP & POWER AMP KITS




The pre-amp is now available in kit form in versions to suit any cartridge and consists of the Module C2 (below) and the hardware kit HK1. No soldering is involved and assembly takes about 20 mins. There are six power amp kits, four mono and two stereo, from 45 to 260W d.c. to satisfy virtually every requirement. They use ready-built and tested p.c. boards to achieve an ease of construction similar to module based kits at lower cost. There are also mains supply kits to enable independent use of the pre-amp, which is normally powered via our power amp. Similar equipment is also available ready-built from us or via our dealers.

C2 + HK1 £70.95 P2 (stereo 45W per channel) kit £87.28
 P4 (stereo 110W per channel) kit £109.42

MOVING-COIL & PRE-AMP MODULES




MC1



C2 (C2mc)

Previously restricted to trade and export, the C2 pre-amp module is now available separately in 3 versions to match any cartridge. It has unbeatable specifications, offers for disc, auxiliary and 2 or 3 head tape machines and requires only a rough supply of ± 18 to 35V d.c. The new moving coil pre-amp achieves low thd, high overload, good r.f. rejection and good noise performance without resorting to the expensive multiple transistor design. Only tantalum capacitors and metal oxide resistors are used in the signal path and it can be powered either via the C2 or by a battery. Hardware kits are available to build both types and they are also available ready-built.

MC1 Module £22.25 C2mc £51.75



POWER AMP MODULES AND SUPPLIES

The power amp modules are now also available to retail customers in a variety of powers and formats up to 260W r.m.s. They use the same high performance circuitry as the kits above, giving thd. below 0.1% at 1kHz, but are capable of sustained high level use with excellent reliability. There are power supplies for use with any one or two of these modules, all of which use toroidal transformers, also available separately. The module illustrated is a medium duty 150W r.m.s. type, the M1508, which requires the MS3 supply.

M1508 £35.79 MS3 £26.28

Exports: We can deal efficiently with orders to any country. Please write with your specific requirements for a quote by return. All equipment can be wired for 110V mains.

PLEASE NOTE: OUR NEW ADDRESS FROM 1st MAY
 8 ALBION STREET, LEICESTER. Tel: 546198

OX DISCO, BOX 123 CLAYMONT, DE 19703, U.S.A. Tel: 1-302-798-7932

MINIC TELEPRODUCTOR, BOX 12035, S-750 12, UPPSALA 12, SWEDEN

Three great miniature drills



P1
 £9.95
 pp 50p

P2
 £17.55
 pp 120p


P3
 Universal
 chuck
 £17.55
 pp 120p

plus all the accessories

<p>DRILLS SPADE & TWIST up to 2.5mm 40p each</p>	<p>GRINDING STONES Fine Grade for Metal, Wood, Plastic, Glass</p> <p>ST1 2 3 4 5 50p ea.</p>
<p>BURRS 3 sizes. Also tungsten*</p> <p>B1+ 2+ 3+ 4 5 6+ 7+ 50p ea. *Tungsten 175p</p>	<p>WIRE BRUSHES</p> <p>WI 2 3 50p ea.</p>
<p>POLISHERS</p> <p>P1 3 4 50p ea.</p>	<p>CARBORUNDUM DISC WHEEL</p> <p>C1 50p ea. C2</p>

Post and packing, any quantity 30p

Above are illustrated just a few of the many accessories available in the range to fit these drills. For full details, ask for Accessories leaflet. All items are subject to availability from manufacturer.



£14
 pp 120p

Write for full details of range to

Sole UK Distributors
PRECISION PETITE LTD
 119a HIGH STREET, TEDDINGTON MIDDLESEX TW11 8HG
 TEL: 01-977 0878

WW — 012 FOR FURTHER DETAILS



How...Why...When?

Distress calls are made every day – hundreds each year, and in every case questions are asked. Questions which require accurate, up-to-the-minute answers. Answers that can only come from reliable and immediately accessible communications recordings.

When police, ambulance, fire, local ATC and other services are called upon, either by radio or telephone, they often receive hasty, garbled messages – sometimes several at a time. In such instances a positive need for communications


recording arises – a need for a system with instant message trace and replay – at the touch of a button – and at any speed to assist intelligibility.

All these facilities, and more, are available in the Racal Recorders 'Callstore' cassette recorder/reproducer. Actuated either by incoming audio signals or by local or remote control, Callstore uses four cassette transports, each giving up to four separate channels, including a search control track which is cued at the beginning of each message.

For details write to:

Racal Recorders Limited
Hardley Industrial Estate
Hythe, Southampton,
Hampshire, SO4 6ZH
England.
Telephone: 0703 843265.
Telex: 47600.

RACAL



Callstore, from Racal Recorders, answers all the questions.

WW — 082 FOR FURTHER DETAILS

www.americanradiohistory.com

Britain's first com puter kit.

The Sinclair ZX80.

£79.95 Price breakdown
ZX80 and manual: £69.52
VAT: £10.43
Post and packing FREE

Please note: many kit makers quote VAT-exclusive prices.

You've seen the reviews ... you've heard the excitement ... now make the kit!

This is the ZX80. 'Personal Computer World' gave it 5 stars for 'excellent value.' Benchmark tests say it's faster than all previous personal computers. And the response from kit enthusiasts has been tremendous.

To help you appreciate its value, the price is shown above with and without VAT. This is so you can compare the ZX80 with competitive kits that don't appear with inclusive prices.

'Excellent value' indeed!

For just £79.95 (including VAT and p&p) you get everything you need to build a personal computer at home ... PCB, with IC sockets for all ICs; case; leads for direct connection to a cassette recorder and television (black and white or colour); everything!

Yet the ZX80 really is a complete, powerful, full-facility computer, matching or surpassing other personal computers at several times the price.

The ZX80 is programmed in BASIC, and you can use it to do quite literally anything from playing chess to managing a business.

The ZX80 is pleasantly straightforward to assemble, using a fine-tipped soldering iron. It immediately proves what a good job you've done: connect it to your TV ... link it to an appropriate power source* ... and you're ready to go.

Your ZX80 kit contains ...

- Printed circuit board, with IC sockets for all ICs.
- Complete components set, including all ICs - all manufactured by selected world-leading suppliers.
- New rugged Sinclair keyboard, touch-sensitive, wipe-clean.
- Ready-moulded case.
- Leads and plugs for connection to domestic TV and cassette recorder. (Programs can be SAVEd and LOAded on to a portable cassette recorder.)
- FREE course in BASIC programming and user manual.

Optional extras

- Mains adaptor of 600 mA at 9 V DC nominal unregulated (available separately - see coupon).
- Additional memory expansion boards allowing up to 16K bytes RAM. (Extra RAM chips also available - see coupon).

*Use a 600 mA at 9 V DC nominal unregulated mains adaptor. Available from Sinclair if desired (see coupon)

The unique and valuable components of the Sinclair ZX80.

The Sinclair ZX80 is not just another personal computer. Quite apart from its exceptionally low price, the ZX80 has two uniquely advanced components: the Sinclair BASIC interpreter; and the Sinclair teach-yourself BASIC manual.

The unique Sinclair BASIC interpreter offers remarkable programming advantages:

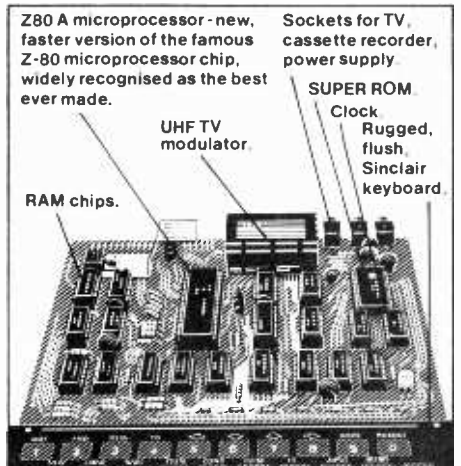
- **Unique 'one-touch' key word entry: the ZX80 eliminates a great deal of tiresome typing. Key words (RUN, PRINT, LIST, etc.) have their own single-key entry.**
- Unique syntax check. Only lines with correct syntax are accepted into programs. A cursor identifies errors immediately. This prevents entry of long and complicated programs with faults only discovered when you try to run them.
- Excellent string-handling capability - takes up to 26 string variables of any length. All strings can undergo all relational tests (e.g. comparison). The ZX80 also has string input to request a line of text when necessary. Strings do not need to be dimensioned.
- Up to 26 single dimension arrays.
- FOR/NEXT loops nested up to 26.
- Variable names of any length.
- BASIC language also handles full Boolean arithmetic, conditional expressions, etc.
- Exceptionally powerful edit facilities, allows modification of existing program lines.
- Randomise function, useful for games and secret codes, as well as more serious applications.
- Timer under program control.
- PEEK and POKE enable entry of machine code instructions. USR causes jump to a user's machine language sub-routine.
- High-resolution graphics with 22 standard graphic symbols.
- All characters printable in reverse under program control.
- Lines of unlimited length

Fewer chips, compact design, volume production - more power per pound!




The ZX80 owes its remarkable low price to its remarkable design: the whole system is packed on to fewer, newer, more powerful and advanced LSI chips. A single SUPER ROM, for instance, contains the BASIC interpreter, the character set, operating system, and monitor. And the ZX80's 1K byte RAM is roughly equivalent to 4K bytes in a conventional computer - typically storing 100 lines of BASIC. (Key words occupy only a single byte.)

The display shows 32 characters by 24 lines. And Benchmark tests show that the ZX80 is faster than all other personal computers.

No other personal computer offers this unique combination of high capability and low price



plete



ZX80 software – now available!

See the advertisements in Personal Computer World (June) and Electronics Today International (July).

New dedicated software – developed independently of Science of Cambridge – reflects the enormous interest in the ZX80. More software available soon – from leading consultancies and software houses.

The Sinclair teach-yourself BASIC manual.

If the specifications of the Sinclair ZX80 mean little to you – don't worry. They're all explained in the specially-written 128-page book *free* with every kit! The book makes learning easy, exciting and enjoyable, and represents a complete course in BASIC programming – from first principles to complex programs. (Available separately – purchase price refunded if you buy a ZX80 later.) A hardware manual is also included with every kit.

The Sinclair ZX80. Kit: £79.95. Assembled: £99.95. Complete!

The ZX80 kit costs a mere £79.95. Can't wait to have a ZX80 up and running? No problem! It's also available, ready assembled, for only £99.95.

Demand for the ZX80 is very high: use the coupon to order today for the earliest possible delivery. All orders will be despatched in strict rotation. We'll acknowledge each order by return, and tell you exactly when your ZX80 will be delivered. If you choose not to wait, you can cancel your order immediately, and your money will be refunded at once. Again, of course, you may return your ZX80 as received within 14 days for a full refund. We want you to be satisfied beyond all doubt – and we have no doubt that you will be.

sinclair ZX80

Science of Cambridge Ltd

6 Kings Parade, Cambridge, Cambs., CB2 1SN.
Tel: 0223 311488.

ORDER FORM

To: Science of Cambridge Ltd, 6 Kings Parade, Cambridge, Cambs., CB2 1SN.
Remember: all prices shown include VAT, postage and packing. No hidden extras.
Please send me:

Quantity	Item	Item price £	Total £
	Sinclair ZX80 Personal Computer kit(s) Price includes ZX80 BASIC manual, excludes mains adaptor.	£79.95	
	Ready-assembled Sinclair ZX80 Personal Computer(s). Price includes ZX80 BASIC manual, excludes mains adaptor.	£99.95	
	Mains Adaptor(s) (600 mA at 9 V DC nominal unregulated)	8.95	
	Memory Expansion Board(s) (each one takes up to 3K bytes)	12.00	
	RAM Memory chips – standard 1K bytes capacity	16.00	
	Sinclair ZX80 Manual(s) (manual free with every ZX80 kit or ready-made computer)	5.00	
		TOTAL	£


NB Your Sinclair ZX80 may qualify as a business expense.

I enclose a cheque/postal order payable to Science of Cambridge Ltd for £ _____
Please print
Name: Mr/Mrs/Miss _____
Address _____

WW

WW — 098 FOR FURTHER DETAILS

Cushman



**Compact, versatile
field service monitors
for two-way radio
maintenance**

**CE-50A: FM/AM Field Service Monitor
CE-50A-1: FM/AM Field Service-
Spectrum Monitor**

Exclusive representative:

Aspen Electronics Limited

Communications Equipment and Components


2 Kildare Close, Eastcote, Ruislip, Middlesex HA4 9U

Telephone: 01-868 1188

Telex: 8812727

WW — 051 FOR FURTHER DETAILS

Recognise me?



If you do
you should know
your
authorised

Avo Sales and Service Centre

Quick turn round on estimates/repairs

Large stocks of new AVOMETERS



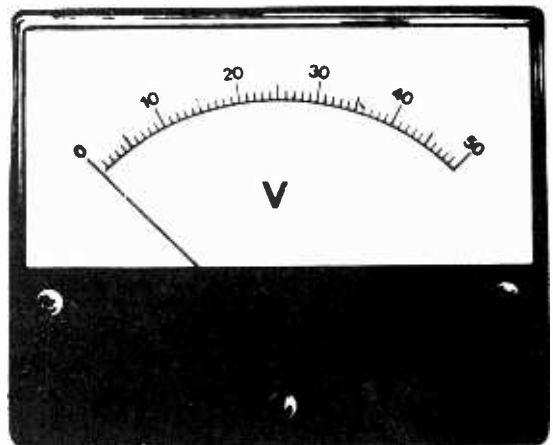
Farnell International

Farnell International Instruments Ltd.,
Sandbeck Way, Wetherby West Yorkshire LS22 4DH

Tel 0937 63541 Telex 557294 Farist G

WW — 021 FOR FURTHER DETAILS

METER PROBLEMS?



137 Standard Ranges in a variety of
sizes and stylings available for 10-14
days delivery Other Ranges and
special scales can be made to order

Full Information from:

HARRIS ELECTRONICS (London)

138 GRAYS INN ROAD, W.C.1 Phone: 01/837/7937

WW — 050 FOR FURTHER DETAILS

“I NEVER KNEW COLOUR VIDEO COULD COST SO LITTLE”

Don't be put off by what you may have heard – or imagined – about the cost of colour video.

Talk to Bell & Howell or one of our Video Centres and get the current facts.

The fact, for example, that a portable JVC colour camera costs little more than an ordinary black-and-white camera.

And the further fact that by adding a JVC VHS you have a complete colour recording system for as little as £1,300 plus VAT. For playback, a standard TV receiver is all you need



At these prices every user can benefit from colour. Training will be easier to understand; publicity more compelling; management communications more interesting; rôle-playing more effective. After all, we live in a coloured world.

PUSH-BUTTON FEATURES

Don't think for one minute that the low price has been achieved at the expense of useful features. Among other things the camera has an iris control which automatically adjusts lens aperture to match lighting conditions; a 6:1 power or manual zoom, giving close-ups as close as 50 mm; TTL indicators which automatically show exposure level, auto-white balance, operating mode and power level.

BETTER STILL

Or, if you feel inclined to make even fuller use of the camera's capabilities, couple it to a JVC 1/2-inch U-format recorder.

The picture will be improved. You'll have another

sound track to use for foreign-language commentaries or question-and-answer training routines.

On 1/2-inch, moreover, you'll be in the right format to edit and duplicate – or add in library material. And still



the cost of the system needn't exceed £2,700 plus VAT. Alternatively, at very attractive rates, it can be leased.

TALK FIRST, PAY LATER

You can, of course, spend more. At any Bell & Howell Video Centre you'll see more expensive cameras, video recorders and electronic editing equipment that wouldn't be out of place in a national network.

But do you need them?

Let the Video Centre, or Bell & Howell, help you decide.

Whatever your decision, two things are certain.

One, colour video now costs a lot less than it used to (as well as being highly dependable and very easy to use).

Two, every unit in the system you choose qualifies for the Supershield warranty, unique to Bell & Howell.

Under Supershield, all adjustments, repairs and replacements (except for tubes and tapes) are free for two years after purchase. And if a job can't be done on the spot we also provide free transport anywhere in mainland Great Britain to and from a fully equipped supershield video workshop.

Convert to (or start) with colour. With JVC video equipment. And the Bell & Howell Supershield guarantee.


Let Bell & Howell show you the answer.

To Pieter Glas, Bell & Howell A-V Ltd., Freepost, Wembley, Middlesex HA0 1BR.
Please send me more information about video equipment and a list of your Video Centres

Name

Organisation

Address




ww6/6

© 1980 BELL & HOWELL. ALL RIGHTS RESERVED. BELL & HOWELL IS A REGISTERED TRADEMARK OF BELL & HOWELL LIMITED.

WW — 028 FOR FURTHER DETAILS

We right



Advertisement produced co-operatively by: Akai, Ferguson,

got it right, t from the start.

Believe it or not, 2 out of every 3 home video recorders sold or rented in this country in 1979 were VHS models. VHS was also the most successful home video system worldwide.

That represents a pretty overwhelming vote of confidence. How did we manage it?

At the outset we were determined to produce a home video system that was nothing short of outstanding. That's why VHS offers standards of reproduction, reliability and compatibility that are quite simply second to none.

And of course, if you build a better system in the first place there's less need to change it later on.

So while we have continually improved the quality of our recorders - there are now triple standard VHS machines which accept PAL, SECAM and NTSC - we have never changed the design of the VHS cassette. And it will not change in the future either. Which is more than can be said for some of our competitors.

By maintaining the same cassette, VHS has become the most compatible system available. So your customers will find it much easier to swap tapes with friends and enjoy the greatest range of pre-recorded material too.

VHS is the No. 1 system in the UK, Europe, the US and Japan.

Make sure you've got it.
Right?

The world's No.1 system.




VHS

Hitachi, JVC, Panasonic, Sharp.

WW - 115 FOR FURTHER DETAILS

The Thandar 10MHz Portable Oscilloscope




NEW

A low weight, low power Oscilloscope that provides workshop facilities but with true portability £139.00 + VAT

The Thandar Portable Oscilloscope is a breakthrough in development. Now, for the first time, every engineer, service-man and technician can carry with him this piece of electronic test gear weighing less than 2 pounds, yet having the performance of most standard bench oscilloscopes. The Thandar Portable Oscilloscope is less than 2" thick. It is based around a 2" diagonal CRT and has a 10 MHz bandwidth with sensitivity down to 10mV per division. Full trigger facilities are provided, including Bright Line Auto with TV Line and Frame positions. The superb ergonomic design of the Thandar Portable Oscilloscope enables it to be carried in a briefcase or toolkit. It can be held in one hand or operated whilst hung around the neck.

Send now for further details or call at your local Thandar Stockist.



**Sinclair Electronics Ltd.,
London Road, St. Ives,
Huntingdon, Cambs., PE17 4HJ.
Tel: 0480 64646. Telex: 32250**

Sinclair Electronics Ltd. reserve the right to alter prices and specifications on Thandar equipment without prior notice.

WW — 026 FOR FURTHER DETAILS

To **Sinclair Electronics Ltd,
London Road, St. Ives,
Huntingdon, Cambs, PE17 4HJ.**

ww 2

Please send me further technical information, price list and stockist list of the Thandar Portable Oscilloscope. I am also interested in

- Digital Multimeters
- Pocket Multimeters
- Pocket Frequency Meters

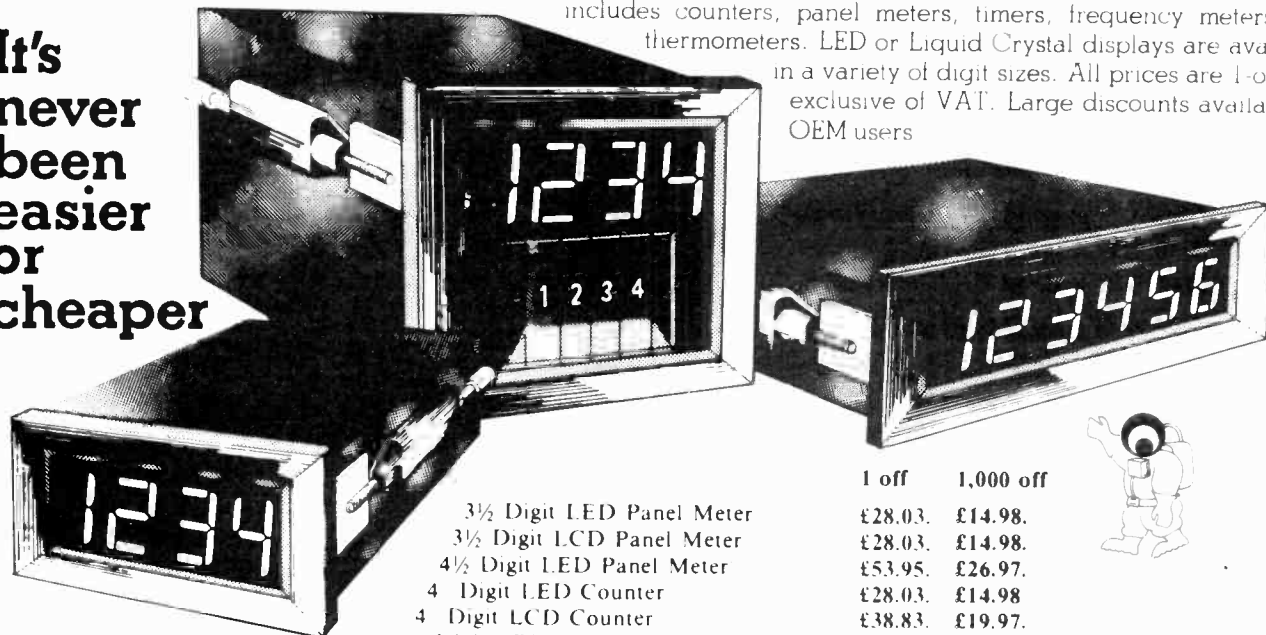
Name: _____
Address: _____

thandar
SINCLAIR ELECTRONICS LTD

..GO DIGITAL IN 1980..

Lascar's new range of DIN Cased Digital Display Products are low-cost, compact alternatives to electro-mechanical products. They give high levels of accuracy and enhance the appearance of any instrument or panel. The range includes counters, panel meters, timers, frequency meters and thermometers. LED or Liquid Crystal displays are available in a variety of digit sizes. All prices are 1-off and exclusive of VAT. Large discounts available to OEM users

It's never been easier or cheaper



	1 off	1,000 off
3 1/2 Digit LED Panel Meter	£28.03	£14.98.
3 1/2 Digit LCD Panel Meter	£28.03.	£14.98.
4 1/2 Digit LED Panel Meter	£53.95.	£26.97.
4 Digit LED Counter	£28.03.	£14.98
4 Digit LCD Counter	£38.83.	£19.97.
6 Digit LED Counter	£37.75.	£19.48.
8 Digit LED Universal Counter-Timer	£48.55.	£24.48.

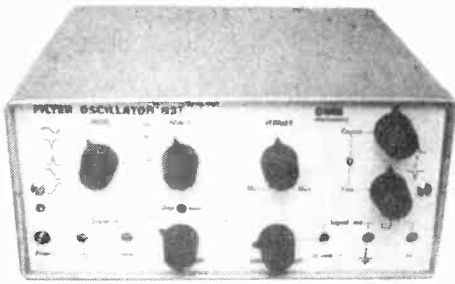


Lascar Electronics

UNIT 1, THOMASIN ROAD, BURNT MILLS INDUSTRIAL ESTATE, BASILDON, ESSEX SS13 1LH TEL: BASILDON (0268) 727383

WW — 045 FOR FURTHER DETAILS

MORE SPEC. FOR YOUR MONEY



TYPE 631 FILTER OSCILLATOR

£112 & 2.50 carriage, ins. etc

COVERS THE RANGE 0.1Hz to 100KHz

MODES —

- ACCEPT Q from less than 1 to over 300
- REJECT 90 dB notch
- HI and LO PASS 12 dB per octave
- OSCILLATE Sinewave and squarewave

TYPE 631LF — £118.13 & 2.50 carriage, ins. etc


Low frequency version 0.01Hz to 10KHz

OMB ELECTRONICS, RIVERSIDE, EYNSFORD, KENT DA4 0AE
Tel. Farningham (0322) 863567

Prices, which are CWO and ex VAT, are correct at the time of going to press and are subject to change without notice.

FROM OMB ELECTRONICS
WW—116 FOR FURTHER DETAILS

COMBIWRAP
A high precision, low cost hand tool which performs three functions



The Vero Systems' Combiwrap is designed to strip the insulation from 30AWG wire wrapping wire and make a 'modified wrap' joint onto a miniwrap terminal.
To remove a wrapped joint, simply use the tool in an anti-clockwise direction and the wire will be unwrapped with ease and without damage to the terminal.

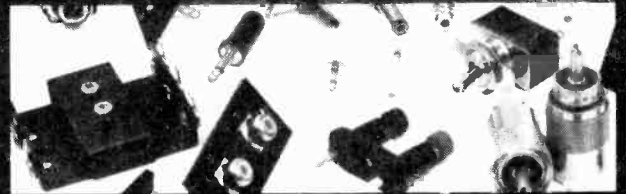
SPECIFICATION
Wire Size: 30AWG (0.25mm)
Post Size: Any Mini-wrap terminal eg: 0.025" x 0.025" (0.6 x 0.6mm)
Strip length: 1.0" (25.4mm)
Modified wrap — a wrap having 1 — 1/2 turns of insulation wrapped around the terminal for additional mechanical stability.
Order Code: 163-28300A
Price: £5.60p including post and packing and VAT
ACCESS AND BARCLAYCARD WELCOME

VERO SYSTEMS

VERO SYSTEMS (ELECTRONIC) LIMITED
362, SPRING ROAD, SOUTHAMPTON, HANTS, SO9 5QJ
Telephone: (0703) 440611 Telex: 477164

WW — 078 FOR FURTHER DETAILS


Electronic components from Rendar



Lighted switches · 'Minitop' miniature switches
LED indicator lights · Fuse holders



Switches - toggle, slide, rocker, push-button · Cable connectors




Binding posts · Phono plugs and sockets
Terminals · Miniature jack plugs



Valve sockets · Appliance plug connectors
Mains connectors · Coaxial components

The vast range of components now available from Rendar include West German, Swiss and Japanese products which all conform to international state-of-the-art specifications.

Call Maria Eade now for a quotation!



Rendar

Wilmot Breden Electronics Limited
Durban Road · Bognor Regis
West Sussex PO22 9RL · England
Telephone Bognor (0243) 825811 · Telex 86120

WW — 010 FOR FURTHER DETAILS

VALVES

**High quality -
good value**



Extensive range of receiving and industrial valves. Quick delivery from stock. Exporters of international repute, established over 20 years. Direct supplies for OEM, industrial and TV rental users and wholesalers. Private and retail users please send for list of distributors. Overseas distributor enquiries welcomed. Write, ring or telex for details and prices.

Edicron

Edicron Ltd., Redan House, Redan Place, London W2 4SA
Telephone: 01-221 4717 Telex: 265531

Valves • Tubes • Germanium and Silicon semi-conductors • TV tube guns

WW-070 FOR FURTHER DETAILS

**People in
the know,
keep in
touch.**

Call your secretary, factory manager, accountant or even hold a conference - all at the press of a button using the first easy to install 100% British designed and manufactured Duplex Intercom System.

Featuring: Operation on a 6 wire system.

- Plug in anywhere on the system.
- Retain identity station number. ● Up to 56 stations. ● Two speech channels.
- 24 Volt supply. ● All from the smallest central unit available and of course the least expensive.

Barkway keeps you in touch...

Write or phone NOW for further details.

Barkway Electronics Ltd.,
Barkway, Royston,
Herts SG8 8EE, England.
Tel: Barkway (0763 84) 666
Telex: 817651 BARCOM G



WW - 075 FOR FURTHER DETAILS

**PRODUCTION
TESTING**

DEVELOPMENT

SERVICING

POWER UNITS

Now available with
3 OUTPUTS



Type 250VRU / 30 / 25

OUTPUT 1: 0-30v, 25A DC

OUTPUT 2: 0-70v, 10A AC


OUTPUT 3: 0-250v, 4A AC

ALL
Continuously
Variable

Valradio

**VALRADIO LIMITED, BROWELLS LANE, FELTHAM
MIDDLESEX TW13 7EN
Telephone: 01-890 4242/4837**

WW - 046 FOR FURTHER DETAILS



PLAN FOR THE 80's WITH THE ADCOLA SOLDERING UNIT 101

It has features other tools have not

- 50w ELECTRONIC TEMPERATURE CONTROL
- TOTAL EARTH SYSTEM
- NO MAINS INTERFERENCE
- NO MOVING PARTS
- LOW SAFETY VOLTAGE OPERATION
- ADJUSTABLE TEMPERATURE WITHOUT BIT CHANGE
- MINIMUM OF MAINTENANCE
- SIMPLE PLUG-IN BITS
- PROMPT BIT REPLACEMENT SERVICE
- TOOL INTERCHANGEABILITY
- LOCKABLE TEMPERATURE INDICATING DIAL
- 12 MONTHS GUARANTEE

Soldering Unit 101 showing the two instruments available

ADCOLA PRODUCTS LIMITED

GAUDEN ROAD, LONDON SW4 6LH TELEPHONE 01 622 0291/4 TELEX: 21851 ADCOLA G

WW — 015 FOR FURTHER DETAILS

QUALITY REEL TO REEL & CASSETTE TAPE HEADS

SOME POPULAR UNIVERSAL CASSETTE TAPE HEADS

B12 01 MONO PLAYBACK	£1.89	E12 09 MONO, STEREO ERASE	£1.85
B12 02 MONO RECORD / PLAYBACK	£4.02	B22 02 TWIN HALF TRACK RECORD / PLBK	£5.97
B24 01 STEREO PLAYBACK	£3.30	C44RPS02 QUAD QUARTER TRACK REC / PLBK	£9.37
B24 02 STEREO RECORD / PLAYBACK	£6.66	C22ES02 TWIN HALF TRACK ERASE	£4.72
B24-RP STEREO GLASS FERRITE REC / PLBK	£11.60	MAGNETIC TAPE HEADS CATALOGUE 25 PENCE	

AUDIO AND HI-FI CATALOGUE (80 PAGE FULL COLOUR) 50 PENCE

MONOLITH
THE MONOLITH ELECTRONICS CO. LTD.
5/7 CHURCH ST., CREWKERNE, SOMERSET, ENGLAND. (0460) 74321

PLEASE ENCLOSE 32p PEP WITH ORDER
ALL PRICES INCLUDE VAT

ORGAN and PIANO KEYBOARDS

	Price inc. VAT	P & P
4-Octave C-C	£32.20	£2.75
5-Octave C-C	£34.50	£2.75
5-Octave F-F	£34.50	£2.75
6-Octave C-C	£36.80	£3.00

DALSTON ELECTRONICS
40a Dalston Lane, Dalston Junction
London, E8 2AZ Tel: 01-249 5624

QUARTZ CRYSTALS

made to your spec. **FAST!**

MOD & CAA APPROVED

AEL AEL CRYSTALS LTD.
GATWICK HOUSE, HORLEY, SURREY, ENGLAND RH6 9SU
Telephone: Horley (02934) 5353 Telex: 87136 (Aerocon Horley)
Cables: Aerocon Telex Horley

WW — 048 FOR FURTHER DETAILS

ALPS
ALPS ELECTRIC CO., LTD.

TUNERHEADS: THE BIGGEST CHOICE
If you need a band 2 tunerhead, then look no farther. If Armon, Ambit and ALPS cannot supply the unit you need, then we will be amazed. IF strips and AM tuners as well, from Ambit

UK Agents and Licences:
Armon Products Limited: tel 01-902-4321; tlx 923985
Stockist and distributor:
Ambit International, tel: (0277) 230909; tlx 995194.

ALPS
ALPS ELECTRIC CO., LTD.

Keyswitches that outperform all the others. Guaranteed quality, lowest prices and a full stock range in the UK

UK Agents and Licences:
Armon Products Limited: tel 01-902-4321; tlx 923985
Stockist and distributor:
Ambit International, tel: (0277) 230909; tlx 995194.

TOKO, INC.

CHOKES: TOKO 8RB series.....
5mm pin spacing fixed inductors, with a full choice of values from 100uH to 33mH - most E12 values ex stock.
Prices:
1/25: 19p/ 25-99: 13p/ 100+ : 11p

TOKO UK Ltd: tel: (07535) 54057; tlx 848095
Stocked and distributed in the UK by:
Ambit int: tel (0277)230909 tlx 995194 ambit g

TOKO, INC.

CERAMIC RESONATORS MPU, REMOTE CONTROL, DVMS etc
TOKO's new CRM (parallel) and CFE (Series) ceramic resonators offer 10ppm stability at a fraction of the cost of crystal. Available at 200-500kHz (stock type 455kHz) 1-24: 32p/ 25-99: 24p/ 100+ 19p

TOKO UK Ltd: tel: (07535) 54057; tlx 848095
Stocked and distributed in the UK by:
Ambit int: tel (0277)230909 tlx 995194 ambit g

WW — 090 FOR FURTHER DETAILS

Thurlby PL Series

Now the bench power supply takes a major step forward!

NEW!

- Simultaneous digital metering of voltage and current.
- Twin 3½ digit (4000 count) meters with ½" LED displays
- 0.1% accuracy, Resolution of 0.01 volts and 0.001 amps.
- True constant voltage or constant current operation.
- Current Limit can be set precisely without shorting the output.
- Remote sense facility for maintained precision at high currents.
- Designed to rigorous quality and safety standards.

Thurlby PL Series: single, dual and triple output units
Prices from around £100

Full data and distributor list from **Thurlby Electronics Ltd.**
Coach Mews, St. Ives, Cambs. PE17 4BN Telephone **0480 63570**

with push-button selection of isolated, parallel, series, or series-tracking modes.

Quad-Mode Dual

WW — 057 FOR FURTHER DETAILS



Fluke (G.B.) Limited,
Colonial Way, Watford, Herts. WD2 4TT
Telephone: (0923) 40511. Telex: 934583

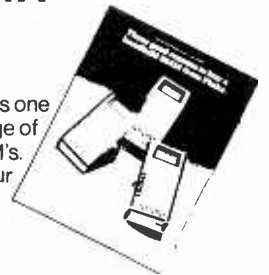
INTRODUCING THE FLUKE 8024A

The only 11 Function DMM you can buy.

- Finds pulses \wedge or \vee .
- Finds peaks and holds them AC or DC.
- Finds hot spots with any "K" thermocouple.
- Finds loose connections and shorts with an audio tone or display indication.
- Finds leakage to 10,000 M with conductance.
- Plus of course AC & DC volts, AC & DC current and ohms, and diode test.

For your troubleshooting application, the 8024A does it all for only £135.

The 8024A is one of the Fluke range of hand-held DMM's. Send for your Free Catalogue—NOW!



WW — 076 FOR FURTHER DETAILS

Electronic Components

FAST... When you need electronic components in a hurry, call Verospeed. Our service is designed to get them to you without delay. We hold over 1300 product lines in stock for immediate same day despatch to solve your R & D problem or production hold-up.

The range covers active components, meters and modules, packaging and assembly and production tools — so when you need components fast, dial 0703 618525



0703-618525
VEROSPEED

Verospeed, Stansted Road, Boyatt Wood
EASTLEIGH, Hampshire SO5 4ZY

WW — 081 FOR FURTHER DETAILS


IT'S NYCE TO BE HERE IN BRITAIN



360 TRCX
100,000 OPV, Meter + transistor checker & capacitor meter.
A.C. volts 5-10-50-250-1000V
D.C. volts 0.25-2.5-10-50-250-1000V
D.C. current 10 uA-2.5mA-25mA-500mA-10A
A.C. current 0-10A
Resistance X1-X10-X100-X1000 ohm
Decibels — 10dB + 16dB + 62dB
Transistors HFE 0-1000/ICO .50 uA
Capacitance range 5PF-30UF-0.01-50UF
£39.15 + VAT

ETU 5000
50,000 OPV
A.C. volts 0.5-10-25-50-125-250-500-1000V
D.C. volts 0.125-250mV-0.1, 25-2.5-5-10-25-50-125-250-500-1000V
D.C. current 10 ranges 50 uA = 10 Amp
Resistance 5 ranges 0-2K = 20 M ohm
£16.58 + V.A.T.

VF 25
20,000 OPV range doubler meter
D.C. volts 10 ranges = 0.25V = 1000V
A.C. volts 6 ranges = 15V = 1000V
D.C. current 5 ranges = 50 uA = 500mA
Resistance 3 ranges = X1-X100-X1K
A.C. OPV-10K ohm
£13.25 + v.a.t.




SEND FOR COMPLETE LIST OF OUR RANGE OF MULTIMETERS.

CRAEL UK LTD
7 HUGHENDEN ROAD, HASTINGS, SUSSEX TN34 3TG
TEL: 0424-428131

WW — 031 FOR FURTHER DETAILS

Testing...
Testing...
Testing...



The New SUPER-S has RF power output, to 0 dBm, 2-tone generator, a phase locked BFO and is now reduced in price.

anywhere!

The New FM/AM 1000s with Spectrum Analyser—we call it the SUPER-S

A portable communications service monitor from IFR, light enough to carry anywhere and good enough for most two-way radio system tests. The FM/AM 1000s can do the work of a spectrum analyser, oscilloscope, tone generator, deviation meter, modulation meter, signal generator, wattmeter, voltmeter, frequency error meter—and up to five service engineers who could be doing something else!

For further information contact Mike Taylor



FieldTech

FieldTech Ltd
Heathrow Airport—
London Hounslow
TW6 3AF
Tel: 01-759 2811
Telex: 23734
FLDTEC G

IFR precision simulators

WW — 089 FOR FURTHER DETAILS

Fast,
accurate, reliable.

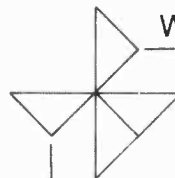


The B605 Automatic Component Bridge.

With this Wayne Kerr automatic component bridge L, C, R, D and Q are measured automatically to a guaranteed accuracy of 0.1% over a wide dynamic range. The B605 is microprocessor-based for reliability and superb resolution. Moreover, the standard features of Auto-Range & Hold and Auto-Trim eliminate individual adjustments: just push the lead wires of an 'unknown' component into the special adaptor, press a button and read the answer! It takes less than 5 seconds.

The Wayne Kerr range includes the B905 Automatic Precision Bridge (accuracy 0.05% and with many advanced features and options such as sorting, binning and ATE compatibility) and the B424 Component Meter for easy LCR measurements (accuracy 0.25%). A growing family of test equipment for the 1980's.

Write or phone today for details.



Wayne Kerr

WILMOT BREEDEN ELECTRONICS LIMITED

**DURBAN ROAD BOGNOR REGIS WEST SUSSEX
PO22 9RL ENGLAND
TELEPHONE BOGNOR (0243) 825811
TELEX 86120**

AUSTRIA PEERLESS & HANDELS TEL 0222 83 22 24 BELGIUM REGULATION—MEASURE
TEL (010 32 2) 771 20 20 FRANCE TENELEC-AIRTRONIC TEL (PARIS) 027 75 35
GERMANY KEITHLEY INSTRUMENTS TEL (089) 7144065 NETHERLANDS C N HOOD TEL
(070) 99 63 60 SPAIN UNITRONICS TEL (MADRID) 242 5204 SWEDEN SCANDIA METRIC
TEL (STOCKHOLM) (08) 82 04 00 SWITZERLAND G & P ELECTRONICS TEL (01) 64.32.31

Top technology from Wayne Kerr

WW—124 FOR FURTHER DETAILS

Businesses have been built on our ferrites.

Ours included.

If you're a manufacturer, even the most inexpensive components must be checked out — or they'll let your product down. And it's particularly true of ferrites. Apex are the sole UK agents for one of America's largest ferrite manufacturers, Fair-Rite. Apex use Fair-Rite products in their own manufacture of wound components and know how good they are.

The range covers most shapes from torroidal and pot cores to E cores, shield beads and baluns.



Full data is available on request.

The most useful kit in the business.

We've put together a kit of assorted ferrites that contains a versatile selection of ferrite cores that will enable designers of RFI suppression devices and wideband transformers to optimise circuits and approximate final designs very quickly.

A comprehensive data kit is included that contains impedance vs frequency curves, attenuation curves and wideband transformer design data.

It costs just £10.00 (cheque or company order). It's really too good to miss.



Apex. Big enough to look after you. Properly.
Apex Inductive Devices, 27 Abbey Industrial Estate, Mount Pleasant, Alperton, Middx. Tel: 01-903 2944.

WW — 068 FOR FURTHER DETAILS

SONICOR



ULTRASONIC CLEANERS

SC50

- CLEANS ELECTRONIC COMPONENTS FAST.
- P.C.B's, WIREWOUND POTS, SWITCHES RELAYS ETC.
- RUGGED 55KHz GENERATORS AND LEAD ZIRCONATE TRANSDUCER.
- SOLVENT CLEANING FLUIDS AVAILABLE.
- UNIT ILLUSTRATED IS 2 LTR. CAPACITY (APPROX.) AND COSTS £87.
- FULL RANGE OF SIZES AVAILABLE INCLUDING INDUSTRIAL UNITS.

DETAILS FROM: —

Orme Scientific Limited



P.O. Box 3
Stakehill Industrial Estate
Middleton,
Manchester M24 2RH
Tel: 061-643 9134/5/6
Telex: 669846

WW — 060 FOR FURTHER DETAILS

Audio Modules

Build your system or make add-on's with SESCOM audio modules.



LA-3
Line Amplifier Transformer
Balanced 600 ohm output



MIC-4
Low Impedance
Microphone Pre-amp



PS-1
Power Supply
24 volts DC
regulated / 20/240
VAC input




Pre-amps
Balanced low impedance for microphone, high impedance general purpose RIAA Phono, NAB tape (1%, 3%, 7 1/2, 15 ips)

Equalizers
Active (bass, mid-range, treble) high pass filter, low pass filter

Other Modules
Line amp, power amp, compressor, sine wave oscillator, plug-in power supply

Accessories
Sheet metal sockets, slide pots

Low distortion < 1%, low noise, bi-fet op-amps, high slew rate, single supply (9-36 volts DC), plug-in



Quality
Engineered
Sound
Products


SESCOM, INC.
P.O. Box 590
12931 Budlong Ave.
Gardena, CA 90247 U.S.A.
(213) 770-3510, (800) 421-1828.
TWX (910) 346-7023

**SEND FOR YOUR FREE COPY
OF OUR NEW CATALOG**
We also manufacture
audio transformers,
snags, direct boxes
and mic splitters

WW — 052 FOR FURTHER DETAILS

COMPUTER KITS FROM NEWTRONICS

ELF II



**Hobbyists!
Engineers!
Technicians!
Students!**

**Computer Kit
STARTS AT
£59.95**

plus V.A.T.

**ELF II
BOARD WITH VIDEO OUTPUT**

**FEATURING THE
RCA COSMAC 1802 cpu**

STOP reading about computers and get your "hands on" an ELF II and Tom Pitman's short course. ELF II demonstrates all the 91 commands which an RCA 1802 can execute, and the short course speedily instructs you how to use them.

ELF II was designed to be both a trainer and the heart of a powerful computer system. The £59.95 ELF II gives you all components and everything you need to write and run your own programs immediately, even if you've never used a computer before. Then, once you've mastered computer fundamentals, ELF II can be expanded to give you tremendous computing power.

Plus the greatest range of Expansion Kits and Software:

GIANT I/O Bd · 4K RAMS · ASCI KEYBOARD · LIGHT PEN · VIDEO DISPLAY BD · PROTOTYPE BD · PSU · CABINETS · FULL BASIC WITH RPN · TINY BASIC · ELF-BUG · TEXT EDITOR · ASSEMBLER · DISASSEMBLER · MANUALS AND LOTS MORE.

Explorer/85

Professional Computer Kit

AT

£299 + VAT

with
Microsoft BASIC
in ROM



**WITH
ONBOARD S-100
EXPANSION**

FEATURES INTEL 8085 cpu

FLEXIBILITY: Real flexibility at LAST. The EXPLORER/85 features the Intel 8085 cpu. 100% compatible with all 8080A and 8085 software. Runs at 3MHz, Mother Board (Level A) with 2 S-100 pads expandable to 6 (Level C).

2K Monitor ROM — 1K Video RAM — 4K WORKSPACE/USER RAM — Expandable to 64K — 8K Microsoft BASIC in ROM — STANDALONE FULL ASC11 Keyboard Terra — RS 232/20Ma Loop — Direct interface for any S-100 Board — p.s.u. requirements 8v, 6.3v AC — Runs with North Star controller and Floppies — EXPLORER/85 can be purchased in individual levels, kit form or wired and tested OR as a package deal as above.

64k S100 DYNAMIC RAM BOARD

16k expandable to 64k on one board. Intel 64k RAM controller: Hidden refresh, fast performance low power consumption. Latched data outputs: 200ns 4116 RAM's. On board crystal: fully socketed. Designed for 8080, 8085 and Z80 bus signals.

16k RAM Bd in Kit form £149
Assembled, tested and burned in £164
16k expansion kits £70

SEND SAE FOR COMPREHENSIVE BROCHURE

Please add VAT to all prices (except manuals). P&P £2. Please make cheques and postal orders payable to NEWTRONICS or phone your order quoting BARCLAYCARD, ACCESS number.

We are now open for demonstrations and Sales. Monday-Saturday, 9.30 a.m.-6.30 p.m. Near Highgate Underground on main A1 into London.


Newtronics

255 ARCHWAY ROAD, LONDON N. 6
TEL: 01-348 3325

WW — 019 FOR FURTHER DETAILS

Eddystone at **SONIC SOUND AUDIO**
The Leaders in Short Wave **BRITAIN'S No. 1**
AUDIO STORE

**SOLE U.K. RETAIL
DISTRIBUTORS
FOR EDDYSTONE**



Sonic Sound, the premier home entertainment store have now added yet another big name in the field of sound equipment to further enhance their prestige in London's centre of the audio/visual and Hi-Fi field in Tottenham Court Road

Eddystone, at the top of the tree since short wave began, have now appointed Sonic Sound Audio as sole retail distributors in the United Kingdom

Anyone even contemplating purchasing short wave equipment, be they looking for the best possible available for their Embassy, press department or home use, should visit or contact Sonic where they will be able to view and listen to the most comprehensive range of the latest short wave equipment on the market today

Listen and choose in comfort at Britain's most up-to-date air conditioned sound demonstration studios. Full ranges of Hi-Fi, Video equipment, In-car and portables, etc. from all leading manufacturers: B & O, Sanyo, Sony, Hitachi, Pioneer J.V.C.



THE COMMUNICATION CENTRE

SONIC SOUND AUDIO

248-256 TOTTENHAM COURT ROAD LONDON W1 TEL: 01-637 1908

Eddystone

A Marconi Group Company.



WW — 044 FOR FURTHER DETAILS

Keep those
Contacts **CLEAN**

BY USING A

DIACROM SPATULA



Manufactured in France
British Patents applied for

No other cleaner has all these advantages:—

1. Only 100% pure, natural diamond grains are utilised.
2. Blades are treated with hard chrome to reinforce the setting of the diamond grains, to obviate loosening or breakaway during use. This process also prevents clogging of the diamond surface by residues resulting from use.
3. All diamond blades are rectified to ensure an absolutely smooth surface by eliminating diamond grains which may rise above the surface. This eliminates all excessive scratching during use.
4. All diamond grains are rigidly calibrated to ensure a perfectly uniform grain size of either 200, 300 or 400.
5. The chrome gives a very weak co-efficient of friction and the rigidity of the nylon handle is calculated to permit proper utilisation and yet pliant enough to avoid undue pressures on highly delicate relays.
- Grain size 200, thickness 55/100 mm., both faces diamonded. For quick cleaning of industrial relays and switching equipment, etc.
- Grain size 300, thickness 55/100mm., both faces diamonded. For smaller equipments, like telephone relays, computer relays, etc.
- Grain size 400, thickness 25/100 mm., one face diamonded. For sensitive relays and tiny contacts. Two close contacts facing each other can be individually cleaned, because only one face of the spatula is abrasive.

Sole Distributors for the United Kingdom

SPECIAL PRODUCTS (DISTRIBUTORS) LTD

81 Piccadilly, London W1V 0HL. Phone: 01-629 9556

As supplied to the M.O.D., U.K.A.E.A., C.E.G.B. British Rail and other Public Authorities; also major industrial and electronic users throughout the United Kingdom.

WW—117 FOR FURTHER DETAILS

Every week, millions of advertisements appear in the press, on posters and in the cinema.


Most of them comply with the rules contained in the British Code of Advertising Practice and are legal, decent, honest and truthful.

But if you find one that, in your opinion, is wrong in some way, please write to us at the address below.

We would like you to help us keep advertising up to standard.

The Advertising Standards Authority. ✓
If an advertisement is wrong, we're here to put it right.

A.S.A. Ltd, Brook House, Torrington Place, London WC1E 7HN.



CRYSTAL ELECTRONICS CC ELECTRONICS

XTAL BASIC 2.2 NOW ON SHARP MZ 80K

All the features of SHARP BASIC
and more—occupies 5K less RAM

MZ 80K RAM £520+VAT
(with XTAL BASIC leaves 11K for programs)
XTAL BASIC for Sharp only £40.00+VAT
The Sharp MZ80K & XTAL BASIC Guaranteed for 12 months


NASCOM OWNERS
have you got your XTAL BASIC yet, a lot already have
NASCOM VERSION only £35+VAT

AT GOING TO PRESS WE HAVE THE
FOLLOWING ICS SURPLUS TO OUR REQUIREMENTS
Terms Cash with Order, Min Order £5.00, please add VAT
Please phone to confirm availability before ordering.

74 Series 00 12p 02 12p 15 25p 74 20p 85 60p 86 30p 90 30p 93 25p 136 55p 155 45p 161 85p 165 90p	74S Series S02 12p S03 12p S04 80p S10 17p S11 24p S15 30p S28 41p S37 40p S40 20p	S74 35p S86 40p S112 55p S124 £1.80 S132 86p S133 60p S135 57p S139 70p S140 75p S151 80p S153 76p S157 76p S158 96p S174 £1.05	S175 97p S180 90p S194 £1.00 S257 £1.20 S280 £2.00 S283 £1.80 85 £1.00 151 90p 161 90p 173 £1.00 175 80p	191 85p 192 90p 196 90p 248 £1.85 279 64p 395 £2.10 Linear ICS NE556 60p LM3900 50p 741 20p Z80P10 £7.00 Z80CTC £7.00
--	--	--	--	---

Members of Computer Retailers Association & Apple Dealers Association

Shop open 0930-1730 except Saturday & Sunday
40 Magdalene Road, Torquay, Devon, England. Tel: 0803 22699

Access and Barclaycard welcome.


WW — 069 FOR FURTHER DETAILS

Give for those who Gave

Thousands of men and women who served in the Royal Air Forces have given their health or even their lives in the defence of Freedom and many of them or their dependants are now in need of help.

Please assist by giving all you can for an emblem during WINGS WEEK or please send us a donation.

PLEASE
WEAR THIS EMBLEM



DURING
Wings Appeal
in September

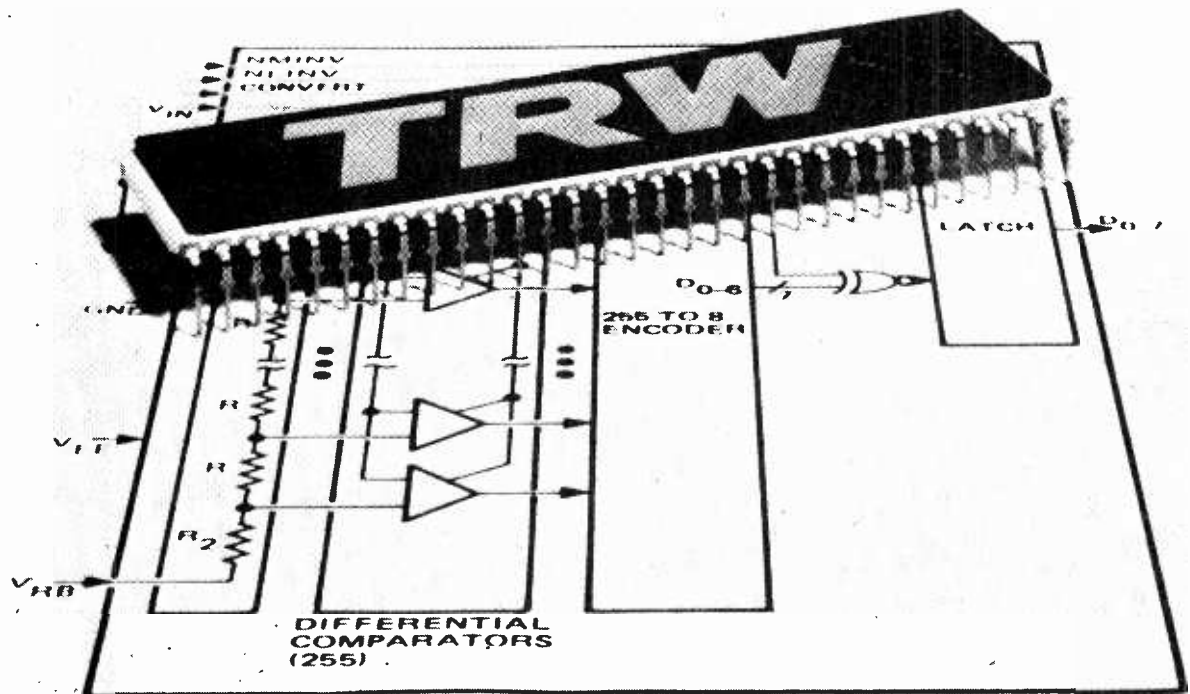


Royal Air Forces Association, 43, Grove Park Road, London, W4 3RU.
(Incorporated by Royal Charter and registered under the War Charities Act 1940 and Charities Act 1960).



Space donated by:

Now you can afford to go digital with the TRW Video A/D Converter



We've done today what everyone thought was years away. We've developed a Monolithic Video A/D Converter to sell for less than £350 – and best of all, it's ready for delivery now.

TRW's new 8 bit TDC 1007J costs only £320 (in 100's), features up to a 10 to 1 power reduction over existing converters, is less than 1/3 the size, and converts with unmatched accuracy up to 30MHz (33 ns conversion time).

The TDC 1007J exceeds the standards that are required for TV studio equipment, yet it is economical enough for field and/or industrial use. If you have a product that is now using one of those expensive Video A/D Converters you can mount the TDC 1007J (and about £25 worth of other components) on a card and start saving immediately. (Incidentally – we are making available, in small quantities, an evaluation board. It's a

fully tested drop-in unit containing everything you need to go digital – just ask for TDC 1007 PCB).

Let us show you how you can go digital ... economically.

Now also available in 4 and 6 bit versions and MIL TEMP RANGE
TRW LSI PRODUCTS
 ... for Digital Signal Processing




MCP Electronics Ltd.
 Station Wharf
 Alperton, Wembley, Middx.
 Tel: 01-902 5941

WW — 093 FOR FURTHER DETAILS

fact:
the PRO MASTER™ sound system
is not an evolution...
it's a full-blown REVOLUTION!

The PRO MASTER modular sound system ushers in a new generation of sound system versatility, reliability, and quality for today's entertainers, musicians, and speakers—for use in settings as diverse as intimate clubs, lounges, large auditoriums, churches, and schools. Its multitude of performance-proven features is the result of sophisticated computer design techniques, advanced materials, and countless hours of personal consultation with performers and sound technicians.



Revolutionary New Console

Finally! The best of *both* worlds. A console so easy to use that it won't overwhelm the beginning group, yet with the advanced features and capabilities required by experienced professional performers—such as pre-fader monitor mixing, effects and/or built-in reverb, with their own tone controls, LED clipping indicators with attenuators on each input, and full patching facilities for every system component. Super power: *twin 200-watt solid-state power amplifiers!* Doubles as a stereo recording console for groups that want to "lay down a few tracks" without paying for studio time, or can be used as an ultra-sophisticated keyboard mixer with power. Unitized ARMO-DUR™ structural foam combination case and chassis makes it more durable than steel. Ultra-light: only 47 pounds.

Revolutionary: Variable Dispersion Sound System

Advanced new variable dispersion high-frequency horn system projects your sound—everywhere in the house, giving you a choice of 60° long-throw, or 120° wide-angle dispersion with the twist of a knob. Tailors the sound to the room—even L-shaped rooms.

Revolutionary New Loudspeaker

Every extra ounce—every unnecessary cubic inch—has been computer designed OUT of the PRO MASTER loudspeaker. Modern materials and moulding techniques accommodate a high-performance 15-inch woofer and high-frequency horn and compression driver in a startlingly small, efficient enclosure. Less than 28 inches high, 23 inches wide, 16 inches deep. Weighs an easy-to-handle 58 pounds. Yet, the power handling capacity is a remarkable 150 watts, and the frequency response is 50 to 15 kHz.

PLUS . . . Revolutionary: FEEDBACK FINDER™/Equalizer
PATCH BLOCK™ Patch Panel
LED Status Indicators

SHURE
PRO MASTER™ sound system

Shure Electronics Limited, Eccleston Road, Maidstone ME15 6AU—Telephone: Maidstone (0622) 59881

WW—113 FOR FURTHER DETAILS

wireless world

Producers before products

Editor:

TOM IVALL, M.I.E.R.E.

Deputy Editor:

 PHILIP DARRINGTON
 Phone 01-261 8435

Technical Editor:

 GEOFFREY SHORTER, B.Sc.
 Phone 01-261 8443

Projects Editor:

 MIKE SAGIN
 Phone: 01-261 8429

Communications Editor:

 TED PARRATT, B.A.
 Phone 01-261 8620

Drawing Office Manager:

ROGER GOODMAN

Technical Illustrator:

BETTY PALMER

Production & Design:

ALAN KERR

Advertisement Controller:

G. BENTON ROWELL

Advertisement Manager:

 BOB NIBBS, A.C.I.I.
 Phone 01-261 8622

DAVID DISLEY

Phone 01-261 8037

BARRY LEARY

Phone 01-261 8515

Classified Manager:

 BRIAN DURRANT
 Phone 01-261 8508 or 01-261 8423

 MIKE THRAVES
(Classified Advertisements)
 Phone 01-261 8508

 JOHN GIBBON *(Make-up and copy)*
 Phone 01-261 8353

Publishing Director:

GORDON HENDERSON

It may be a coincidence that markets for office automation equipment and military electronics equipment are both growing at nearly 30 percent per year. But both trades are obviously doing well in the business of helping to get rid of people — in their different arenas and different ways, of course.

Whenever one deploras the fact that parts of our industry are thriving on activities which are fundamentally hostile to life and its environment one gets the sweetly reasonable answer that such expansion is increasing our prosperity, providing more jobs (in different kinds of work), improving the country's balance of payments and so on. And indeed it is this rise in the material standard of living which anaesthetizes us to accept the extraordinary contradictions of our industrialized society, to live docilely with what an observer from another planet might well consider insane. Planned obsolescence means that the ultimate purpose of production is waste. Peacefully we manufacture equipment for warfare; skilfully we design machines to abolish skill; high intellects are turned to the creation of trash; and great bodies of technical knowledge, built up over centuries, to bringing forth mere ephemera. We develop products to satisfy demands which don't yet exist, and sell these products to rich minorities in the midst of the poverty-stricken majority. Workers suffer intense boredom to produce goods the images of which are used to excite and stimulate other workers. Worst of all, in pursuing endless consumption we behave as if we did not know that the Earth's minerals and sources of energy cannot be renewed. One doesn't have to look far in electronics and communications to see examples of all these processes.

Some psychiatrists think that unavoidable contradictions in society (called "double-binds") are what lead to mental breakdown. Nevertheless our

leaders treat them as inevitable, to be endured as the price we have to pay for what is called progress. Lord Zuckerman, for example, well known as a scientific adviser to the UK government, assured us last year in a lecture entitled "Look forward to the electronic future" that we must accept the fact that "the Garden of Eden has already been ploughed up".

For Lord Zuckerman and his contemporaries it probably doesn't matter too much. But thankfully there are some young people who do very much care about the world we are making for ourselves. They have decided they do not see life entirely in terms of manufacturing and acquiring products but that it is equally important to become fully awake, to widen and deepen one's experience and try to find more humane ways of living without the aggression and ambition which a competitive system encourages. In our own field of electronics, this optimistic aim formulates itself in the question of why a powerful technology such as this cannot be used *directly* for the benefit of human beings, instead of through the absurdly indirect process of first turning it into products of sometimes dubious utility and thence into money from which incomes and taxation are used to pay for the things and services we really need. Naive? Certainly, in the light of the conventional wisdom. Electronics as used in medicine, agriculture, education, the arts and all life-sustaining application is still entirely dependent on large-scale, high-technology, competitive industry for its basic components. But we shouldn't be confused into thinking that because the present industrial system is the reality of the world it is therefore rational. We must leave our minds open to the possibility of an alternative way, a rational way in which the producers are put before the products.

Community radio

A case for more accessible local radio broadcasting

by Norman McLeod

The effectiveness of radio broadcasting in satisfying the needs of small communities is examined. A case is made for smaller, more directly concerned stations, using either medium-wave or v.h.f. transmitters and costing less to install and run than existing local broadcasting stations which, the author feels, do not concern themselves with local interests. He makes a plea for more experimentation with a view to providing impetus and evidence for a public debate on the whole subject of UK radio broadcasting.

The community radio lobby in the UK wants to see the emergence of a "third force" in British broadcasting. This desire stems from a deep-seated discontent with radio broadcasting controlled by the BBC and the IBA, and can be seen as part of a general longing for more homely and decentralized forms of communication. Existing community activity, such as the production of small-scale and largely non-profit-making newspapers, has sprung up mostly in cities and larger towns, where many people feel more lonely and isolated than in rural areas.

It has occurred to a number of people that radio could be used to promote community feeling, debate and culture much more effectively than any printed medium. Not only does it offer a unique immediacy, and the ability to reproduce music and drama, but as the cost of newsprint, printing and paper distribution has risen dramatically in the past decade, so the cost of modest broadcasting equipment has fallen by comparison. The Government, however, remains committed to the policy that "responsibility for broadcasting services should be vested only in public authorities appointed as trustees for the public interest",¹ and has yet to be convinced that the BBC and the IBA are not the best organizations to control all future sound radio broadcasting in the UK. Supporters of community radio feel, on the other hand, that to put the present broadcasting superpowers in charge of a community radio station is about as thoughtful and sensitive as having a village corner shop at the mercy of a multinational food conglomerate.

The present "local" broadcasting operations of the BBC and the IBA are seen as having very little to do with community radio proper; the BBC is too hamstrung by bureaucracy and careerism, and ILR is overly preoccupied with making money. Both forms of station, are much too large and formal to allow ordinary people much more in the way of access to the airwaves than the now statutory 'phone-in. As the Danish pioneers² put it: "Community radio is first and foremost . . . public access to the medium of radio on as fair conditions as possible. The need to express an opinion often arises from a desire to influence the political, social or cultural situation in the local district . . . one must build up community radio and a structure which makes it possible for the public to use it."

Apart from the lack of community involvement in decision-making, the present local services have been widely condemned for the great similarity between stations up and down the country. The BBC stations have a "divide and rule" attitude to community involvement. Local "experts" are permitted to enter BBC stations in order to prepare specialist programmes on fishing, motoring, folk music, student activity, etc., but the programmes are brief, pre-recorded, and go on air at very odd times, sometimes fortnightly or even less frequently. The success of this sort of programme relies on potential listeners scanning the "Radio Times" a week previously, to mark off those programmes which look interesting. Subsequently they are expected to remember to switch on their receivers at the appointed time and listen carefully. In practice this simply does not happen. Most people are too busy with other things to plan their listening so religiously, and most community programmes are heard either by the few who listen almost continuously to the station every day, or by the odd soul who discovers one by accident rather than design. As a result, much of BBC local radio's "community" output has an audience so small as to be derisory.

The IBA's community record is even worse. Practically all commercial radio stations can be geared to play exactly the same pop records and commercials, interspersed by bland mid-Atlantic voices, up and down the country. Local information and news are fed unob-

trusively into the general stream of pop and prattle: individual access is limited to the 'phone-in, and minority programmes are safely relegated to off-peak hours, when the loss of advertising revenue can be minimized.

By contrast, the word which best sums up the ideal state of a community radio development is "diversity". Instead of being united by common factors inimical to the development of a distinctive character, community stations would be free to go their own ways, being managed by and answerable to the local people in the area which they serve, and to no-one else. The only justification for a central authority would be for the management of frequencies, and the representation of community radio interests at national level. Stations would use low-power transmitters connected to much less expensive studios and equipment than are in use at present, and the central authority may be able to assist with engineering advice, but would not be in the business of laying down rigid standards.

Current experiments

There are a few exceptions to the current rigid and unappealing framework of local sound radio broadcasting — in Cardiff, a community-based group applied for and got the franchise for the forthcoming ILR station due to open this year. Half the shares were offered at £1 each to financial investors, and the other half were sold for 3p to the Cardiff Broadcasting Trust. This trust guarantees listeners the opportunity of influencing the type of programmes which are broadcast.

Universities have been running their own radio stations since 1968. They are permitted to do so provided they transmit using an inductive loop radiating system which does not permit reception outside the university campus. The University stations are compelled by the Home Office to operate under much stricter technical conditions than any other form of broadcasting. For example, the Home Office technical specification³ requires that the medium-frequency transmitters used by student stations have their audio input filtered to reduce frequencies of 4.5kHz or above by 34dB. There is no need to protect the non-UK channels adjacent to university transmissions in

this manner from slight sideband splatter, since university stations cannot, by definition, be heard in the local town, far less abroad. The National Association of Student Broadcasters has protested, unsuccessfully, to the effect that all BBC and IBA transmitters currently in use would fail this particular requirement⁴. Since much of the output of the stations is music, the dull and lifeless sound quality produced by the sharp cut-off filter needed to meet the specification is far from welcome.

The Home Office has also shown itself to be extremely sensitive about the possibility of non-university residents hearing student transmissions, even to the point of insisting that public highways passing alongside university grounds must not receive an audible signal, presumably in case a motorist just happens to tune to the right frequency while passing in a car! In fairness it ought to be said that the Home Office is far too preoccupied to pay much attention to a university station once it is on the air, that the engineers who visit are invariably courteous and helpful, and that provided a station does not acquire any local notoriety it is generally left alone. Nevertheless, many university station managers look wistfully across the Atlantic, where their counterparts are permitted to broadcast freely, on stereo u.h.f. transmitters, to the whole of the local town or city.

The other form of community broadcasting licensed directly by the Home Office takes place on closed-circuit cable systems, such as the one operated by Rediffusion in Basildon. Radio Basildon has been operating since September 1978 to 24,000 homes, and proudly claims 60,000 listeners a week. It raises most of its revenue through the sale of advertising, and employs two full-time staff — a manager/programme editor and a sales manager. The rest of the work involved in producing a full spectrum of daily broadcasts is carried out by three part-time workers and about 40 volunteers.

Radio Basildon is formed as a company limited by guarantee, with each member having a limited liability of £1, and no share capital. It is governed by a board of twelve persons, who may not be serving local politicians and must be approved by the Home Office. The Home Office requires that programmes must be specifically designed for the local community and have a small proportion of commercially recorded music. It requires advance logs of programme output, and that the station's broadcasts be recorded on tape and held

for three months, in a similar manner to the logging requirements imposed by the IBA on their operating companies. So far, the impression is that the Home Office is well satisfied with the success of the experiment, and Radio Basildon's major complaint is that it is not allowed to broadcast to those parts of Basildon not covered by the cable system, or to people with portable radios in kitchens or cars. It has formed a "Transmitter Campaign Committee", which has collected thousands of signatures on a petition to the local Member of Parliament, and an all-party motion was passed at a Basildon District Council meeting, pressing for a radio transmitter for the station.

Radio Basildon serves a potential audience of around 90,000 people from a studio which cost £16,500 to set up and £28,000 to run per year. University stations serve between 1000 and 5000 students, and at today's prices would cost between £4,000 and £7,000 to set up and about half those figures for annual running costs, depending on the scope of activity. The new BBC local radio station at Lincoln will service half-a-million people for half-a-million pounds, and a figure of the same order annually.

Com-Com

The umbrella organization attempting to contain and reconcile the various parties is the Community Communications Group, known as Com-Com.⁵ Com-Com supported the Annan committee's proposal for a Local Broadcasting Authority, which was put forward as a solution to the untidy growth of the present local broadcasting services. Annan recognized that "a different animal needs a different keeper", but the present government, like its predecessor, declined to implement this proposal, and does not appear to have any desire to break the hold on broadcasting maintained by the BBC, the IBA and the Home Office.

Many members of Com-Com sense a dark conspiracy amongst these three organizations to deny them their rights. On the other hand, officials privately denounce Com-Com as "a bureaucracy looking for a niche", while publicly explaining those technical facts which

can be marshalled in support of the status quo. Com-Com has also suffered considerable internal agonizing over its structure, and has admitted that it has been less than influential in determining broadcasting policy in the UK.

Technical factors

Com-Com recently commissioned a report by the former IBA engineer Fred Wise on the possibility of v.h.f. spectrum use, in the existing band, by low-power stations in the London area. This takes an *ad hoc* approach to the problem, looking for gaps in the present v.h.f. broadcast band of 88.1 – 97.5 MHz, assuming that the present development of local and national services on these frequencies is complete and, for the time being at least, immutable.

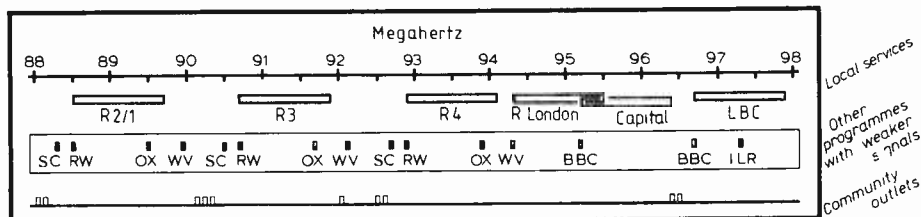
London's principal v.h.f. services come from the BBC transmitter at Wrotham and the IBA site at Croydon, on 89.1, 91.3, 93.5, 94.9, 95.8 and 97.3MHz. There are also weaker network and local services appearing on various other frequencies. In essence, the Fred Wise report regards the bands ± 600 kHz from the local high-power transmissions as sterilized for re-use, and then chooses those frequencies which are relatively 'quiet' among the remainder. Figure 1 shows that the channels which emerge for possible community use are 88.1/2, 90.2/3/4, 92.1, 92.5/6 and 96.4/5 MHz.

The report envisages three types of community station: Category A stations, being the smallest with a coverage area radius of 3 or 4km; Category B stations, medium-sized stations covering a sector of the city, and Category C stations, aimed at specialist interests and covering the whole city. The result of the frequency survey was that either one Category B station and "about a dozen" Category A stations would be practicable, or that the Category B station could be traded for two more Category A stations.

The great attraction of this scheme is that the frequencies proposed for community radio stations in London could never be used for anything else, and their use for this purpose would not be to the detriment of existing services. Unfortunately, interference in the reverse direction is accepted as likely: "... it should not be a condition that a community service should be developed only if good reception is possible in the whole of the target area for at least 95% of the time. The choice will frequently be not between a near-perfect coverage and a less good coverage, but between a less good coverage and no coverage at all. Thus planning should be approached in this light."

The Home Office takes a dim view of the prospect of very low-power community stations sharing channels used by high-power transmissions. The official line is that "... a small low-powered station can have a significant effect on frequency planning, partly because it can cause interference over a

Fig. 1. The Wise plan for community stations on v.h.f. in London. Similar plans could be drawn up for all major cities, with similar or possibly more favourable conclusions, due to the smaller number of existing local services.



wider area than it is intended to serve, but principally because its presence inhibits the re-use of the same frequency over a wide area by more powerful stations serving larger communities, because they can cause unacceptable interference to the small station."¹ As far as it goes, this argument is perfectly sound. But it assumes that the community station will be established first, and the high-power services will come along later.

Medium frequency use

It is also worth looking at whether the medium-frequency broadcast band could similarly be exploited on an *ad hoc* basis for community broadcasting. In effect, this band is really two distinct animals: during the day, a number of channels have no discernible signals on them, while during the hours of darkness, every frequency has strong signals from European transmitters produced by sky-wave propagation. So a service planned for daytime use will have much more restricted coverage at night. This need be less of a handicap to community radio stations than it is for any other form of broadcasting, in that community stations are expected to be on the air for a few hours a day only, and most of them during daylight.

The current state of the medium-frequency band in London is such that there are a number of frequencies, well spaced from present services, which could be exploited under Article 8 of the Copenhagen convention. This states that a country may use a channel assigned to another for low-power transmissions, provided that no interference is caused to the foreign service. Since the power of the community transmitters is likely to be less than a hundred watts, compared to the hundreds of kilowatts used elsewhere, the amount of interference by ground or sky-wave caused to non-UK services by community stations is likely to be completely negligible.

Medium-frequency broadcasting of local services in the UK already makes use of a very large number of channels assigned in this manner; including low-power BBC network relays and univer-

sity stations, the frequencies used are 603, 720, 756, 774, 801, 855, 945, 963, 990, 999, 1026, 1035, 1170, 1197, 1278, 1359, 1368, 1431, 1449, 1503 and 1521kHz. Not all these channels are occupied throughout the UK; some are used once only. As far as the prevention of foreign

interference is concerned, it is of no consequence whether the 1 or 2kW of power radiated by the UK on these channels comes from one or two transmitters serving large communities, or from dozens of stations serving smaller ones.

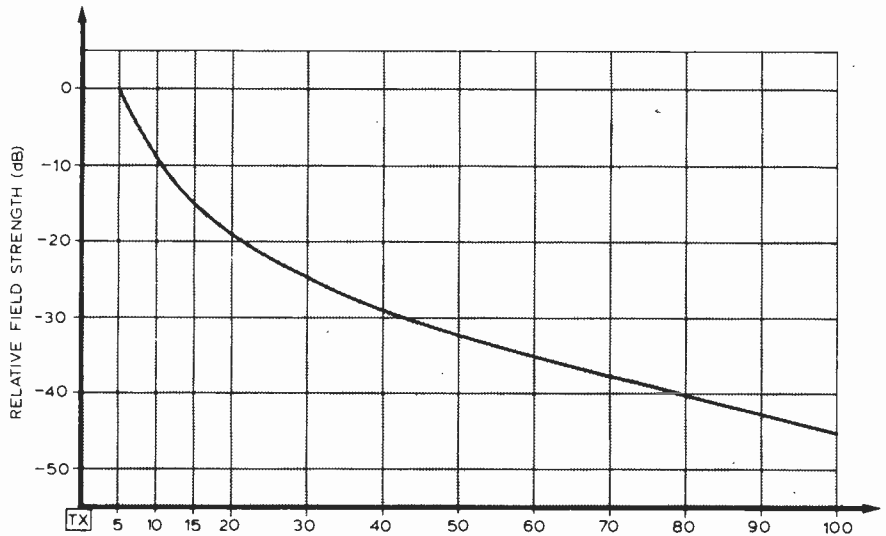


Fig. 3. Mean m.f. propagation curve, normalized at 5km from transmitter.

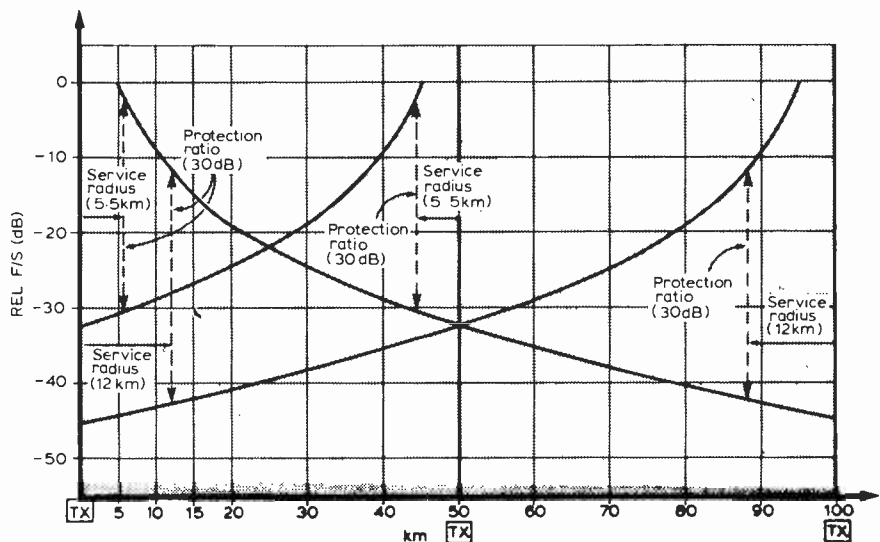


Fig. 4. Three transmitters, one as in Fig. 3, and two others, one 50km and the other 100km from the first.

Fig. 2. Idealized lattice structure made up of equilateral triangles. In practice, the shape is distorted by geographical and environmental factors, but the diagram enables general conclusions to be drawn about the separation of stations and the service radius of each.

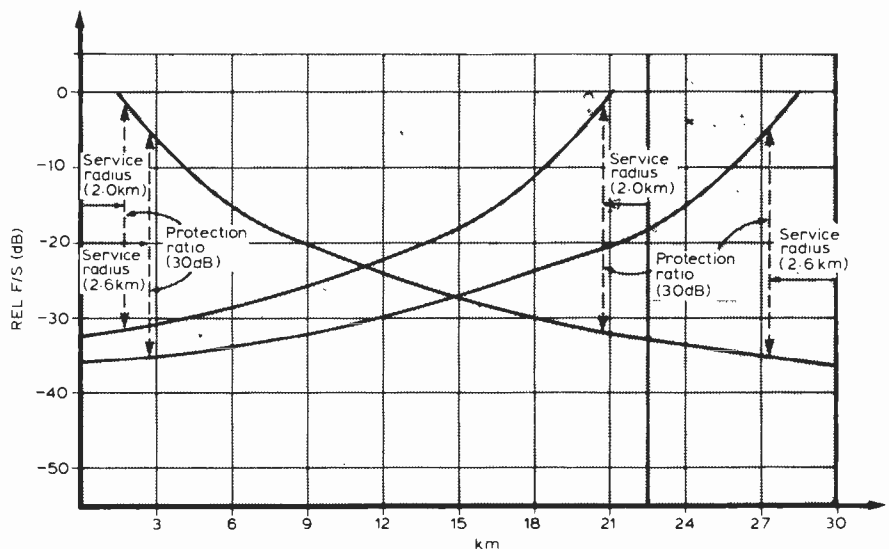
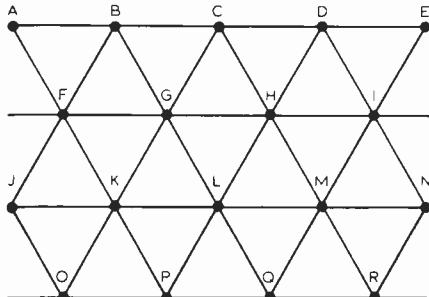


Fig. 5. As Fig. 4, but on a smaller scale. Basic curve is normalized for 1.5km.

The possibility emerges of building up a lattice structure, as shown in Fig. 2, across the UK on certain medium frequencies, for the use of community stations. Taking the average of five CCIR recommendations⁶ for medium-frequency propagation at frequencies between 700 and 1500kHz and for ground conductivities between 1 and 30mS/m, produces the propagation curve shown in Fig. 3. Figs. 4 and 5 show how this curve may be applied to lattices of sides 22.5, 30, 50 and 100km, assuming that an inter-station protection ratio of 30dB is deemed the minimum necessary to provide an acceptable service.

For a service area boundary limit of 70dB/uV/m, which is the IBA planning norm, the effective monopole radiated power required by stations on 22.5, 30, 50 and 100km lattices would be approximately 500mW, 850mW, 5W and 45W for service radii of 2, 2.6, 5.5 and 12km respectively. In practice, the transmitter powers required would be a good deal higher due to aerial losses: even so, except for the last example, the transmitting equipment needed would not be particularly costly.

Studio standards

Both the BBC and the IBA insist on very high technical standards for the studio equipment used in local broadcasting: frequency response, noise, wow and flutter, sound insulation, acoustics and so on are rigidly specified.⁷ Experience at hospital, university and other small-scale operations has shown that a much cheaper and less technically exacting studio can be constructed without regard for these strict requirements, which offers a performance to which no listeners have taken exception. It would appear that the technical standards insisted on for present-day professional broadcasting can be very substantially relaxed in the community radio context without giving rise to complaints from the general public. This would particularly be the case if amplitude-modulated, m.f. broadcasting were the norm for what the Fred Wise report describes as "category A" stations. However, even on v.h.f., the number of ordinary listeners who could tell the difference between a well-engineered £4,000 studio, and a professional outfit costing ten or even a hundred times as much is likely to be negligibly small.

This is not to say that the high performance standards insisted on by the BBC and the IBA are themselves unnecessary. Large-scale broadcasters are investing in equipment on behalf of a public who have in total invested far more in their receiving apparatus — no listener investing heavily on good-quality receiving apparatus should be let down by penny-pinching on the part of national and large-scale "local" broadcasters. However, the inherently low-cost nature of community operations will be destroyed, for co compen-

satory benefit, if the professional standards of technical excellence are insisted on as divine absolutes. In addition, audio technology is advancing so quickly that the performance of quite modestly-priced equipment of today is frequently superior to the professional standards of only a few years ago.

Conclusions

I believe that as many experiments in community broadcasting as are technically feasible should be allowed to take place with the minimum of delay, because the time is ripe for a public debate on the whole structure of radio broadcasting in this country, and this debate will be better-informed if a number of people have been able to experience and compare various forms of national, regional, local and community broadcasting, as a prelude to determining the best balance between these services in the years to come.

Technically, sound broadcasting in this country, although competently engineered, is in a mess. The v.h.f. band II is sadly neglected by the public, and rarely promoted by the broadcasters. It is ineffectually used by the BBC for an ugly hotch-potch of services on the national networks; the local radio stations, given the choice between f.m. and a.m., would choose the latter any day. Radio 2 is wastefully duplicated on literally dozens of unnecessary frequencies for long periods of time, while other services, or would-be services, are denied any frequencies at all.

It would be premature to say whether or not community radio is a good idea, because the idea has not been fully tried. But while the experiments are going on, consideration should also be given to the following questions. Is it not time that there was a clear general policy to encourage the use of v.h.f. by providing an attractive choice of programmes on that band? A.m. radio is better suited to speech than to music; it is likely to become increasingly unusable after dark; what, therefore, are the most appropriate services to use medium and low frequencies? What of the balance between large and small-scale operations — what do people want from these services? What is to become of the BBC: ill-funded it certainly is, but is it also crippled by its own sheer size and bureaucracy?

These questions have been considered by the Annan committee and similar bodies in the past. Governments of both parties, however, have shied away from major decisions about broadcasting and have frequently disregarded the recommendations of their own select committees. It is time to bring the future of sound radio broadcasting back under a spotlight in the public arena. □

References

1. Letter from Lord Belstead, Home Office, to Archie Hamilton, MP, 10 July 1979.
2. The first experiment with community

radio in Denmark, Radio Svendborg, on the Danish island of Funen, took place from the 8th to the 14th October 1977. More information can be acquired from: Baandvaerkstedet, Jac. Dannefaerdsvej 15, DK 1973 Copenhagen V, Denmark.

3. Specifically the requirement is for "any sideband component displaced from the carrier by more than 4.5kHz (to be) attenuated below that of the carrier by more than 40dB". Since 100% modulation produces two sidebands each —6db relative to the carrier, the audio-frequency implications of this requirement are as stated.

4. See, for instance, IBA Technical Review No 5, p39, Fig. 5.

5. Com-Com's registered address is 8 Millfield Close, Farndon, Cheshire.

6. CCIR recommendation 368-2, XIIIth Plenary Assembly, Geneva, 1974. The curves used to obtain the mean value of Figs. 3-5 were 700kHz at 10^{-3} and 3×10^{-2} mS/m, 1MHz at 10^{-2} mS/m, and 1.5MHz at 10^{-3} and 3×10^{-2} mS/m. Frequency has a more important bearing on propagation than ground conductivity, in the UK at least.

7. The IBA Code of Practice for sound radio broadcasting is set out in the IBA Technical Review No 2. □

Expectations from community radio

John Thompson, the IBA's director of radio, warned recently of the danger of expecting too much from community radio as an instrument for dealing with social problems. Writing in *Independent Broadcasting* for April 1980, he said "I would raise some questions about the extent to which radio can claim to provide solutions to social or human problems. Radio can act as a channel between the social service agencies, the experts in social and human problems, and the general listening public. Local radio in particular can often mobilise the loyalty and affection of the audience to offer help or funds at times of emergency or with individual distress. Radio has stimulated much valuable aid and valid response, and long may it continue to do so. But hazards exist too, don't they? If the broadcasters stray too often or too heavily into the social field such worthy broadcasting can become unconvincing and tedious, rather quickly.

"Also radio stations have to be careful not to become confused in the public mind, especially among those listeners who are in personal trouble or difficulty, with the specialists whose job it is to try and provide first-hand social or specialist help. The utility of radio is mainly, isn't it, to act as a channel for information for referral? . . . Some listeners can be very impressionable. Building up hopes of help and advice that probably cannot consistently be met by a radio channel on anything resembling a regular basis, any more than a popular disc jockey can become a real rather than a fantasy friend for his fans, is likely to be of dubious utility. Our radio services can, I suggest, continue during the next decade to offer much authentic help in social and human problems, possibly increasingly so, provided this aspect of radio's activity does not make exaggerated claims and cannot be accused of seeming to offer more than can be delivered in relation to that central triad of providing information, entertainment and education."

WORLD OF AMATEUR RADIO

Exposure to r.f.

Both amateurs and professionals have been watching with some anxiety the growing public controversy over the "safe level" of continuous exposure to non-ionizing radiation from communication, broadcast and radar transmitters, microwave ovens and high-voltage electricity cables. Although for many years the figure adopted in the UK, the USA and many other countries has been $10\text{mW}/\text{cm}^2$, based many years ago on a very conservative estimate of the known thermal effects of radiated r.f. energy, a number of countries, including the USSR, have for a long time put the level much lower, down to $0.01\text{mW}/\text{cm}^2$. This extremely low figure was apparently based on a number of experiments that suggested that exposure to non-ionizing radiation can result in biological effects of an athermal nature. Attempts over 20 years ago to repeat such experiments in the West failed to produce any really positive results; and since the alleged symptoms included headaches, inability to make decisions, general tension, sense of anxiety, lack of sex drive, etc., these were not easy to "measure" with any degree of accuracy.

Recently, as a result of the concern in the United States that the public was being "zapped" by microwaves, including the leakage from microwave ovens, a whole new series of experiments have been taking place. While full reports are still awaited, it would appear that this time biological effects are being observed in small mammals subjected to microwave radiation at power densities rather less than $10\text{mW}/\text{cm}^2$, at least in the sense that there appears to be some interference with body mechanisms regulating internal temperatures etc.

Experiments at the John B. Pierce Foundation, New Haven, Connecticut on squirrel-monkeys with 2.45GHz radiation at power densities of 6-8 mW/cm^2 are reported in "Electronics" as having proved positive, though of course this does not prove that there would be similar effects on humans, of very different physical size.

At the US Naval Medical Research Institute in Bethesda, Maryland it has been shown that radiation can greatly increase the stimulating effects on rats of dextrine amphetamine with power densities down to about $1\text{mW}/\text{cm}^2$. This follows the discovery a year or two ago, of unexplained behavioural effects when rats are given Librium while exposed to microwave radiation.

While this recent work in no way invalidates the belief that there is no danger to the public or to prudent

operators from the levels of r.f. radiation at normal distances from amateur radio aeriels, it does raise again the question of handheld equipments of more than a very few watts output, since these normally have the aerial held close to the head of the user. Similarly those of us who use "long wire" h.f. aeriels coming right into the "shack", or indoor v.h.f. aeriels, may need to take rather more precautions than has been thought necessary in the past.

H.f. broadcasting and WARC

There is increasing evidence that some of the frequency allocations to radio amateurs in the low h.f. bands came very near to being lost at WARC 1979. They were saved by determined opposition from "non-aligned" and "Third World" countries to the extensions to the h.f. broadcast bands so eagerly sought by many of the "developed" countries (including the UK). An article in the "EBU Review" commenting rather sourly on the lack of success of European broadcasters to secure any new frequencies below 9MHz states: "In fact Latin American countries were opposed to any extensions of the h.f. bands for broadcasting; they claimed they needed the h.f. spectrum primarily for their fixed services, together with other services such as the amateur service." European h.f. broadcasters consider their bands are "overloaded by a factor of three or four" but seem reluctant to ascribe the blame to the practice of using many channels directed simultaneously at the same target areas; the current power race; and the continued practice by some countries of "illegal" jamming. Their claims of "many millions" of listeners often fail to distinguish between those listening to overseas m.f. relays and those struggling to listen on h.f.

Despite their lack of success at WARC, the European broadcasters are continuing to press for the introduction of s.s.b. transmissions; while this would provide more channels (and in theory make possible a reduction in power) it would call for transmitter stabilities of about 0.1Hz and a receiver stability of about 2Hz to avoid distortion on music.

One topic not discussed at WARC was the Russian Woodpecker which makes a nonsense of the Radio Regulations. Although less troublesome than in its early days, the Pecker still causes a great deal of interference and this will become worse as the sunspot cycle advances and the diurnal span of m.u.f. contracts. For this reason considerable

interest is being shown in a design by Ulrich Rohde, DJ2LR/W2, in "Electronic Design" of a noise blanker for pulse interference claimed to be effective against the Pecker over a dynamic range of 80dB. This uses two CP643 power f.e.t.s in the signal path in order not to degrade the signal handling capabilities of high-performance receivers.

Scanning the bands

During March, 50MHz signals from South Africa were received in the south of England around noon, and a number of crossband 50/28MHz contacts were made. A 50MHz Hawaiian beacon station, KH6EQ1, was reported heard in Athens, Greece by SV1DH. Nevertheless it is becoming increasingly clear that November 1979 represented the peak of the present sunspot cycle.

British amateurs have been reminded of Air Navigation Order 1980 which prohibits the flying of captive balloons or kites higher than 60m above ground level or within 60m of any vessel, vehicle or structure, and the flying of kites within 5km of an aerodrome. A number of amateurs have discovered that kites can form very effective "sky-hooks" for long-wire h.f. aeriels.

Home computers can be "abominable polluters of the r.f. spectrum" according to Paul Cooper, N6EY, as they frequently emit "hash" covering the entire spectrum. Where a computer is installed in an amateur station, some alleviation of the interference is usually possible using mains filters etc., but he claims that to achieve anything like a complete solution may involve complete re-packaging of the computer, the installation of copper-foil screens beneath the keyboard, better-shielded monitors, improved isolation, etc. — "an approach beyond the scope of the average amateur".

In brief

A world record for 1.3GHz is being claimed for a 2290-km s.s.b. contact across the Great Australian Bight between VK6KZ/P at Cape Leeuwin, Western Australia and VK5MC at Haterleigh, South Australia An illegal broadcasting station in Miami, Florida — long a centre of much anti-Castro activity by Cuban exiles — has been closed down by US Marshals and FCC agents. High-power amateur radio equipment was being used on the 7MHz band to make broadcasts of a political nature directed at Cuba, resulting in interference complaints.

PAT HAWKER G3 VA

Multisection tone equalizer

Low-cost unit uses pre-set controls, quad op-amps

by C. Walker and W. Clinch, Plessey Semiconductors Ltd.

As a preset unit, this stereo equalizer has been designed primarily to cancel room resonances and equalize loudspeaker responses. Circuit fits standard diecast box and uses preset potentiometers to control the gain of eleven overlapping active filters in each audio-channel. Second-order active filters require one op-amp, two resistors and two capacitors; outputs are combined in a summing amplifier.

Unless you live in an anechoic chamber your rooms are bound to have resonances at certain frequencies. A rectangular room 4.2x3.4x2.5m has damped resonances at 40, 50 and 70Hz to begin with and alcoves and chimney breasts give rise to much higher frequencies. The Baxandall type of tone control normally used provides a smooth bass or treble lift or cut by allowing the movement of a single pole-zero pair. The peak of the bass response is normally at about 30Hz with still some effect at 600Hz. The treble peak is at about 20kHz with still about 10% of the boost or cut as low as 1kHz. Clearly such a tone control is of little use to compensate for a room resonance at 500Hz due to the gap between a chimney breast and a near wall.

The tone equalizer, Fig. 1, has been designed with enough filter sections to allow flexibility of amplitude —

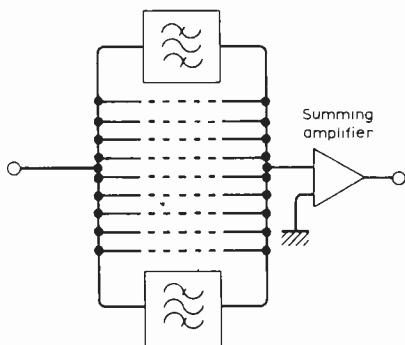


Fig. 1. Tone equalizer with eleven sections gives flexibility of amplitude response. Gain range of each filter is ± 12dB

frequency response. Filter sections are second order and require only two capacitors and two resistors and one operational amplifier, Fig. 2.

With a high gain operational amplifier assume that the inverting input is a virtual earth, and also that a negligible current flows into the amplifier. The signal currents will be as shown in Fig. 2. Equating the currents at node A gives

$$\frac{V_{in} + \frac{V_{out}}{R_2 s C}}{R_1} + \frac{V_{out}}{R_2 s C} + V_{out} s C = -\frac{V_{out}}{R_2}$$

Rearranging

$$\frac{V_{out}}{V_{in}} = \frac{-\frac{s}{CR_1}}{s^2 + \frac{2s}{CR_2} + \frac{1}{C^2 R_1 R_2}}$$

The general form of a second-order bandpass filter is

$$\frac{V_{out}}{V_{in}} = \frac{ks}{s^2 + \frac{\omega_n s}{Q} + \omega_n^2}$$

Equating the coefficients of s gives

$$k = -\frac{1}{CR_1}$$

$$\omega_n = \frac{1}{CR_1 R_2}$$

$$\text{and } Q = \frac{1}{2} \sqrt{\frac{R_2}{R_1}}$$

at the resonant frequency when $s = j\omega_n$.

$$\frac{V_{out}}{V_{in}} = \frac{kj\omega_n}{-\omega_n^2 + j\omega_n^2 + \omega_n^2} = \frac{kQ}{\omega_n}$$

Substituting for k, Q, ω_n

$$\frac{V_{out}}{V_{in}} = -\frac{1}{CR_1} \times \frac{1}{2} \sqrt{\frac{R_2}{R_1}} \times C \sqrt{R_1 R_2} = \frac{R_2}{2R_1}$$

Centre frequencies of the filters are spaced logarithmically in the audio band with a multiplication factor of 1.866. This gives the centre frequencies shown in the components table.

Filter sections are deliberately overlapping to maintain a smooth characteristic and although the phase response of individual filters changes from

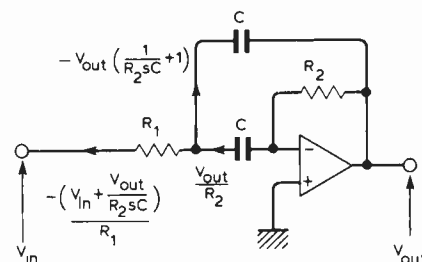


Fig. 2. Second-order filter sections use two capacitors, two resistors and 1/4 of a quad op-amp.

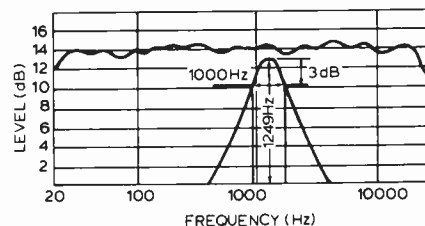


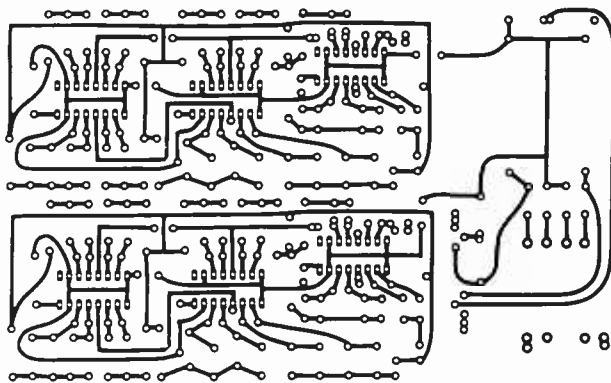
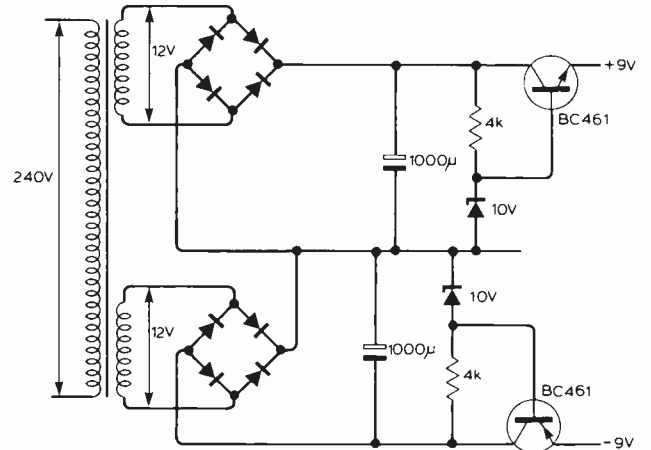
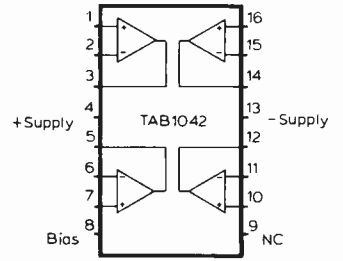
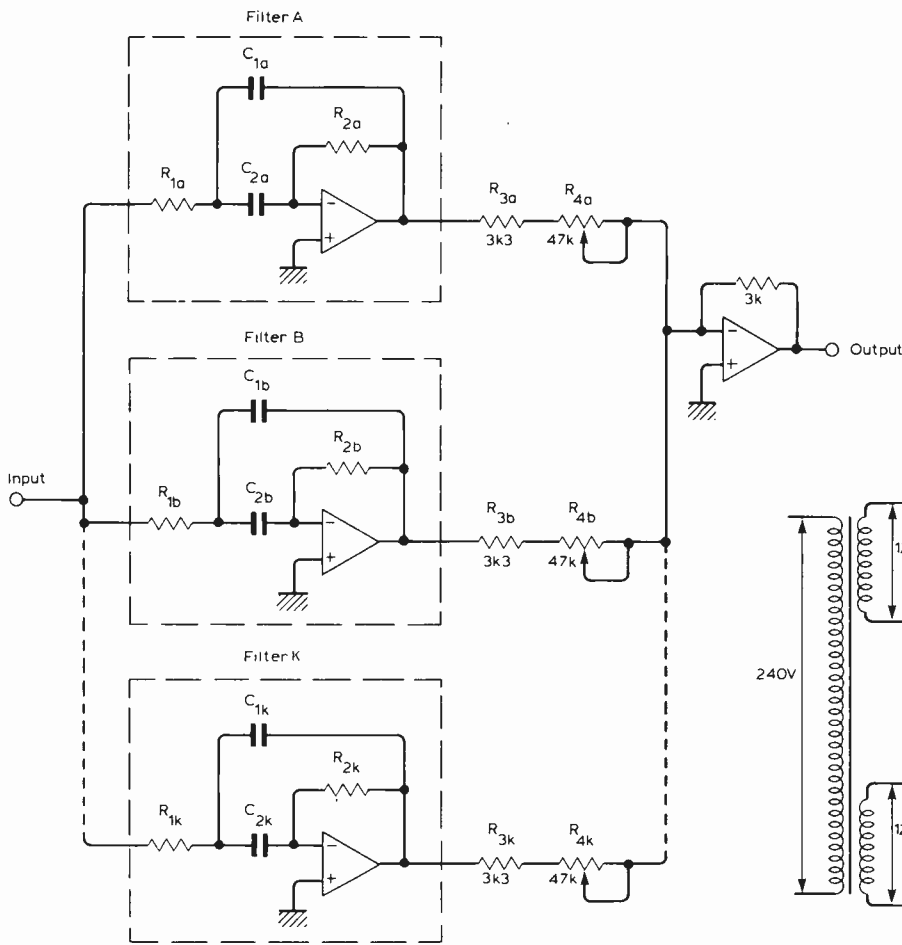
Fig. 3. Overlapping filter sections produce flattest response with Q value of 1.25. Diagram shows 1,249Hz filter response.

+90 to -90°, filter crossover points will have roughly zero phase change. This is because the phase lead of one filter cancels with the phase lag of the next.

The equalizer is not intended for continual adjustment but rather as a "fit and forget" unit and preset potentiometers are perfectly adequate for this application and represent a considerable saving over the slider types normally provided on this type of unit.

The Q value of the filters to give the flattest response is 1.25 and this gives the 3dB cut-off frequencies at 18Hz and 21kHz. The overall flat-position amplitude response is shown in Fig. 3 together with the basic second-order filter response of the 1249Hz filter. The Q value of 1.25 gives a filter gain of $R_2/2R_1 = 3$ or approximately 10dB at resonance, and this is compensated for in the summing amplifier feedback resistor to give an overall equalizer gain of 0dB.

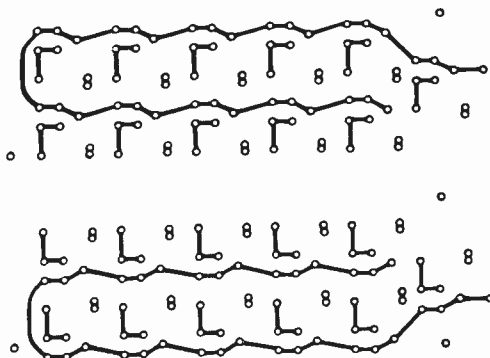
The low Q value used makes the filters very tolerant to component values, and with filter spacings of nearly an octave a 14% total frequency variation (made up of 5% on capacitors and 2% on resistors) is acceptable.



▲ Fig. 4. Good supply rejection of the programmable op-amps allows use of simple power supply.

◀ Fig. 5. Lower printed circuit layout carrying presets can be conveniently situated above main board.

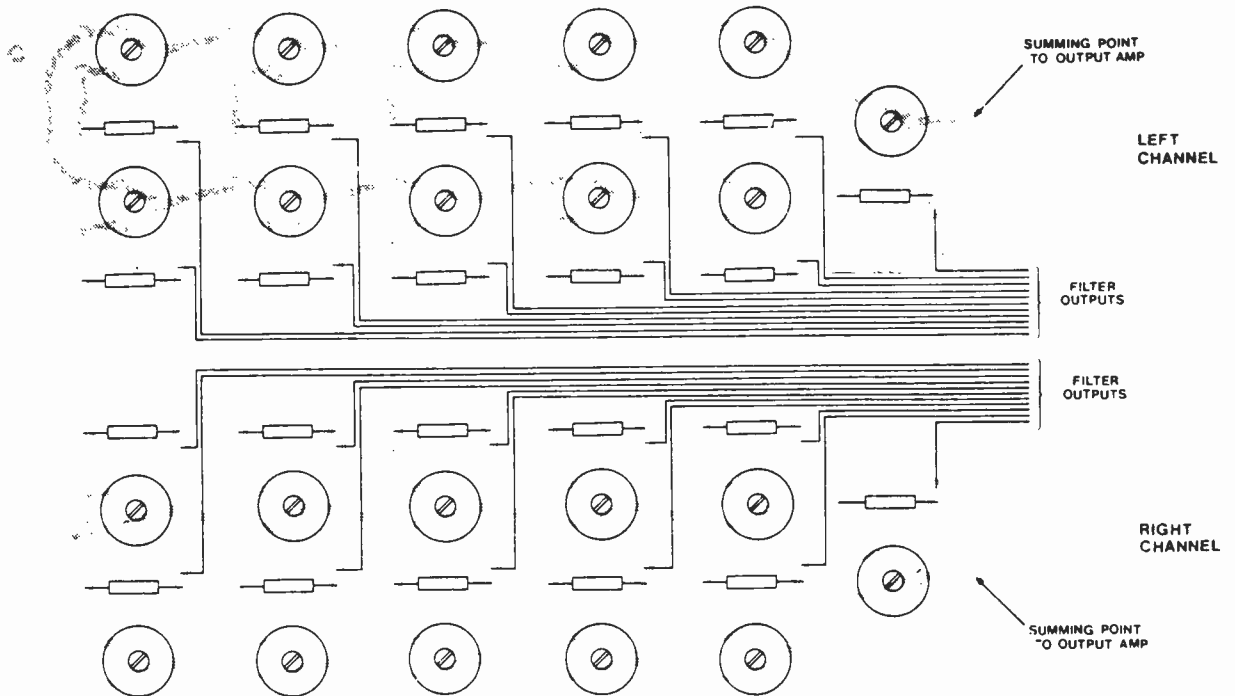
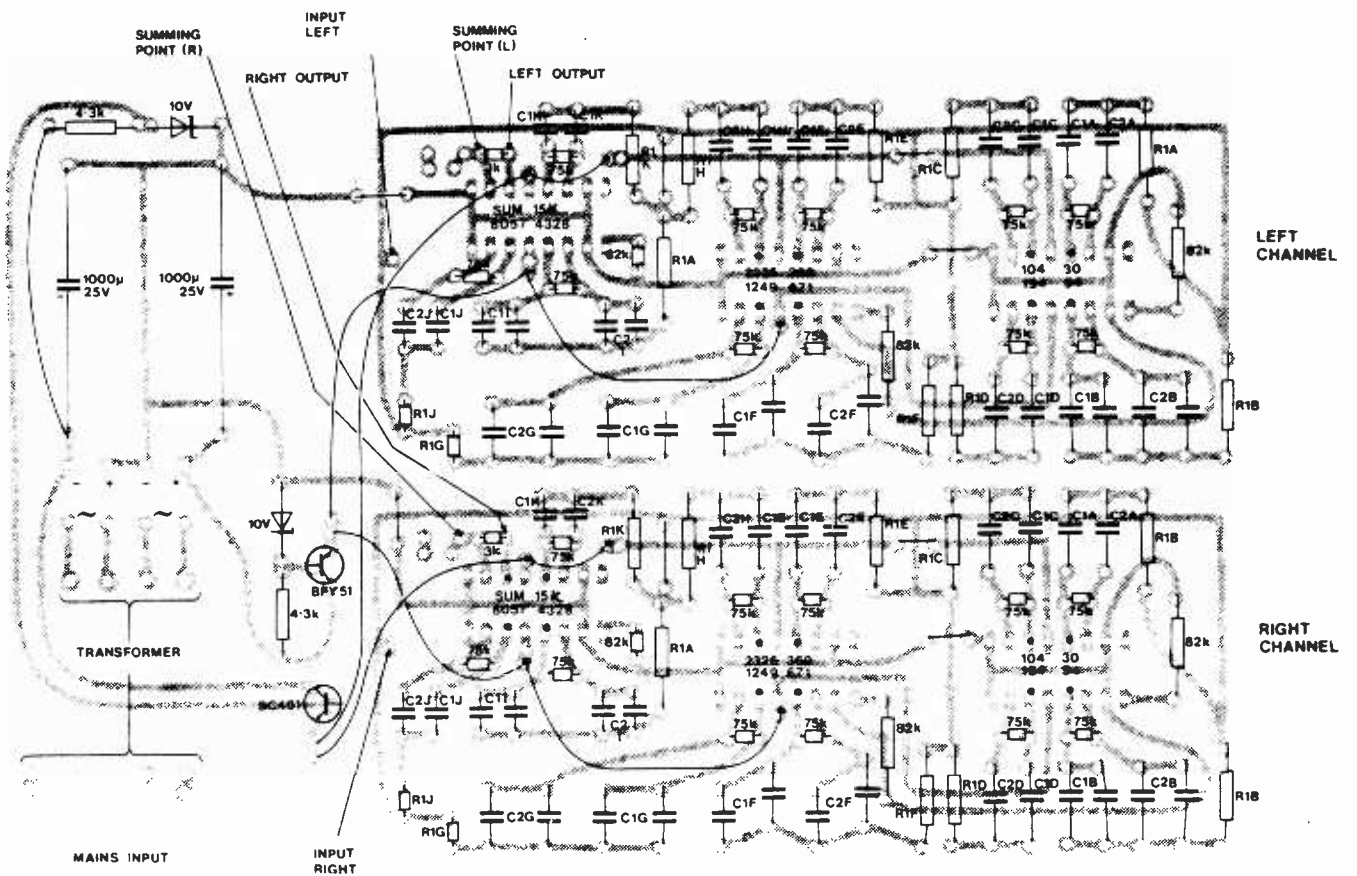
Fig. 6. Both boards can be housed in an earthed die-cast box, 12×17×5.5cm. ▶




Gain range of each filter is designed to be ±12dB and $R_3A \rightarrow k$ prevents the gain going higher than this. The value of $R_3 + R_4$ defines the signal current flowing into the virtual earth of the summing amplifier and this current will flow through R_5 giving a gain of $R_5 / (R_3 + R_4)$.

A supply voltage of ±9V allows signal handling of more than 0dBm (approximately 800mV) even with 12dB boost, i.e. 9.3V peak-to-peak at the output.

The TAB1042, made by Plessey Semiconductors, is particularly suitable for this application. It is an advanced bipolar integrated circuit containing four separate programmable operational amplifiers. The four amplifiers are programmed by current into a common



RESISTORS 3-3k
POTENTIOMETERS 47k



Mike Sagin plans to produce two single-sided printed circuit boards for the multi-section tone control for £8 including v.a.t. and UK postage. Write to 23 Keyes Road, London NW2.

bias pin which determines amplitude response, slew rate and supply current. For example, with a bias current of $75\mu\text{A}$ the TAB1042 will perform in a similar manner to four amplifiers of the 741 type but with improved frequency response and input characteristics.

The high supply rejection of the TAB1042 means that a rudimentary stabilized power supply can be used with the transistors simply buffering the zener diode. High loop gain of the operational amplifier means any non-linearities it may introduce are proportionally reduced by the feedback and the harmonic distortion of the unit is negligible. The circuit diagram of the complete unit is shown in Fig. 4.

Construction and use

Filters and power supply fit on a single board $10.2 \times 16.5\text{cm}$ and the 22 presets on a second board normally mounted on pillars above the main board. This allows the filters to be adjusted through holes in the lid of the box. The filter output impedance is low and normal spindle or slider potentiometers could be mounted separately in a remote box without fear of degradation of response due to filter crosstalk.

Masks for the printed circuit boards are shown in Fig. 5 and the component layouts shown in Fig. 6. If the boards are spaced using one-inch spacers with the preset potentiometer board attached to the lid of a diecast box using suitable spacers, it is easy to access the copper track of the main board for testing.

Connect the earth of the mains to the box itself and not to the earth on the printed circuit board as this may cause earth loops with other equipment. Take care that the solder joints connecting

Component values and centre frequencies

Filter		R_1	R_2	$C_1 = C_2$	Preferred value	Capacitor type
A	30Hz	12k	75k	180n	180n	1
B	56Hz	12k	75k	94n	100n	1
C	104Hz	12k	75k	50n	47n	1
D	194Hz	12k	75k	27n	27n	1
E	360Hz	12k	75k	15n	15n	1
F	671Hz	12k	75k	7.8n	$2 \times 15\text{n}$ in series	1
G	1,249Hz	12k	75k	4.2n	3900p	2
H	2,325Hz	12k	75k	2.3n	2200p	2
I	4,328Hz	12k	75k	1.2n	1000p // 220p	2
J	8,057Hz	12k	75k	0.65n	560p	2
K	15,000Hz	12k	75k	0.35n	330p	2

Resistors are 2% tolerance. Mains transformer is RS Components 3VA p.c.b.-mounting type. Die-cast box $12 \times 17 \times 5.5\text{cm}$ from RS Components.

1. Polyester or polycarbonate 5% with 10mm lead spacing.
2. Polystyrene 5%.

the mains to the transformer are clear of the bottom of the box.

The equalizer is best fitted between the preamplifier and the power amplifier. The 0dB gain position is with the presets set to about $10\text{k}\Omega$. There is no simple way to accurately position the presets by measurements for a flat equalized room and loudspeaker response but quite satisfactory setting can be done by ear by adjusting for the quality of individual instruments. Several different records, or preferably live broadcasts on v.h.f. should be used as source material, and overall sound

balance judged. Listen particularly for lack of deep bass, bass resonance, "boxiness" caused by low output in the middle frequencies, and over-emphasized "tiz" or lack of transients. Constant reference to the un-equalized sound will prevent confusion during this operation which may take some time to complete. \square

References

1. Baxandall, P. J. Negative feedback tone control *Wireless World* vol. 58, 1952 pp. 402-5, 444.
2. Lancaster, P. Active filter cookbook. (Howard Sams).

Schools computer competition

A hundred microcomputers are prizes in a competition for schools, arranged by the Department of Industry, which is intended "to encourage awareness and widespread development of the basic skills in computing and microelectronics in schools".


The competition is directed at the 7000 or so secondary schools which have no computer — there are around 8000 secondary schools in all — and requires pupils to submit details of a proposal for the use of a microcomputer in their school, preferably not in science or mathematics. No computing experience is needed to enter the competition. Prizes are a hundred 380Z microcomputers in either of two versions — for data handling or

graphics — each worth around £2000. The DoI hope that additional prizes will be forthcoming from industrialists with an eye to the future.

The department cannot be faulted on its patriotism, on this occasion at least. The 380Z is designed and made by Research Machines Ltd. of Oxford, and is currently used by schools and colleges and in a data-processing role.

The competition closes on July 31, 1980; schools should contact The Department of Industry, Electronic Applications Division, Room 526, Dean Bradley House, 52 Horseferry Road, London SW1P 2AG.

Research Machines 380Z microcomputer, one of hundred offered as prizes in DoI schools competition.



Off-resonance metal detector

Gives finer distinctions than simple ferrous/non-ferrous discrimination

by G. Wareham

Off-resonance detectors are insensitive compared with induction balance and pulse induction types, but they work well in the field. They are less sensitive to the ground than balanced types and score over pulse induction types in discrimination. From the amateur point of view they are easy to make and will accept a variety of coil shapes to suit different uses. As the precise search frequency is unimportant, coils of unmatched inductance may be interchanged without redesigning the circuit.

The off-resonance metal detector is a comparative newcomer to "treasure hunting". But its basic principle is familiar enough. Like the old-fashioned b.f.o. mine detector, the off-resonance detector senses the change in the inductance of the search coil produced by the presence of a conducting or magnetically permeable object. The difference lies in the way this change is sensed and in the exploitation of the properties of a parallel-tuned circuit to enable more information to be obtained about the physical nature of the object. This article gives a simple explanation of the principles, with more elaborate notes on recent developments which may be of interest to those who wish to experiment.

When metal detectors are used for "treasure hunting" — which frequently means beachcombing for lost coins — the user soon learns that for every object of interest there are dozens of objects of no interest. These are bits of "silver" paper and other kinds of aluminium foil, bottle caps, ring-pulls from drinks cans, the cans themselves, and so on. It is desirable to distinguish this junk from coins, rings and other objects of value. Another need which soon becomes apparent is to prevent the conductivity and permeability of the ground itself from upsetting the operation of the detector.

No detector yet produced performs these functions perfectly and simultaneously, but the off-resonance detector goes a long way in the desired direction. The essentials of the simplest form of off-resonance detector are shown in Fig. 1. A variable frequency oscillator drives an LC circuit through a high resistance (R). The L of the LC is the search coil. The voltage across the LC circuit is rectified and the resulting

d.c. applied to a comparator where it may be offset by a reference voltage. Deviations from the reference voltage, caused by the effect of the target object on L, give an indication on a meter or, more usefully, modulate the amplitude or frequency of a tone.

The effect of the target object on L depends on its size, distance, orientation and its electric and magnetic properties. Size, distance and orientation affect the strength of the detector's response. The other properties produce a variety of effects and it is these which give the detector its power to discriminate between types of target object.

A target which was purely lossy would merely damp the LC circuit and reduce the amplitude. A target with appreciable magnetic permeability detunes it low, by increasing L. A highly conductive target acts like a loosely-coupled short-circuited turn or metal tuning slug: L is reduced and the circuit is tuned high. So in principle a distinction can be made between permeable objects such as pieces of iron and non-magnetic metals such as copper, gold and silver. As we shall see in a moment, finer distinctions can also be made.

If the frequency is set to the peak of the resonance curve all targets produce the same general effect — a reduction in amplitude. There is no way of telling whether this reduction is the result of damping or detuning or a mixture of the two. No distinction between types of target is possible.

To achieve the desired discrimination, the frequency is set off-resonance, Fig. 2. A target which alters L must now either move the operating point further from the peak, causing a fall in output, or closer to the peak, causing a rise. Permeable targets and conductive targets will produce opposite effects, making possible discrimination bet-

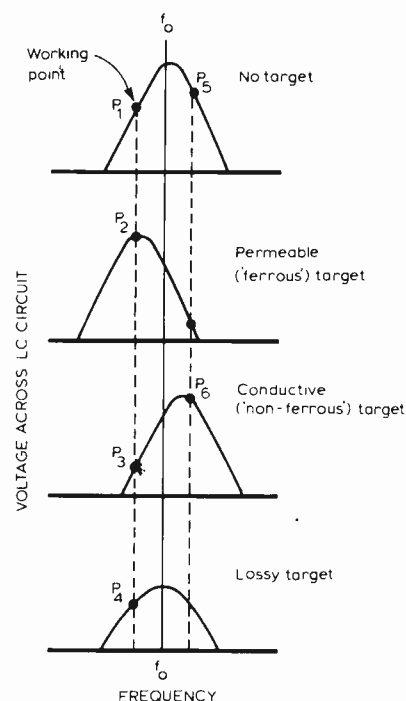
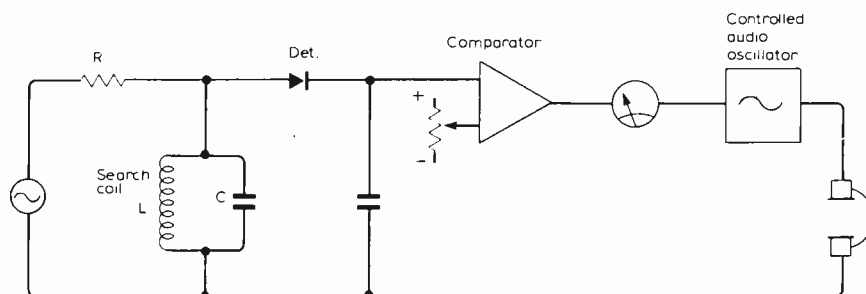


Fig. 2. With a working point set at P1, lossy and conductive metals reduce LC voltage, low-loss permeable metals increase voltage. With working point at P5, lossy and permeable metals reduce voltage, whilst low-loss conductive ones increase voltage. Finer discrimination is possible by choosing a working point where damping and detuning effects cancel.

Fig. 1. In the off-resonance detector, deviations from the reference voltage caused by the effect of a target object on the search coil L give an audible or visual indication.



ween "ferrous" (permeable) and "non-ferrous" metal. If, for example, the frequency is set to place the working point at P1, the appearance of a ferrous target moves the point to P2, say, giving an increased output. A conductive target (non-ferrous) moves the point to P3 where the output falls. A lossy target also produces a fall (P4), so the detector now discriminates in favour of low-loss ferrous targets and against everything else. Evidently, by setting the working point to the high side of resonance (P5) the detector can be set to accept non-ferrous targets and reject others (P6).

Because real-life targets are never lossless the response they produce is a mixture of damping and detuning. This is fortunate because it makes possible finer distinctions than a simple ferrous/non-ferrous discrimination. Aluminium foil ("silver" paper, cake cups), though fabricated from a high-conductivity material is so thin that the resistive losses cause a marked damping effect. If the operating frequency is set high to discriminate in favour of non-ferrous targets, the damping effect and the detuning effect oppose one another. But when the working point is set at the resonance peak they act in unison. It follows that there must be some point where the damping and detuning effects exactly cancel. When set to this point the detector does not see targets of this particular combination of damping and detuning; i.e. this particular Q.

In practice, the user sets the working point using a discrimination control so that foil is either ignored or rejected, i.e. output reduced. Thicker metal of higher Q is still detected, and this includes coins, precious-metal rings and similar objects.

Ground-effect cancellation

The conductivity or permeability of the ground below the search coil can produce a detuning effect. At first sight, this may seem small as the electric and magnetic properties of the ground are weak compared with those of the likely target objects. Unfortunately, this is not

true in practice because the surface of the ground is so much closer to the search coil than a buried object. The response of a metal detector falls off rapidly with distance (the law contains something like a sixth power) so a small coin 10cm deep may produce a change in L of only one part in a million. The ground, being closer and larger, has a much greater effect and some means of nulling it is desirable. Although lossiness is the dominant characteristic of most soils, it is always accompanied by ferrous or non-ferrous effects so it can be nulled, usually by setting the working point just off resonance. The detector then loses its power to make fine discriminations, but simple ferrous/non-ferrous distinctions are usually still possible. Ground effect balance, as it is often called by detector makers, is particularly useful on brine-saturated beaches and iron-ore-laden or "mineralized" soils.

Choice of search frequency

Old-fashioned detectors of the b.f.o. mine-detector type generally used fairly high search frequencies, around 150kHz. This is much too high for good discrimination. Above about 100kHz, the skin effect limits current penetration to virtually the surface layer of an object. Thus all objects tend to look alike, irrespective of their real thickness, and coin/foil discrimination becomes difficult. Even ferrous objects are likely to appear non-ferrous because their conductivity prevails over their permeability.

For this reason the off-resonance metal detector, though it uses the same basic effect as the b.f.o., is operated at a much lower frequency, to reduce skin effect and facilitate thick/thin target distinctions. Practical search frequencies range from 30kHz down to audio frequencies of around a few kilohertz or even less. If the skin depth exceeds the thickness of commercial aluminium foils a measure of discrimination against these is automatically obtained. Unfortunately, the level of discrimination cannot in practice be raised to the point where all junk is rejected, because there is an overlap between the responses to junk and wanted objects. A highly conductive target such as a British two-pence piece, which is almost all copper, can readily be distinguished from even a large, thick aluminium foil cake cup. But the resistivity of metals is

increased significantly when substantial amounts of alloy are incorporated. Cupro-nickel ("silver") coins have a much lower Q than copper ones. Similarly, a nine-carat gold ring is a relatively poor conductor compared with pure gold. Consequently, cupro-nickel coins and nine-carat gold rings may be rejected as junk by a detector set to reject thick foil.

A particular nuisance is caused by the ring-pulls from drinks cans. These are aluminium and good conductors, and a detector set to reject them will certainly reject some coins and rings as well. Detector designers usually provide a wide range of discrimination settings, which covers ring-pulls, but experienced treasure hunters prefer to use only a little discrimination in the interest of not missing objects of importance.

The tracking problem

When the frequency is changed the rectifier output level is also changed. The rectified output from the tuned LC circuit no longer matches the reference voltage to the comparator so this too must be adjusted. It would be good to arrange the controls so as to keep the two in step automatically but so far nobody seems to have cracked this tracking problem. The result is that every time the discrimination (search frequency) is adjusted the detector is thrown off balance and a separate readjustment of the reference voltage is needed. This is tedious. It would be desirable to gang the reference voltage control with the frequency adjustment control, or in detector makers' parlance, gang the tuning and the discrimination.

Self-oscillating detector

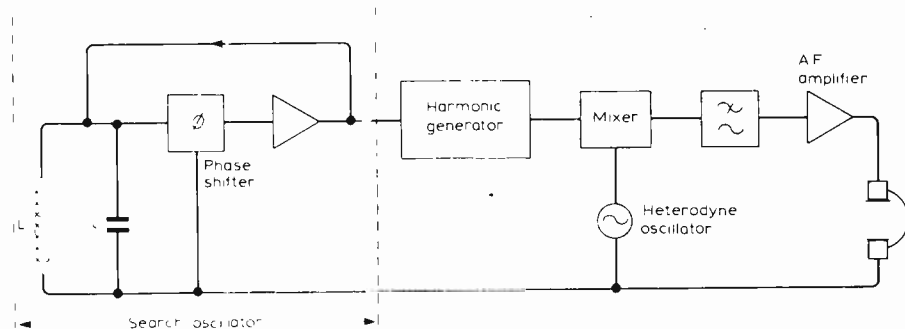
A way of side-stepping this tracking problem is to use a variant form of off-resonance detector which reverts to something like the old b.f.o. technique. In Fig. 3 the v.f.o. is dispensed with and the LC circuit of the search head is used as the frequency-determining network of the search oscillator. Off-resonance operation is obtained by inserting a variable phase-shift network into the oscillator feedback loop; adjustment of the phase sets the working point.

Appearance of a target object now alters the frequency. To obtain a read-out a high harmonic of the search frequency is heterodyned against an h.f. local oscillator, usually a fixed crystal oscillator. Target information is preserved in the beat tone. If, for example, the detector is set to accept coins but reject foil the beat frequency moves one way for coins and the opposite way for foil.

Heterodyne frequency selection

To obtain a useful range of discrimination, the search frequency has to be adjustable over a range which is about the same as the 3dB bandwidth of the

Fig. 3. In this design, frequency-determining network is that of the search-head LC circuit, so a phase shifter is used to give off-resonance operation. Read-out is obtained by mixing a harmonic of the search frequency with a crystal oscillator.



search LC circuit. As the search frequency is varied by adjusting the phase shift, successive harmonics come into zero-beat with the fixed heterodyne oscillation. It is important to select a heterodyne frequency high enough to permit an adequate number of harmonics to be tuned. Each beat point is associated with a different degree of discrimination, so discrimination is in effect adjustable in as many steps as there are zero-beat settings. In practice, to give a useful selection of discrimination settings, at least five steps are necessary. An estimate of the required h.f. heterodyne frequency is obtained from the empirical formula

$$f_h = (n-1)f_s Q_s$$

where f_h is the heterodyne frequency, f_s the search frequency, Q_s is the Q of the search LC circuit, and n the number of zero-beat tuning points. For example, if the search frequency is 10kHz, the LC circuit has a Q of 20 and eleven tuning points are required, the heterodyne frequency must be 2MHz minimum. (Extra tuning points may be provided by harmonics but these are disregarded in the calculation.) In this example, search frequency harmonics around the 200th are required. In general they have to be generated deliberately.

Perhaps the easiest method is to square the search oscillator output in a circuit with a rise time at least as short as the reciprocal of f_h (e.g. $1\mu s$ for f_h of 1MHz), differentiate, and use the resulting pulses to shock-excite an LC circuit tuned to f_h . The higher the heterodyne frequency the greater the sensitivity of the detector but the more vulnerable the system to drift in search frequency.

Search oscillator design

The frequency change produced by a target depends on the relative change of inductance of the search coil, not the absolute change. The sensitivity is therefore the same for any value of L, and the designer is left free to use whatever inductance he finds suitable. It is convenient to use coils with inductance of the order of 1mH. These require relatively few turns and can be made with fairly thick wire. The associated tuning capacitance for search frequencies in the region of 10kHz is an appreciable fraction of a microfarad, and this is big enough to swamp the effects of search head to earth capacitance, so the search coil need not be fitted with a Faraday shield. The precise frequency is unimportant so tuning capacitors of close tolerance are not needed. Stability is what counts, and of the cheaper types of capacitor polycarbonate film is the best, with terylene next best and polyester a poor third.

Two convenient search oscillator circuits are shown in Fig. 4. In the top circuit, a single-ended LC circuit is used, with no taps. The necessary phasing is accomplished by R_5 and C_4 . At one end

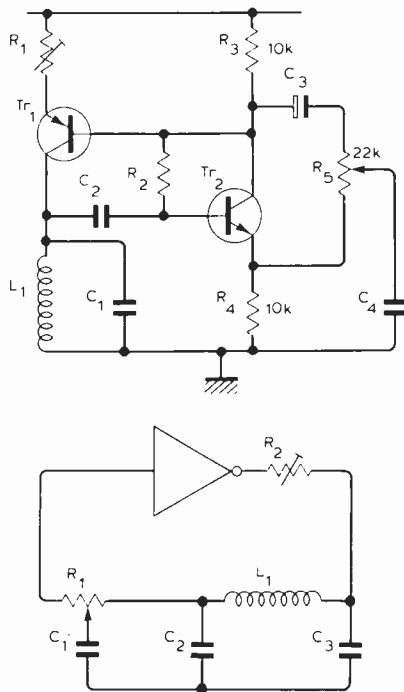


Fig. 4. In the search oscillator circuit (top) phasing is accomplished by R_5 , C_4 and R_1 , controls amplitude. For c.m.o.s. circuits bottom circuit is more convenient with R_1 , C_1 altering phase and R_2 amplitude.

of R_5 slider's travel C_4 is effectively across R_3 , giving a voltage lag which the tuned circuit has to make up with a lead. The frequency is pulled low. At the other end C_4 is across R_4 . This gives a lead, and frequency goes high. Resistor R_1 sets the amplitude.

For use with c.m.o.s. inverters and gates the lower circuit is more convenient. Resistor R_2 controls amplitude and R_1 , C_1 do the phasing.

Search coils

Greatest sensitivity is obtained with large coils. Pinpointing the position of a buried object is easiest with small coils. Most commercial detectors use a compromise coil size of about 18cm diameter, but a slightly smaller coil, of 13-15cm diameter may be preferable. Square coils are permissible, and rectangular ones if not too elongated. In any case it is easiest to begin by winding a circular coil on some suitable cylindrical former, such as a saucepan, then sliding it off and forming it to whatever shape is needed. Enamelled wire of around 26 s.w.g. is convenient, and 50 to 100 turns give a suitable inductance.

The finished coil should be waterproofed and fixed in some rigid, thermally insulating support. Sandwiching between sheets of Formica and filling the gap with resin is one possible construction. More convenient, but more difficult, is an open-centre form which enables the position of the buried object to be marked through the coil. The leads to the oscillator circuitry need not be screened; a twisted pair is good enough. □

IN OUR NEXT ISSUE

Graphical communication with computers

Pictorial input and output is an alternative to the more common alpha-numerical communication using keyboards. An article introduces the technology of interactive computer graphics and explains methods for putting in information and generating the displays in this form.

Constructing a transient recorder

This instrument captures one-shot events for later continuous display on an oscilloscope or chart recorder. Contents of the digital memory can be examined word-by-word to allow accurate measurement of the test signal. Interfacing to a computer is possible.

Solid state level meter

Using 20 l.e.d.s of any colour mix, this solid-state level indicator offers a.c. or d.c. and dot or bar operation. Design options include 60dB dynamic range by cascading i.c.s and a tape recording version for the range -20 to +3dB.

On sale
23 July

NEWS OF THE MONTH

Military electronics—the Defence Estimates

The arms race, spurred by international tension, continues to provide a substantial and growing source of income for the electronics industry. According to the UK government's 1980 Defence Estimates, presented to Parliament in April, over 20% of the output of the UK electronics industry in 1978/79 was taken by the Ministry of Defence. This does not include the considerable exports of electronics and communications equipment to foreign military forces from the various companies in the industry. In 1979 these exports amounted to £41.9 million for radio and radar equipment and £23.6m for guided weapons and missiles. For example Decca Radar, now part of the Racal group, in the first quarter of 1980 received orders for radars from ten foreign navies — Argentina, Bahrain, Brazil, France, Germany, Greece, India, Malaysia, Portugal and Qatar. In 1978/79 the UK's military defence expenditure on radio, radar and electronic capital goods was £429.4m and on radio and electronic components was £56.5m.

Of the total 1980/81 estimated Defence expenditure of £10,785 million, the portion devoted to military equipment is £4,336m (the remainder being mainly pay for military and civilian personnel). Of this, the estimates identify £272.8m to be spent on electronic equipment, guided weapons and instruments for land weapon systems, and £370m on electronic equipment and guided weapons for air systems. Electronics for sea systems is not listed separately, but £361.1m will be spent on "weapon systems, etc." One of the

maritime weapons now under development is the Sea Eagle missile, intended to be launched from Navy and Air Force aircraft against ships. Described with callous cheerfulness as a "fire-and-forget weapon," it has an active radar homing system (developed by Marconi) and a computer using micro-processor technology. Before being fired the computer is supplied from the aircraft with information about the target's position. The computer then controls the flight path of the missile until the radar homing system locks on to the target during the final part of the attack, in which the missile skims the surface of the sea. This weapon, being developed by British Aerospace Dynamics Group, is claimed to have a greater range and resistance to electronic countermeasures than the earlier Martel missile of a similar type.


Microprocessor technology is also being incorporated as a technical improvement in the Rapier missile system, with which the Army and Air Force are equipped as a defence against low flying aircraft. This improvement programme, during the mid 1980s, will cost £320m. Similar technical updating is being considered for the Blowpipe man-portable missile.

Research and development in fact accounts for a considerable part — actually £1,479m — of the total 1980/81 estimated military expenditure. Of this, £231m will be spent on electronics and £183m on guided weapons. Ministry of Defence R & D staff in these two fields amounts to 7,600 but of course there are also many such workers

employed by the various contractors. The Estimates state that, as a whole, the "defence equipment programme sustains about 200,000 job opportunities within the major defence industries and about the same number again are sustained indirectly elsewhere in industry."

What is known as "electronic warfare" is basically information processing for military purposes. "Electronic warfare support measures" provide information for the tracking and target-acquisition parts of guided weapons and communication systems. These are vulnerable to "electronic countermeasures" such as radio jamming, but "electronic counter-countermeasures" can reduce this vulnerability. The Estimates state that "electronic self-protection equipment" will be fitted to the Jaguar, Harrier and Tornado GR1 aircraft. The Nimrod MR MK2 and AEW aircraft will be fitted with support measures, and a new system of this kind for passive surveillance is being installed in the Navy's Lynx helicopters. A new radar jammer and improved support systems are due in service this year on some frigates. Britain will be taking part in NATO electronic warfare projects and particularly the Sea Gnat anti-missile decoy system with a view to deploying it later in the 1980s. Satellite communications terminals used by the Navy are to be improved, and the Army will be introducing the Ptarmigan tactical trunk communications system in the next few years.

A current development of military electronics, this "Electronic Warfare Engagement Simulator," made by Plessey Electronics Systems Research at Romsey, was a Ministry of Defence contract worth £750,000. The simulator is intended to aid development of "electronic countermeasures," which are used to protect aircraft against fire control radars. The simulator is to be used at the RAE, Farnborough, Hants.



Indian scientist wins Marconi award

Dr Yash Pal, Director of the Space Applications Centre of the Indian Space Research Organisation, has won the sixth Marconi International Fellowship, which takes the form of a 25,000 dollar grant; the recipient is expected to use the grant to undertake or complete a project of his own choice.

Dr Pal was honoured for his work on the Satellite Instructional Television Experiment (SITE) in India, a project run in conjunction with NASA, using the US ATS-6 satellite.

The object of SITE was to bring instructional tv to the rural villagers of India and Dr Pal's contribution included the development of hardware as well as the development of the screened material. The initial target of the project was to reach 3,000 isolated villages and eventually all 500,000 of India's villages.

Dr Vikram Sarabhai had proposed the project at the UN conference on exploration and peaceful uses of outer space in Vienna in 1968. Dr Pal took over the leadership of the project following Dr Sarabhai's death.

The award will be presented on October 12 1980 in Sydney, Australia, which was the receiving end of the first radio remote control experiment by Guglielmo Marconi fifty years ago in 1930.

405-line television to close

The BBC and IBA will start to close down their 405-line v.h.f. television services in 1982 and the closure will be phased over a period of about four years. This follows the international decision about the future of Bands I and III made at the World Administrative Radio Conference, Geneva, last year (see February issue, p.48, for details). As far as possible the two broadcasting organisations plan to close down their 405-line services in Bands I and III at the same time in particular areas, although this will not be possible everywhere since the BBC have 110 transmitters on 405-lines while the IBA have 47.

Stations to be closed earlier in the programme will be those in areas where there is good coverage from the u.h.f. 625-line services. The last stations to be closed will be some of the high-power main stations in areas where 625-line coverage is less complete. At least two years' notice will be given in any area before closedown, with wide publicity. The BBC and IBA engineering information services will advise those affected on alternative means of reception.

A further relay station building programme will extend u.h.f. coverage to groups of less than 500 wherever it proves reasonably practical for this to be done. In practice the broadcasters will try to provide stations for groups of 200 or more people and the first of these stations is expected to be built in 1984.

The Home Secretary has agreed that small groups who will not benefit from further

relay stations will be able to set up small transmitters at their own expense. The broadcasters will give assistance to such groups to plan the small transmitting stations and will check that they will not cause interference to existing or planned stations. Those schemes which receive approval will be licensed by the Home Office. To help such groups the BBC and IBA are jointly preparing a booklet "Self-help television for small communities" which will be available in July (contact BBC Engineering Information Department, Broadcasting House, London W1A 1AA or IBA Engineering Information Service, Crawley Court, Winchester, Hants SO21 2QA).

Government approves CB in principle

As we go to press a UK Government discussion paper on citizens' band radio is expected at any moment. Many readers will already know that the Government have announced that they are in favour of c.b. in principle. But they intend to call it Open Channel and the scheme they are at present considering will differ in some respects from that advocated by the c.b. campaigners in the UK. One thing is certain: any c.b. service introduced by the Government will not operate on 27MHz, the frequency at present used by most of the illegal operators.

Dame Nellie and Winifred share broadcasting anniversary

A couple in their 80s visited Marconi Communications Systems in Chelmsford in February as part of activities to commemorate the first wireless telephony transmissions, which took place there in 1920.

Mrs Winifred Collins, then Winifred Sayer, was the first woman to make such a broadcast. She sang on three separate occasions and was paid ten shillings (50p) for each performance.

In 1920 Captain H. J. Round of Marconi's Wireless Telegraph Co. was granted a licence to experiment with wireless telephony. Wireless telephony had been in use for some years, notably at sea where ship to shore morse transmission was commonplace. The war of 1914-1918 increased the tempo of experiments and telephony had been shown as feasible.

Captain Round's transmissions were made on 2,800 metres for half-hourly periods, mornings and afternoons, beginning on February 23, 1920. Mrs Collins was certainly the first woman to make voice transmissions, although the significance of the event was somewhat overshadowed by transmissions in June, July and August of that year by stars such as Dame Nellie Melba, Lauritz Melchior, Jenny Lind and other well-known singers. Mrs Collins was present at one of the Melba broadcasts and recalls seeing Dame Nellie kick away the carpet because she feared the acoustic might be impaired by it.



Mrs Winifred Collins at the time when, as Miss Winifred Sayer, she made the world's first telephony broadcasts by a woman, from the Marconi Works in Chelmsford during February and March 1920.

Piston-type device tracks warped records

A new technique for reducing effects of record warp excitation on pick-up mass-compliance resonance is used on the "Z-Track." Though a UK invention, the damper has been selling for about two years in the USA and has only recently been announced in the UK. The device is a ½ gram piston-type oil damper that attaches to a pick-up head and rests on the record surface. This technique was first described by Alec Rargabe, applied physics consultant at the 1975 London AES Convention, and about a year ago he assigned his patent rights to Zerostat Components. The problems with warps are not only with the obvious difficulties of groove-tracking and cantilever warp wow but also the more subtle effects of intermodulation of recorded signals, with consequent sideband production. In reducing such effects the Z Track applies critical damping through a pad that spans 10 or 12 groove turns and contacts only "land" between, so largely avoiding "needle talk". According to its designer, over 50 different materials were tried for the skid pad: p.t.f.e. was chosen as it gave "by far the lowest coefficient of friction" and measured about 0.05 to 0.1 against average record material. Besides low friction, undoubtedly contributing to its 1000-side lifetime, the device has minimal "needle talk". With its mechanical resistance of 2000 the amplitude of pick-up excursions for a cartridge Q of 3 is reduced by 12 to 15 dB. Price is £9.95 from Zerostat Components Ltd., Edison Road, Industrial Estate, St. Ives, Huntingdon, Cambridgeshire PE17 4LF.

Office market super-group formed

Four companies within the Philips group have been integrated to produce a single company, Philips Business Systems, which is aimed at the electronic office market.

The four companies brought together are Pye TMC Ltd, which has specialised in telephone equipment, Philips Data Systems, Pye Business Communications Ltd, and Philips Business Systems. According to Brian Manley, the new super-group's managing director, it has been formed to exploit Philips' "unique position in the electronic business equipment market of today ... we have drawn together our strengths in manufacturing, marketing, systems engineering and support in order to make a unified attack on a

market which is both expanding and converging."

Philips see the rapidly-growing market developing in two distinct phases. For several years there will be an increase in the volume of stand-alone equipment installed, which more and more will possess its own "intelligent" communications capability. Phase two will see the integration of equipment forms until, in the 1990s, complete inter-communication facilities are achieved amongst terminals handling word and data processing, audio and message transmission, data and text storage and a wide variety of personal computing functions.

Set makers grapple with technology

The uses and abuses of technology seem to be of particular concern at the moment to the UK manufacturers of consumer electronics equipment. At the annual general meeting of BREMA in April, Lord Thorneycroft, the president of this trade association, said that the growth of new electronic information techniques such as teletext, vjewdata and home computers presented many new problems and opportunities to the industry. Britain had shown great skill in design and technical development in these fields but in the past we had sometimes failed in manufacturing and marketing. "If we are going to make a success of this business we have got to match the manufacturing efficiency and standards of our competitors in the rest of the world... I am confident that the companies represented in this room can do this". Lord Thorneycroft added that, in recognition of these new electronic techniques coming into domestic equipment, the name of the association had been extended to The British Radio and Electronic Equipment Manufacturers' Association.

One abuse of technology, according to BREMA, is the exploitation of technical legislation as a barrier to free trade. The association's 1979 annual report says: "There are of course subjects, such as safety, where legislation is appropriate and valuable to industry as well as to the general public. However, it does appear that legislation which emerges in some countries is devised to introduce, or at least results in, barriers to trade. This is particularly regrettable when it occurs in member states of the EEC and when the response of the EEC, in general, is to propose similar legislation throughout the Community, rather than to question the justification for mandatory requirements being introduced in the first place. BREMA has and will continue strongly to oppose technical legislation which is not justified on its own merits."

One example of this activity, according to a

BREMA official, was some proposed French legislation to make compulsory the fitting on colour tv sets of a 21-pin socket for connecting peripheral equipment such as tv games, video recorders and teletext terminals. The annual report says "... no sooner had BREMA made known its objections than a draft EEC Directive was received which embodied the French specified connector and forbade the use of any other interconnection device. BREMA informed the Department of Industry that whilst the very short notice did not allow for a detailed response, BREMA was totally opposed to the imposition of mandatory technical requirements in this area, pointing out that the only justification for mandatory technical requirements is where protection of the individual is concerned, for instance safety, or where matters of general environmental concern arise such as radio interference. From a technical point of view BREMA raised a number of criticisms of the connector. It is agreed that standardisation in this area is highly desirable but this must be through the relevant international standards bodies."

On the possibility of a citizen's band service in Britain, the annual report says that BREMA maintains its view that c.b. radio "would provide a valuable service and could be administratively self-financing. The recent World Administrative Radio Conference did not make any specific frequency allocations for this service. Instead, it considered that it was part of the terrestrial mobile radio service and subject to allocation by national administrations. In expectation of a favourable government announcement, the BREMA Citizens Band Radio Subcommittee is to investigate the expected performance of the range of products that could be associated with the various possible frequencies that might be authorized. This will permit a prompt response to technical and manufacturing questions and aid commercial planning".

Another home computer

During April, Texas Instruments held a press conference to promote their new home computer, first shown at TV-Mex last January. Originally planned to have a 4K random access memory, the 99/4 computer r.a.m. was extended to 16K when plans for a "professional" computer — requiring more than 4K of r.a.m. — were shelved some time back. Total memory of the computer is 72K bytes, with an internal 26K r.o.m. and up to 30K in plug-in "solid-state software" modules. It is sold with a Skantic 14in colour tv monitor/receiver for a price of £990, and programmed modules cost £17 to £45. Those available now include pre-school early learning fun, beginning grammar, number magic, household money management, personal record keeping, statistics, video games, video chess, video graphics, physical fitness, American football, plus two others. Alternative programming uses TI basic. For connections to other computer peripheral equipment an RS-232 serial interface adapter is needed (£150). Also available is a 32-column thermal printer (£269), a speech synthesizer (£95 for 373 words) based on the Speak & Spell chips with floppy disc storage to follow.

You can buy the 99/4 without the Skantic monitor/receiver for £655 but you'll need

either an NTSC set or a dual standard set with mains isolation. According to their home computer manager, Mike Lunch, TI were unable to find a UK maker that offered a mains isolated set suitable for conversion to the NTSC standard, so they looked to European makers Luxor (Skantic in the UK), Barco and Grundig. Portatel Conversions Ltd of Sunbury-on-Thames — who do the Skantic conversion for about £85 — say they are unable to guarantee the convertibility of other sets. So if you want to use your own colour set you'll need to contact them first.

The need for mains isolation appears to be because an r.f. output of the 9918 chip didn't meet FCC radiation limits, which meant using an NTSC composite video output — in effect it had to feed a monitor, rather than an un-isolated domestic set with its "live" chassis. Texas say they will have a PAL version of the 9918 graphics chip, which wouldn't be subject to the same restrictions, by the "end of 1981." Could this be a planned time for introduction of another home computer? TI were unable to comment. What then was the market expectancy of the product—the 99/4 brochure calls a home computer a long-term investment? "That's a forbidden subject," answered Mike Lunch.

Coastal radio extended

With the opening of a Post Office v.h.f. radio station on the Isle of Islay at the end of March, another stage has been completed in the POs five-year programme to improve communications for coastal shipping and pleasure craft.

Islay Radio, controlled from Portpatrick, is the second remotely-controlled station the PO has opened this year, the first being on the Isle of Skye in February. At present, there are 23 v.h.f. maritime radio stations, 15 of them remotely-controlled, around Britain's coastline.

In the last ten years the demand for v.h.f. maritime radio services has increased from an estimated 20,000 calls annually, to more than 250,000. Much of the rising demand has come from an increasing awareness in yachtsmen etc. that such a service not only maintains contact with the shore but offers an important safety aid.

News in brief

The North London Hobby Computer Club has joined up with several other London computer clubs, to form the Association of London Computer Clubs. The first major meeting of the new club, to be called the London Computer Fair, will be held at the Polytechnic of North London on July 11th and 12th. Interested parties should contact the Chairman, Robin Bradbeer, either at the Polytechnic or through his home telephone number, 0483 35711.

An American company specialising in analogue signal processing devices, as well as image sensors and microcomputer-based image processing systems, EG and G Reticon, has now opened a UK office at Doncastle House, Bracknell, Berks. Cameras, systems and technical data will be available from the Bracknell office, as will an "off the shelf" component supply service.

A Japanese company, Nippon Electric of Tokyo, has been given a 25,000 million yen contract by the national telecommunications agency of Argentina (ENTEL) for the construction of a digital telephone network in Buenos Aires. Digital switching and optical fibre transmission systems will link more than 60 telephone offices in the city, making it comparable to networks being planned by the American Telephone and Telegraph Co.

One of the best-known companies supplying components in the South of England, Ambit International of Brentwood, wishes it to be made known that it is no longer operating from Gresham Rd., Brentwood, Essex, and is now established at 200 North Service Rd., Brentwood. Ambit International is the official distributor for the product ranges of Toko, Alps Electric, Hung Chang Meter Co., Micrometals and Faisal Loudspeakers.

The annual meeting of the British Association for the Advancement of Science is to be held at the University of Salford from 1st to 5th September 1980. Registration forms and details of cost are available from the British Association for the Advancement of Science, Fortress House, 23 Savile Row, London W1X 1AB or telephone 01-734 6010.

Wideband audio power amplifiers

Ideas for class A designs with no overall feedback

by Y. Miloslavskij, Dipl. Ing. Institute of Constructional Physics, Moscow

Author suggests ideas for a wideband class A power amplifier (2-10 watts) without overall feedback using single-ended and/or push-pull circuits for his efficient loudspeakers and passive linear-phase filters with 6dB/octave slope. Input transistor is carefully selected for good linearity and Darlington pairs selected using a curve tracer. 10-20% instability in operating current can either be tolerated or reduced using thermistor biasing.

Nowadays it is not enough to possess only a good frequency response within an audio band; it is necessary to achieve more accurate reproduction of transients for which one needs extremely broad-band systems. In many cases, the importance of accurate reproduction of transients in music reproduction can be explained by considering the sound reproduction process and the specific characteristics of individual musical instruments, as pointed out and explained, for example, in "The Physics of Musical Sounds" by C. A. Taylor. There are many serious problems, which can hardly be solved in complete form in audio monitors because of the presence of several loudspeakers and accompanying filters.

Use of one radiator within the audio band is out of the question because of intense intermodulation, because of an increase in radiation directivity with increase in frequency, and because of conflicting design requirements of the radiator within the low and high frequency ranges. Direct-cut recordings can eliminate the imperfections of tape recordings, provided great attention is paid to the quality of other units. But such recordings are not often possible.

But it is a more unpleasant thing if serious problems arise within preamplifiers and power amplifiers. And so we face the problem: what if we use broad-band amplifiers both as audio preamplifiers¹ and as audio power amplifiers? This article suggests single-cycle and push-pull versions of a broad-band power amplifier with a maximum power output of 10W. Such output power is quite enough to create a sound pressure level within the peaks of 100 to 108dB inside a room with the volume of 30 to 120m³ with high-output loudspeakers. Studies made in different countries show that such a level of sound pressure

is plenty even for prolonged listening. This level of sound pressure is about the same as the peak levels in concert halls while listening to symphonic music somewhere in the centre of the pits at the fortissimo. Upper frequency limit of amplification of such amplifiers may be 20MHz and more².

Low frequency limit of amplification in the amplifiers depends only on the value of isolating capacitors. The output stages operate as emitter followers in class A. This helps to get low non-linear distortion, low output resistance and acceptable efficiency without negative feedback. Non-linear distortion of the emitter follower depends primarily on the ratio between resistor R₃ and the input resistance of the emitter follower, as well as on transistor linearity. The smaller the ratio, the lower the distortion. Also, the smaller the ratio, the lesser is the shunting effect of R₃ and the efficiency becomes greater, especially in the push-pull version. In the push-pull version of Fig. 1, to reach the best linearity it is necessary to achieve maximum symmetry of arms.

Maximum value of non-linear distortion is 0.1 to 0.2%. Non-linear distortion of the amplifiers is also determined by linearity of transistor Tr₁ and the local negative feedback of this stage. It is a good idea to choose the transistors, especially the complementary pairs, with an accurate curve tracer. At the same time, it is possible to estimate the value of current gain (β), V_{min}, I_{min}, linearity, and the important dependence β = β(I, V, T^o). Output resistance in these cases is determined mainly by the following ratios:

$$R_3 / \beta_{Tr2} \times \beta_{Tr3} \text{ and } R_3 / \beta_{Tr4} \times \beta_{Tr5}$$

For horn loudspeakers with high outputs exceeding 105 to 108dB (1m, 1W) one may use the single-cycle circuit of the power amplifier, Fig. 2, for outputs of 0.5 to 2W (and even for an l.f. power amplification channel up to 4 to 5W). Efficiency of such a circuit is 4 to 5%. Maximum efficiency for the circuit on a sinusoidal signal is approximately 8.7% (reference 2) at R₆ = 1.41R_L. The basic formulae are

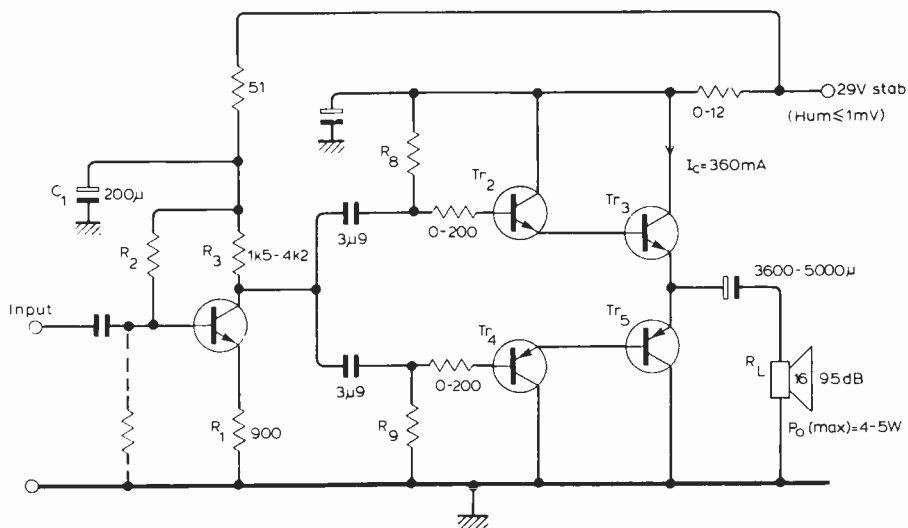
$$I_{C(ou)} \approx 2.41 \sqrt{P_{out(max)} / R_L} + I_{min}$$

$$V \approx 4.83 \sqrt{P_{out(max)} R_L} + V_{min} + I_{min} R_6 + V_{BE(Tr3)}$$

In the given circuit the resistor R₆ = 3 to 6R_L (R_L = 15-20 ohm) which leads to decreasing the power dissipated in Tr₃ and allows the amplifier to be fed from the voltage source for the l.f. power channel.

Temperature of the transistor junctions must not exceed 70-80°C. Ignoring

Fig. 1. Example of push-pull class A amplifier without external feedback used in author's l.f. loudspeaker channel. Output transistors have a V_{ce(max)} of 120 to 400V, I_{c(max)} of 8 to 12A, P_{c(max)} of 50 to 120W, f_T of 3 to 20MHz and an heat dissipator of 1200 to 1800cm². Darlington pair: current gain 5000 to 10,000, output device 60 to 90.



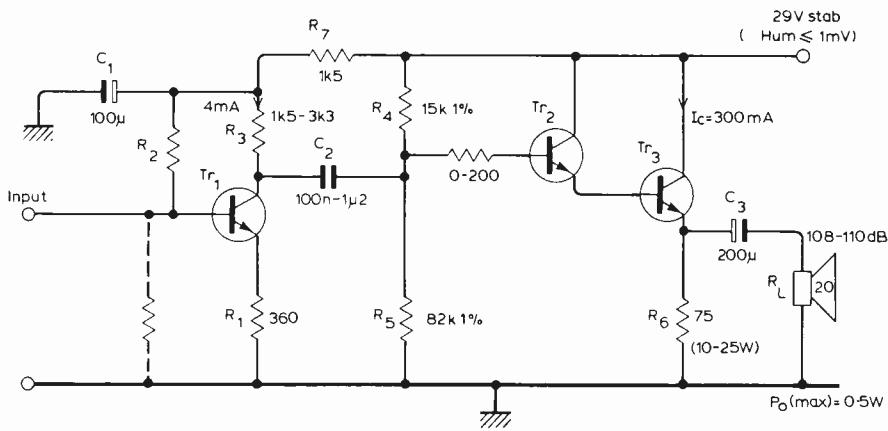


Fig. 2. Single-ended version of m.f. and h.f. horn loudspeaker channels uses 2 to 5A output transistors with $V_{ce(max)}$ of 300 to 500V and $P_{ce(max)}$ of 25 to 50W. Heat sink 150 to 300cm². Darlington pair gain 3,000 to 5,000. Input transistors have $V_{ce(max)}$ of 120 to 300V, $I_{c(max)}$ 0.5 to 1A, f_T 20 to 50MHz, $P_{c(max)}$ 0.6 to 1.5W and current gain 70 to 140. Capacitors C_2 , C_3 have been chosen to attenuate l.f. gain.

this condition may lead to the increase of the coefficient α_2 to α_n of the transfer characteristics and will worsen the stability of the operating current of the transistors. The instability of operating current (with a sufficiently high current running through the R_4/R_5 bias chain) is approximately 1mA. The circuit needs no adjustment, except for preliminary circuit calculations and selection of components with the required parameters. Subjectively, such a single-ended amplifier sounds no worse than the push-pull one.

The required operating current is obtained automatically. Calculation of the operating current value and of R_6 depends on the maximum output power and power supply voltage, and is not given here. Rearranging the formulae

$$I_{C(out)} \approx 1.1 \text{ to } 1.2 \sqrt{2} \frac{\sqrt{R_4 \cdot P_{out(max)}}}{\frac{R_L R_6}{R_L + R_6}}$$

$$V_{CE(Tr3)} \geq N2 \sqrt{R_L \cdot P_{out(max)}} + V_{min(Tr2,3)} + 0.8V$$

For good symmetry of arms of the push-pull stage, $R_9 \approx R_8$ and

$$\beta_{Tr3} \times \beta_{Tr2} \approx \beta_{Tr4} \times \beta_{Tr5}$$

and preferably $\beta_{Tr3} \approx \beta_{Tr5}$.

Instability of the output current has the same quality as the current in the power amplifier by J. L. Linsley-Hood³. It is desirable that the Tr_1 to Tr_5 transistors should be high-voltage ($V_{c(max)}$ 100 to 400V) and with optimum current margins. As a rule, this improves linearity.

Generally from the point of view of quality, total cost and total efficiency the combination of a 1W power amplifier plus high-output horn loudspeaker seems more rational than the choice of almost kilowatt power amplifier plus loudspeakers with 80 to 88dB (1m, 1W) output. For the last-mentioned case it is essentially more difficult to build a high quality power amplifier. Moreover, the problem of heat drainage from the loudspeaker voice coil arises as well as the problem of steady and stable loudspeaker performance, not to mention distortion. Let R_6 be heated, for its heating influences absolutely nothing!

For an l.f. power amplifying channel with a loudspeaker output of 94-97dB

(1m, 1W) it is possible to employ the push-pull version for an output of 4 to 10W. The maximum coefficient of performance of such a circuit is somewhat less than 50%. Basic formulae for calculation are

$$I_{C(out)} = \sqrt{P_{out(max)}/2R_L} + I_{min}$$

$$V = 2(\sqrt{2P_{out(max)}R_L} + V_{min} + V_{BE(Tr5)})$$

$$\text{if } V_{BE(Tr5)} = V_{BE(Tr3)}, V_{min(Tr2,3)} = V_{min(Tr4,5)}$$

The instability of $I_{C(out)}$ can be reduced if necessary with the help of thermistors, used instead of R_8 and R_9 . Values should be calculated or experimentally chosen, and the thermistors must have a positive temperature coefficient.

Each arm of the amplifier is "trimmed" separately. Choose R_2 so that symmetrical clipping of the sinusoid is reached after applying voltage to the circuit for 15 to 20 minutes. Further, using half the value of the calculated supply voltage, the value of current $I \approx 0.9I_{C(out)}$ is set (using the initial ammeter reading) in the complementary Darlington pairs by adjustment of resistors R_8 and R_9 ; then the arms are connected.

This circuitry is adopted as the basis for a three-way power amplifier (0.5 to 10W) with passive (phase-linear) filters having 6dB/octave steepness at the power amplifier input. Capacitors C_2 , C_3 serve also to attenuate low frequencies in the m.f. and h.f. power channels. □

References

1. Miloslavskij, Y. Audio preamplifier with no t.i.d. *Wireless World*, vol. 85, August 1979, pp. 58-60.
2. Cykin, G. S. Sherokoplassiy Kaskaly Moshnogo Usilenja (Broad-band stages of powerful amplification) *Radiotekhnika*, no. 5, 1968.
3. Linsley-Hood, J. L. Simple class A amplifier, *Wireless World*, vol. 75, 1969, p. 148 (see also correction & correspondence).

Literature Received

"How to become a radio amateur" is, as its title suggests, a set of regulations and licensing conditions for those wishing to take up the hobby. It contains information on frequency bands, types of transmission and a syllabus of the examination, with all necessary addresses. The booklet can be obtained free from the Home Office, Radio Regulatory Department, Radio Regulatory Division, Licensing Branch (Amateur), Waterloo Bridge House, Waterloo Road, SE1 7UA.

WW 401

Data sheets on the Telrex range (900 models) of aerials, aerial arrays, masts and rotators can be obtained from Telrex Laboratories, Asbury Park, 07712 New Jersey, USA.

WW 402

An application note dealing with theoretical and practical aspects of **charging high-voltage capacitors** (resistive, constant-current and constant-power) forms one of a series, available from Hartley Measurements Ltd, Kenwood House, Hartley Wintney, Basingstoke, Hampshire.

WW 403

Fibre-optic cables, connectors, receivers and transmitters made by Suhner are described in a brochure entitled 'Fibreoptic', which is obtainable from Suhner Electronics Ltd, Telford Road, Bicester, Oxon, OX6 0LA.

WW 404

A catalogue of **home computers**, peripherals and accessories is produced by Microdigital, 25 Brunswick Street, Liverpool L2 0P1. The company runs a hiring system in addition to its sales operation.

WW 405

IMS is the **Industrial Microcomputer System** developed by Mullard. It uses Signetics 2650 microprocessors and is associated with Modest, a development system. The whole system is modular in form, avoiding too-complex or too-simple solutions to specific problems. A booklet on IMS can be obtained from Central Enquiry Handling Unit, Tech. Publications Dept, Mullard Mitcham, New Road, Mitcham, Surrey CR4 4XY.

WW 406

A booklet on the range of **r.f. power meters** and dummy loads, working in the frequency range 2-1000-MHz, manufactured by Dielectric Communications, is obtainable from the UK representative, Tony Chapman Electronics Ltd, 80a, High Street, Epping, Essex CM16 4AE.

WW 407

The first of a range of digital **transit recorders**, Model VK-22, which has a 2K × 8-bit memory, has been announced by Prosser, who can supply a descriptive leaflet. Prosser Scientific Instruments Ltd, Lane Lane Industrial Estate, Hadleigh, Ipswich, IP7 5DQ.

WW 408

Power supply modules for X-ray image intensifiers are described in a leaflet, available from Brandenburg Ltd, 939 London Road, Thornton Heath, Surrey CR4 6JE.

WW 409

Switches of various types for printed-board mounting are marketed by Waycom, who have a brochure "EECO PCB Switches", which can be had from Waycom Ltd, Wokingham Road, Bracknell, Berks RG12 1ND.

WW 410

Guides to the selection and use of Scotch-cast **liquid resin** (potting resins) and Scotch electrical tapes are obtainable from 3M, PO Box 38, Yeoman House, 57-63 Croydon Road, London S.E.20 7TR.

WW 411

Analogue computing techniques

Introduction to the electronic solution of differential equations

by David F. Dawe, B.Sc. Cornwall Technical College

This article fills a gap in the literature on analogue computing: there is little that is not too advanced or too elementary. Originally written for HND students, the article covers both modes of operation and programming techniques, as well as including an introductory section on basic modules.

Basically the digital computer does arithmetic, arithmetic that most people could do by the age of ten or so. It takes two or three simple types of decision, has an enormous memory, and works at high speed. It simply does arithmetic in a series of predetermined steps, but quickly. As someone has rightly said, "The digital computer is a high speed idiot!"

The analogue computer is any arrangement of equipment coupled together so that it models or analogues a real system. Early analogue computers were developed using mechanical computing devices such as differentials, cams, shafts and gears. (For example see *Electronic Computers Made Simple*, chapter 3, by Jacobowitz). These mechanical computers were built specifically for single-purpose operation such as the early gunnery control systems developed for use by the armed forces.

Large-scale analogue computers, which are capable of rebuilding to model many different systems and thus perform varied computations, have only come into use due to the introduction of the electronic operational amplifier. With this equipment models of proposed systems can be made at a fraction of the cost of the real system. Evaluation of system response for varying system parameters can be obtained and optimized before a real system is constructed. It is also possible to incorporate some real parts and some model parts into a prototype mock-up system for evaluation.

The accuracy of an analogue machine is seldom better than one part in 1000. This is better than the physical data for most problems. If this accuracy is not good enough then a digital solution becomes essential.

A fairly detailed comparative costing of the computation of some integrals involving Bessel functions has been performed (see *Analogue Computing*

Methods by D. Welbourne). The analogue solution, accurate to two figures, took two hours to programme, 50 minutes to compute and was costed at \$53. A digital solution of the same problem took two weeks to programme, 50 minutes to run and was costed at \$1377.

With many analogue computers a large problem can tie up its use for weeks or even months until the final results have been obtained. On a digital computer the programme can easily be removed and other work done whilst the first programme is dormant. Generally the analogue computer has its application only in the solution of differential-type equations. It has limited storage facilities, if any, unless it is coupled to a digital computer, the overall installation then being called a hybrid computer.

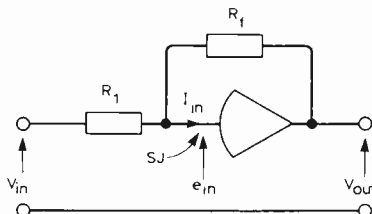
Basic analogue computing modules

Operational amplifier. The op-amp is the basic building block of the electronic analogue computer. It can sum, multiply, integrate, differentiate and drive voltmeters, oscilloscopes, chart recorders and other such measuring devices. It is a high-gain, high-bandwidth amplifier with high input impedance and low output impedance. Typical values for the 741 series are

gain	20,000, nom. ∞
unity gain-bandwidth	1MHz
input resistance	2MΩ, nominally ∞
output resistance	75Ω nom. zero

The following sections indicate how an op-amp is connected to produce the basic circuits used in an analogue computer. The circuit analysis used is deliberately simplified; a more rigorous analysis may be found in most standard textbooks on the subject.

Inverting and summing amplifiers. The inverting amplifier consists of an op-amp plus two resistors R_1 the input resistor and R_f the feedback resistor

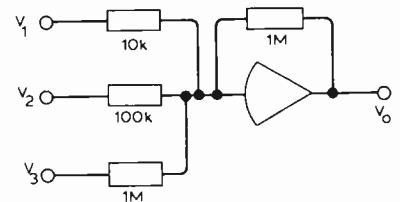


Resistors R_1 and R_f have precision values. I_{in} is zero because of the high input impedance, e_{in} is zero because V_{out} will be finite and the gain is virtually infinite. Apply Kirchhoff's first law to SJ, the summing junction,

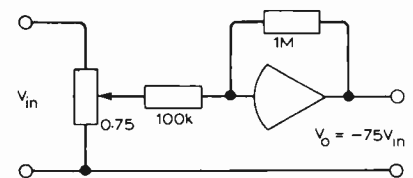
$$\frac{V_{in}}{R_1} + \frac{V_{out}}{R_f} = I_{in} = 0$$

hence
$$\frac{V_{out}}{V_{in}} = \frac{-R_f}{R_{in}}$$

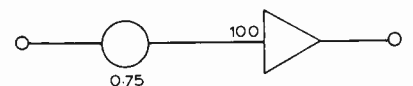
The amplifier now has a gain completely dependant on the choice of R_f and R_{in} and is always phase reversing (negative sign). A typical inverting amplifier would have a single feedback resistor of say 1MΩ and a choice of input resistors that can be used, say 10kΩ, 100kΩ and 1MΩ



Thus input V_1 has a gain of -100 , V_2 has a gain of -10 , V_3 has a gain of -1 . If some other gain is required a potentiometer is used before the amplifier. For a gain of -75 .



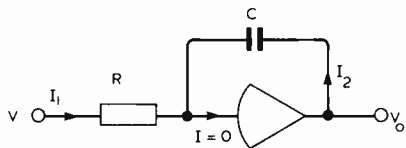
which would normally be drawn



If more than one input is used simultaneously the superposition theorem applies and the stage becomes a summing amplifier.

$$V_o = -(10V_1 + 10V_2 + 100V_3)$$

Summing integrator. To obtain an integrator a capacitor is connected in the feedback path.



Sum the currents at the input to the op-amp to zero, $I_1 + I_2 = 0$, and as a virtual earth exists at summing junction

$$\frac{V}{R} + \frac{CdV_0}{dt} = 0$$

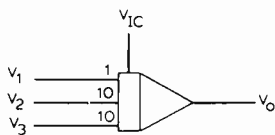
hence $V_0 = \frac{-1}{CR} \int V dt$

in words, the arrangement integrates and also scales by the factor $1/CR$.

The integral as given is an indefinite one. In practice the integration must commence from some value and this is the initial condition or boundary value in a mathematical solution. An integrator circuit for use on an analogue computer is arranged so that an initial condition can be introduced. This initial voltage is sensed and the output of the integrator at the start of the computation becomes -1 times this value. Immediately computation has commenced it is then ignored and the rate of integration depends on the input signal and the scale factor $1/CR$. Thus the integrator produces

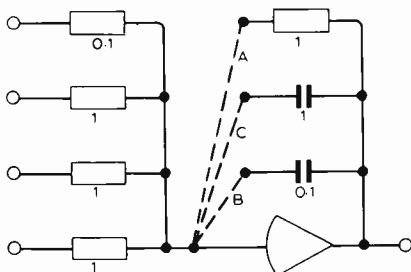
$$V_0 = \frac{-1}{CR} \int_0^t V_1 dt$$

A typical value for C is $1\mu F$, this choice of R of $1M\Omega$ gives unity gain; other gains are possible in similar fashion to that used for the summing amplifier. A diagrammatic representation of a typical integrator is



$$V_0 = - \int_0^t (V_1 + 10V_2 + 10V_3) dt - V_{1C}$$

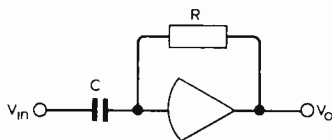
Generalised circuit for integrator or amplifier.



The capacitors and resistors are annotated not in their absolute values but in their relative values as these are less cumbersome to handle. To use the circuit as an amplifier link by external patching the summing junction to the feedback resistor. The op-amp can now be used as a summing amplifier with four inputs of gain 10, 1, 1, 1 by making the link A. Linking the summing junction to the 0.1 capacitor with link B gives four integrating inputs with gains of 100, 10, 10, 10. Using the 1.0 capacitor and link C gives integration with gains of 10, 1, 1, 1.

The initial condition voltage is applied to the input marked IC either directly from the machine voltage supply or via a potentiometer as required. When the initial condition required is zero the IC socket may be left unconnected, but it is preferable to connect the socket to earth; this ensures slightly quicker resetting times. The remainder of this section may be omitted on first reading.

Differentiator. To obtain a differentiator replace the input resistor of the amplifier circuit with a capacitor.



Summing currents at the junction

$$\frac{CdV_{in}}{dt} + \frac{V_0}{R} = 0$$

hence $V_0 = -RC \frac{dV_{in}}{dt}$

the arrangement differentiates and has a multiplying factor of RC. The differentiating circuit is rarely used and is to be avoided if at all possible. (This is usually possible by re-writing the equations in integral form). The differentiator introduces unwanted noise into the solution. Any noise present at say, mains frequency at the input of a differentiator will be amplified far more than any wanted signal at a lower frequency because its gain increases with frequency. Thus it is possible to have a differentiator output which has more noise than signal.

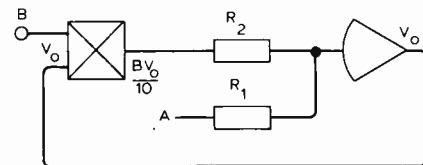
Multiplier. A four-quadrant multiplier will multiply together the instantaneous values of two inputs of either sign and produce the product at the output which is of the correct sign.

Analogue computers operate within certain prescribed voltage ranges, usually $\pm 10V$ or $\pm 100V$ depending on the type of the machine. As both of the inputs to the multiplier can lie within this range, to restrict the output to the same range the multiplier function is normally

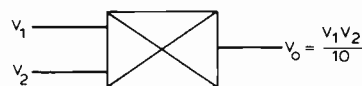
$$V_0 = \frac{V_1 V_2}{10} \text{ for a } 10V \text{ computer}$$

$$\text{or } V_0 = \frac{V_1 V_2}{100} \text{ for a } 100V \text{ computer}$$

where V_1 and V_2 are the instantaneous values of the two inputs and V_0 the instantaneous value of the output. (Use of a $\pm 10V$ computer is assumed.) The symbol normally adopted for a multiplier is



The multiplier may be used for other functions, for example to obtain A/B



At the summing junction

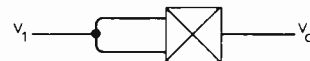
$$\frac{A}{R_1} + \frac{BV_0}{10R_2} = 0$$

$$\therefore V_0 = - \frac{A}{B} \cdot \frac{10R_2}{R_1}$$

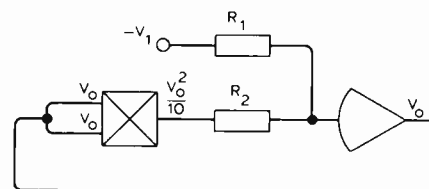
and if $10R_2 = R_1$ then $V_0 = -A/B$.

For correct operation as a divider the circuit must remain stable and hence the loop gain must be negative. This means that A and B must have the same sign. In addition B must not approach zero otherwise V_0 can easily become outside the $\pm 10V$ computing range.

For squaring the inputs to the multiplier are connected together



The square root uses an operational amplifier as well



The negative of the number to be rooted is required as input, then at the summing junction

$$\frac{-V_1}{R_1} + \frac{V_0^2}{10R_2} = 0$$

$$V_0 = \sqrt{\frac{10R_2 V_1}{R_1}}$$

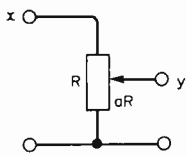
and if $10R_2 = R_1$ then $V_0 = \sqrt{V_1}$.

Operational modes

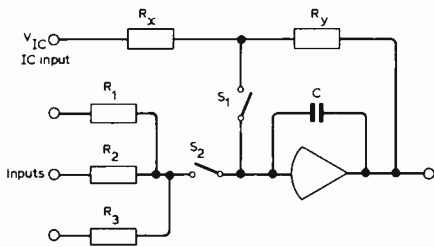
There are various modes of operation the computer can be put through to obtain a solution to a previously obtained interconnection diagram.

Potset. In this mode all the potentiometers are set up to the values allocated in the patching diagram. The

output of the potentiometer is $y = ax$ for $a < 1$, assuming zero loading on the potentiometer by the next stage. (The potentiometers are set electrically, not mechanically.)



Reset or initial conditions mode. Initial condition circuits can take various forms but the principle may be illustrated thus



At $t < 0$, S_1 is closed and S_2 open. R_x and R_y of equal value establish the voltage $-V_{IC}$ at the output of the op-amp and hence integration will start from this.

Compute, operate or normal mode. For this S_1 is opened, S_2 is closed and computation commences and continues until stopped by the operator.

Hold. The computation can be stopped at any time by switching to hold. This opens S_2 and the charge stored at the moment of switching is held on all capacitors. All points in the circuit remain at the voltage at the moment of switching. The hold may be sustained for some tens of seconds with most computers.

Repop or repetitive operation. With many problems the integration leads to a steady-state value after a few seconds of computing and there is no virtue in sustaining the computation. It is useful to be able to re-sense the initial conditions and repeat the solution. This can be done many times per second (variable control) by electronic operation of S_1 and S_2 . The multi-computation may then be fast enough to display on an ordinary oscilloscope using the external triggering facility.

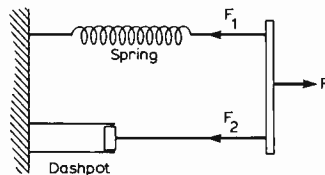
PROGRAMMING TECHNIQUES

An analogue computer programme consists of a drawing of the blocks required and the interconnections necessary between them to solve an equation. This diagram is often called the problem patching diagram as it gives details of the interconnecting patching links which are used on the actual machine. To illustrate its application firstly consider the first-order differential equation.

First-order equations

A parallel mechanical system which links together a spring and a dashpot

consists of a bar B of negligible mass attached to a spring and a damper. The other ends of spring and damper are held fixed. The spring is initially unextended. If a steady force F is applied to the bar B, what will happen to the bar B as a function of time?



Plainly the restraining forces F_1 and F_2 balance the applied force F , so $F = F_1 + F_2$. F_1 is the stiffness force kx newtons and F_2 the damping force $a dx/dt$ newtons, where a and k are constants and x is the displacement of the bar. Hence

$$F = a \frac{dx}{dt} + kx,$$

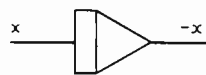
normally written

$$F = a\dot{x} + kx$$

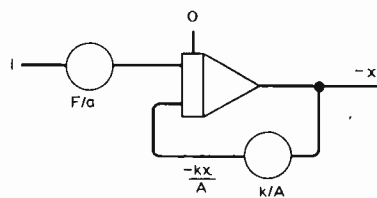
Initial displacement is $x = 0$, usually written $(x)_0 = 0$. For analogue solution this equation is re-written with the highest differential on the left-hand side

$$\dot{x} = \frac{F}{a} - \frac{k}{a}x$$

Integrating \dot{x} to obtain x also introduces a sign change.



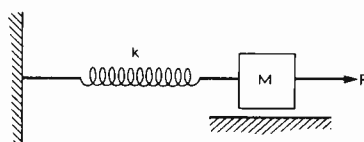
Multiply the output of this integrator by k/a and add F/a to obtain its own input.



Note the addition of the IC $x = 0$ at $t = 0$. This is the problem patching diagram. When implemented in hardware on the computer x may be obtained as a function of time by monitoring the output of the integrator with an oscilloscope or pen recorder.

Second-order equations with zero damping

Consider a mass m on a frictionless plane which is attached by a spring, stiffness k to a wall. This illustrates the solution of the simple harmonic motion equation.



The equation of motion using Newton's second law is $m\ddot{x} + kx = 0$. Assume that $k/m = 1$ to make things a little easier thus $\ddot{x} + x = 0$.

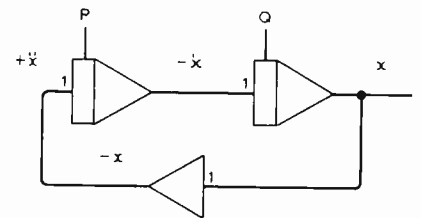
The solution to this equation is $x = A\cos t + B\sin t$

the values of A and B depending on the initial conditions of the problem. If $(x)_0 = 0$ and $(\dot{x})_0 = 10\text{m/s}$, i.e. initial displacement zero, initial velocity 10m/s , then $x = 10\sin t$. If the initial conditions were $(x)_0 = 10\text{m}$ and $(\dot{x})_0 = 0$, then $x = 10\cos t$. We should be able to obtain these solutions by the analogue method.

Firstly, re-write the equation with the highest derivative on the left-hand side,

$$\ddot{x} = -x$$

Two successive integrations gives x from \ddot{x}



The circuit is completed to fulfil the requirements of the equation at the input to the first integrator. By addition of the initial conditions either the sine or cosine solution can be obtained; $x = 10\sin t$ for $P = 10\text{V}$, $Q = 0$ and $y = 10\cos t$ for $P = 0$, $Q = -10\text{V}$.

By assuming $k/m = 1$ the angular frequency has been set at unity i.e. $f = 1/2\pi$ Hz.

Amplitude scaling

The arbitrary choice of scale factors in the previous problem ($1\text{V} \equiv 1\text{m}$ and $1\text{V} \equiv 1\text{m/s}$) must normally be avoided; it may lead either to the solution being outside the voltage range of operation or alternatively being so small as to be lost among the inherent noise.

Two main types of analogue computer in use have the voltage ranges $\pm 100\text{V}$ and $\pm 10\text{V}$. Assuming the last-mentioned value, an amplifier modelling velocity cannot cope with a maximum output of 20m/s if the scale for velocity is $1\text{m/s} \equiv 1\text{V}$. In such circumstances we are compelled not to compute v but $v/2$ and then the amplifier output will not exceed the specified limits. This restriction also applies to initial condition voltages. It may also be necessary to re-scale a problem to ensure that the initial conditions can be handled by the amplifiers.

Generally, scale factors 1, 2, 5, 10 are used, plus multiples and sub-multiples of these by a factor of 10. The factors are always chosen to make the maximum values of the problem lie within the operating range with maximum ease in interpreting results. For example if in a dynamics problem the expected maximum values were $x_m 0.1\text{m}$, $\dot{x}_m 5\text{m/s}$ and $\ddot{x}_m 100\text{m/s}^2$ one would not compute x_m , \dot{x}_m and \ddot{x}_m but $10x$, $2\dot{x}$ and $\ddot{x}/10$. These values are bracketed and called the computed variables $(10x)$, $(2\dot{x})$, $(\ddot{x}/10)$.

The task of obtaining the maximum values can be a difficult one. A first approach is to re-examine the original physical problem and see if there are any constraints which would lead to a choice in maximum values. If there are none, try mathematical analysis of the problem equation on one of the following lines.

Equations with r.h.s. zero

There are two types, the first of the form $\ddot{x} + 9x = 0$, i.e. second order but zero damping and the second, $\ddot{x} + 5\dot{x} + 9x = 0$, with damping. The first case has a sinusoidal solution of the form

$$x = A \sin 3t + B \cos 3t.$$

The initial conditions given for the problem lead to the values of A and B. The substitution and differentiation values for $x_m, \dot{x}_m, \ddot{x}_m$ are obtained. So it appears one needs to know the solution before sensible values of scale factors can be chosen. This is true for the simple case, but it is necessary to compute the solution even though the answer is known, should x or its derivatives be required as inputs elsewhere.

In the second case, the maximum values will be no higher than those for the undamped version of this equation and would be taken for a first estimate, the problem run and re-scaled if necessary.

Equations with r.h.s. constant

If the constants in $A\ddot{x} + B\dot{x} + Cx = F$ form a monotonic series, i.e. gradually increase or decrease in amplitude from left to right, then the "equal coefficient rule" applies which states that the maximum value of x is no greater than $2F/C$, of \dot{x} is no greater than F/B , of \ddot{x} is no greater than F/A ; higher coefficients follow the same pattern. If the coefficients do not form a monotonic series this is still the best starting place, but it may be necessary to re-scale the problem after the first computing run.

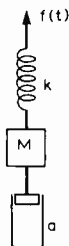
Equations with r.h.s. = f(t)

Estimate the maximum value of $f(t)$ and apply the equal coefficient rule. Re-scale if necessary. If the right-hand side is to be generated on the computer, rather than supplied as an external forcing function, then treat $A\ddot{x} + B\dot{x} + Cx = F$ and $f(t) = F$ as separate circuits to be patched, taking F in each case as the estimated maximum value of the opposite side of the equation, and then making the interconnection. Re-scaling may be necessary.

Second-order equations with viscous damping

Consider the mass-spring system with viscous damping indicated

The free end of the spring is moved according to $f(t)$ whilst x is the displacement of the mass m . The equation of motion is $m\ddot{x} = -k(x-f(t)) - a\dot{x}$ or $m\ddot{x} + a\dot{x} + kx = kf(t)$



Assume that the mass is initially at rest and measure x from this datum, hence $(x)_0 = 0$ and $(\dot{x})_0 = 0$. Taking the values $m = 10\text{kg}$, $a = 30\text{Ns/m}$ and $k = 100\text{N/m}$ gives

$$10\ddot{x} + 30\dot{x} + 100x = 100f(t).$$

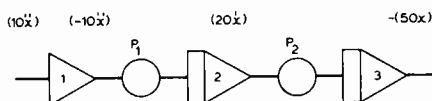
Assume that $f(t)$ is a step displacement of 0.1m. Thus $\ddot{x} + 3\dot{x} + 10x = 1$ is the equation of motion for this particular problem. Using the equal coefficient rule $x_{max} = 0.2$, so compute $(50x)$, $\dot{x}_{max} = 0.33$, so compute $(20\dot{x})$, and $\ddot{x}_{max} = 1$, so compute $(10\ddot{x})$. The initial conditions are now $(20\dot{x})_0 = 0$ and $(50x)_0 = 0$. Substitution of these variables into the problem equation, taking care to re-balance the equation, leads to

$$\frac{(10\ddot{x})}{10} + \frac{3(20\dot{x})}{20} + \frac{10(50x)}{50} = 1$$

Re-writing to obtain the patching or machine equation

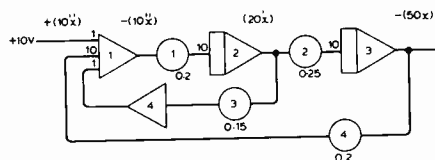
$$(10\ddot{x}) = 10 - 1.5(20\dot{x}) - 2(50x)$$

which is implemented by first drawing the forward computing path without interconnections and labelling the outputs of the amplifiers and integrators according to the computing variables



Next choose the interconnecting potentiometers and integrator gains to suit, i.e. $P_1 = 0.2$, with gain of amplifier 2 as 10, and $P_2 = 0.25$ with gain of amplifier 3 as 10. This completes the forward path.

The machine equation is now satisfied, using feedback loops to the input of amplifier 1 and the initial conditions added.



Outputs for $50x$, $20\dot{x}$, and $10\ddot{x}$ can be obtained simultaneously. The machine equation summing could be performed at the input to integrator 2, thus dispensing with amplifier 1 and transferring the position of amplifier 4 to the other feedback loop. This would be the method usually adopted, but it does add an additional complication to the scaling procedure.

Two further worked examples follow which illustrate variations to the basic design procedure shown here.

Time scaling

The time occupied by the physical problem and the time over which it is convenient to look at it on the computer may differ enormously. One may require to compute in say 30 seconds a problem which in real life occupies only micro-seconds (a chemical reaction) or years (a biological or astronomical problem). It is then necessary to compute the equations not in real or problem time but in a scaled version of it, called computer time.

In addition it may be necessary to apply time scaling because of one's choice of ancillary equipment. Many of these, which are used to obtain a hard copy of the computation, cannot respond outside the frequency range 0 to 20Hz. Thus the solution may have to be slowed down to suit the equipment.

Let problem time be t_p and computer time be t_c , then to scale up a solution to take place in a shorter time, and taking a scale factor of ten as an example, $10t_c = t_p$.

$$\text{Then } \frac{dt_p}{dt_c} = 10 \text{ and } \frac{dx}{dt_c} = 10 \frac{dx}{dt_p}$$

More generally, it can be shown that for the derivatives of x

$$\frac{d^n x}{dt_c^n} = 10^n \frac{d^n x}{dt_p^n}$$

There are two ways to implement time scaling, one could introduce the equations given above during the mathematical formulation of the machine equation. More simply, one could alternatively ignore time scaling initially and produce the machine equation as in previous work. Then to change the time scale alter the gains of all the integrators by the same amount.

Application of time scaling

Produce a solution of the problem shown in Fig. A, in one tenth of the real-time solution.

Machine equations is

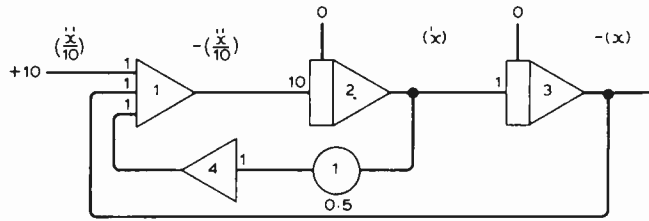
$$\left(\frac{\ddot{x}}{10}\right) = 10 - (x) - 0.5(\dot{x})$$

When $t_p = t_c$, $(\dot{x})_0 = (x)_0 = 0$. To speed up the solution by ten times, make $t_c = t_p/10$ and change integrator gains by the same factor.

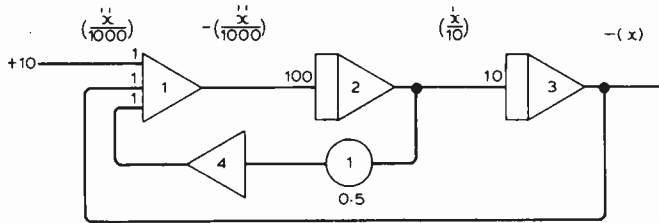
$$\ddot{x} = \frac{d^2x}{dt_c^2} = 100 \frac{d^2x}{dt_p^2} \text{ and } \dot{x} = \frac{dx}{dt_c} = 10 \frac{dx}{dt_p}$$

So the new machine equation is

$$\left(\frac{\ddot{x}}{1000}\right) = 10 - 0.5\left(\frac{\dot{x}}{10}\right) - (x)$$



a



b

$$\text{with } \left(\frac{\dot{x}}{10}\right)_0 = (x)_0 = 0.$$

Hence the equations are identical in magnitudes but the solution, Fig. B, is ten times as fast.

Ancillary equipment

The variation of voltages in an analogue computer circuit cannot be seen except by using them to drive some ancillary equipment. Very often, especially with electromechanical output devices, the operating speeds of this equipment severely limits the maximum frequency which can be present in the analogue solution. Thus time scaling becomes unavoidable.

An oscilloscope is useful because it can provide a visual presentation of computing variables with comparatively simple setting up procedures. A double-beam oscilloscope will display two analogue variables simultaneously in correct time relationship with each other. If the computation is slow then a storage oscilloscope with slow sweep speed is used with the computer in the compute mode. Faster computations can be displayed with increased sweep speed on an ordinary oscilloscope using the Repop mode and synchronizing the computations to the oscilloscope time-base sweep. □

WORKED EXAMPLES

1: Initial conditions too high. Produce a suitably-scaled patching diagram to solve

$$0.5\ddot{y} + 2\dot{y} + 15y = 4 \quad \text{with } (\dot{y})_0 = -3, (y)_0 = 1.5$$

Estimate maximum values: $\ddot{y}_m < 8$, use (\dot{y}) for computation, $\dot{y}_m < 2$, use $(5\dot{y})$, and $y_m < 8/15$, use $(10y)$.

The initial condition inputs are $(5\dot{y})_0 = -15$ and $(10y)_0 = 15$ but both of these are too high for a 10V computer so

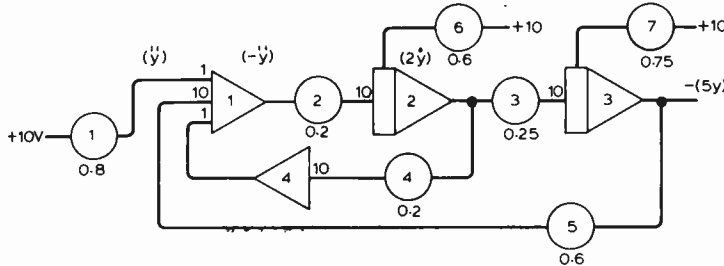
the choice must be amended. For (\dot{y}) , $(2\dot{y})$ and $(5y)$ the initial conditions will be $(2\dot{y})_0 = -6$ and $(5y)_0 = 7.5$, well within the limits of the computer.

The scaled equation becomes

$$0.5(\ddot{y}) + \frac{2}{2}(2\dot{y}) + \frac{15}{5}(5y) = 4$$

giving the machine or patching equations as

$$\ddot{y} = 8 - 2(2\dot{y}) - 6(5y).$$



2: Second-order equation with r.h.s. zero. The equation of motion of a mass which starts from rest at a distance 5 cm from a datum is

$$\ddot{x} + 9\dot{x} + 64x = 0$$

Construct an analogue computer solution to obtain x as a function of time.


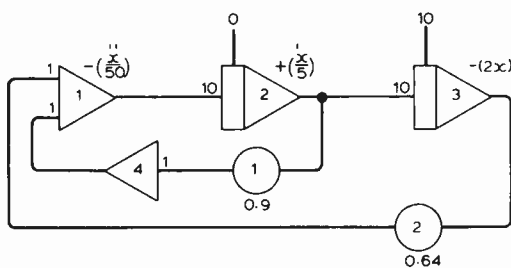
Estimate maximum values by assuming no damping; i.e. $\ddot{x} + 64x = 0$. This has a solution of the form $x = A \sin 8t + B \cos 8t$. Initial conditions are $(\dot{x})_0 = 0$ and $(x)_0 = 5$ so, by substitution at $t = 0$, $B = 5$ and

$A = 0$, and the undamped solution is $5 \cos 8t$. Hence make $x_m \leq 5$, $\dot{x}_m \leq 40$ and $\ddot{x}_m \leq 320$ and compute $(2x)$, $(\dot{x}/5)$ and $(\ddot{x}/50)$ with initial conditions $(\dot{x}/5)_0 = 0$, $(2x)_0 = 10$. The scaled equation becomes

$$50\left(\frac{\ddot{x}}{50}\right) + 45\left(\frac{\dot{x}}{5}\right) + 32(2x) = 0$$

and the machine or patching equation is

$$\left(\frac{\ddot{x}}{50}\right) = -0.9\left(\frac{\dot{x}}{5}\right) - 0.64(2x)$$



David Dawe studied for higher national certificate in electrical and electronic engineering at Devonport Dockyard Technical College. He then won a Ministry of Defence sponsorship at Southampton University to read electronic engineering and subsequently spent two years as design authority for new audio and recreational tv systems for the Navy at Ministry of Defence headquarters in Bath. He now lectures in electronics and computing at Cornwall Technical College.

RCA says "Video disc system has enormous potential"

Speaking at the 4th International Videodisc and Videogram Conference in New York city, Herbert S. Schlosser, RCA's executive vice-president, claimed that the company's "SelectaVision" video disc system will be "world-wide in scope and its potential for entertainment and education is enormous."

Although he did not disclose specific marketing plans for the system overseas, Mr Schlosser said RCA is committed to the development of its system for Europe and that technical development work has been under way for many months. He said "RCA intends to take a leadership role in developing the market for the video disc in Europe, both by direct participation and through licensing arrangements for both discs and players with other participants."

Development of the RCA system in Europe will be supported by a variety of programming and Mr Schlosser said that programmes produced in Europe will also find their way back to the USA. RCA has already obtained licenses to market in the US much European-produced material including Sir Laurence Olivier in "Henry V", "Hamlet" and "The Merchant of Venice."

One reason there will be a big demand for the video disc in Europe, he said, is that European viewers cannot receive the same number of tv channels as their American counterparts. In the US, about 50% of

households can receive nine or more stations with those in New York and Los Angeles capable of receiving 15 different broadcast stations and many more over cable systems.

In contrast, a household in the middle of London can choose from only three channels and this is also the case in Paris and Hamburg. Furthermore, in Britain and France there is virtually no programme activity on weekdays until noon, while Germany has only limited morning programme activity.

"Thus", Mr Schlosser said, "the video disc has great potential in Europe. It is a way for consumers to choose programmes they want and to play them when they want, day or night". RCA's catalogue will offer feature length films, popular and serious music, children's programmes, television feature material, d.i.y. and highlights of sporting events.

The RCA VideoDisc employs a "capacitance" technique in which a grooved disc is tracked by a diamond stylus and has been in development for 15 years. The re-play unit is attached to a colour or monochrome tv receiver and will carry a suggested retail price under \$500 in the US. Market introduction of the system in the US will take place in the first quarter of 1981 and first units will be delivered to distributors for demonstration in December 1980.

● A co-operation agreement was recently announced by Thorn EMI and JVC, the Japanese Victor Company, to manufacture and distribute JVC's video discs and the machines which will use them.

The JVC VHD/AHD (video high density/ audio high density) system is expected to be introduced into Europe and the US by late 1981 and the UK could well become a manufacturing base, with automation in Thorn-EMI being left to "standard" products and skilled labour being shifted to the video disc side.

Philips, whose system is scheduled for launch in mid 1981, plans to use a factory in Lancashire for the pressing of discs.

Computer watches the factory

Both temperature and ventilation in the petrol engine workshop of the Scania division of the Swedish Saab-Scania group in Stockholm, are now under the control of a minicomputer.

Drawing on real-time data supplied by a network of sensors, temperature and air flow are continuously monitored and compared with outside levels; the computer continuously adjusts the working of fans and air heaters in order to maintain optimum working conditions at minimum power consumption, with a claimed 10% reduction in heating oil consumption.

During the winter months indoor temperature can be held down when work is not in progress as well as during the night, at weekends and on public holidays, ready to be started up at just the right moment to ensure that premises are at a suitable temperature for human habitation.

In summer, the computer makes sure that cold night air is fed in to reduce the temperature, thereby postponing the switch-on of cooling systems in the daytime.

Construction of third satellite aerial begins

Work has started on another aerial to supplement the two already in use at the Post Office's satellite earth station at Madley in Herefordshire. The new aerial will work to a satellite in geo-stationary orbit 23,000 miles above the Indian Ocean. The first Madley aerial, in operation for more than a year, also works to a satellite over the Indian Ocean and the second, which went into operation earlier this year, beams telephone calls to a satellite positioned over the Atlantic.

Increasing telephone traffic has made the new aerial essential, with more than a million calls a month being made between Britain and 40 other countries. Call density to some countries is growing at a rate of 30% per year and this is matched by increases in telex and data traffic. Intercontinental phone calls have reached 4 million a month with 60% going by satellite either through Madley or the Goonhilly earth station in Cornwall.


The aerial project, which will cost £7.5 million, is due for completion by the contractors in mid-1981. £3 million worth will be completed by Marconi Communication Systems, the remainder being in the hands of Mitsubishi Electric Corporation via a British subcontractor, IDC Construction.

There are now eight satellites operating in the Intelsat (International Telecommunications Satellite Organisation) global system and, in addition to transmitting telephone and telex calls, live tv programmes are carried. So far, the PO has spent £17 million at Madley under its £1,000 million a year programme of investment.

The "Madley Three" aerial will have a dish diameter of 105ft (32m) and will be capable of transmitting 2,000 telephone calls and two tv programmes simultaneously. A feature of the

design is that the structure has been modified to withstand higher wind pressures than the previous two. Tubular steel is to be used instead of angle steel, making it resistant to winds gusting up to 45m a second.

Working will take place initially to an Intelsat IV A, moving later to an Intelsat V, capable of carrying 12,000 calls simultaneously.



Guglielmo Marconi, with his personal radio operator Adelmo Landini, aboard the *Elettra* in Genoa Harbour, about to activate the switch which, by radio remote control, turned on the lights at the Electrical and Wireless Exhibition in Sydney City Hall. The event took place on 26th March 1930, and Marconi had designed the selector device himself. (See "Indian scientist wins Marconi award".) Photo, courtesy of GEC-Marconi Electronics Ltd.

LETTERS TO THE EDITOR

UHF CITIZENS' BANDS

Mr Hooper's account (February letters) of the success of the u.h.f. citizens' band in Australia (not the world's first by the way — that honour probably belongs to the United States, which had Citizens Radio Class A at 462.55 to 462.725MHz from well before 1973) is interesting in that once again it shows there are several sides to a story and some silver clouds have dark linings.

In Canada we have recently been discussing the possibility of a new citizens' band at 900MHz. In commenting on this, our Council made a suggestion that if such an allocation is made, the modulation system should be different from that used on other services on adjacent frequency bands.

Our reason for this was that we understand there is a problem in Australia in that cheap equipment produced for the citizens' band is often used illegally on other nearby bands, instead of equipment meeting the proper type-approval specification applicable to those bands. Mr Hooper's comment about the u.h.f. c.b. equipment being used on the amateur bands reminded us of this.

This is not to say u.h.f. c.b. is a bad thing; it certainly is a better bet than 27MHz, if a frequency slot can be found which does not disrupt other services, and if something is done to prevent the c.b. equipment from becoming the standard equipment for commercial services nearby.

Bob Eldridge
Western Canada
Telecommunications Council
Burnaby
B.C., Canada

CITIZENS' BAND RADIO GROUP

I represent a group of people in North London keen on the establishment of citizens' band radio in this country. We see recent events (the favourable attitude of the new government, the statement made by way of ministerial reply to the Adjournment Debate on 6th December last, the establishment of national committees inside and outside parliament) as giving realistic hope that legislation is imminent and we see the time as ripe for a new emphasis, which our group will express.

Some of us are licensed amateurs — others are technologically untutored — and most are already members of existing groups, with whose activities we do not see ourselves as competing. We will wish to co-operate fully, in word and deed, with other local organisations and with the National Committee for Legalisation in the present campaign for early government action.

Our main aims, however, will be forward-looking in anticipation of the early days of the new service after it is established. Technically, we will fight no rearguard action for 27MHz a.m., for which we see no justification on technical or other grounds; sure that the British service will be at higher frequencies and with f.m. and/or s.s.b. only, we shall be informing ourselves by reference to Australian experience and USA research. Socially, we shall be studying the safety, utility and

community aspects of existing services in other countries and considering similarities and differences in what is likely to be appropriate here; and we shall give particular attention to the less obvious applications — besides those concerned with motoring use — especially applications for the benefit of such groups as the elderly, the disabled and the housebound. We shall be in touch with REACT International, make contact with local RSGB groups, study the available material on US Federal volunteer programmes such as NEAR (National Emergency Aid by Radio) and look at the European c.b. scene.

Would anyone interested in joining the group and able to reach meetings in the Barnet area once or twice a month please write to BM/NSCJ, c/o British Monomarks Ltd, London WC1.

(Name and address supplied)

WET AERIAL INSULATORS AT SEA

It is not uncommon to find in text books of the spark transmitter era some reference to "salt and soot shorting out the insulators of ships' aerials". Designers of the day took heed, usually making the aerial an "L" or "T", slung between high masts with strain insulators at either end and the down lead terminating at a feed-through insulator located at the highest point on the bridge, shielded from spray by a large brass bell. There were three points of possible leakage only, placed at maximum distance from the source of contamination.

Later text books ceased to dwell on "what everybody already knew" and gave the space to other aspects of a rapidly developing technology. As long as ships had the bridge amidships and two masts, this style of aerial was traditional, but about 1960 the shape of ships began to change; accommodation began to move aft, masts were abolished or merged with funnels. Aerials had to be hung wherever they would fit, with insulators at each zig and zag. Optimum placement of feed-through insulators was abandoned.

There is evidence that some such aerials, when wet with spray, undergo such a large shift in characteristics that they will no longer match the transmitter pi-coupler, or to put it in plain language, transmitters are rendered useless in bad weather. I refer readers to my article in the September 1979 issue of *Nautical Review* and my letter in your June 1979 issue.

Since modern 'sophisticated' manuals on radio technique fail to even recognise the existence of the "wet insulator" problem, it is necessary, in seeking an explanation of the nature of the "leakage", to turn to the fundamental literature on the physics of electrolytes. Most of these books have long since been removed from library stacks as "obsolete", but can still occasionally be found in back street second-hand bookshops.

One of the most important of these books is "Electrolytes", published in 1932 by Prof. Hans Falkenhagen of the University of Cologne, dealing with the work of a number of German researchers into the conductivities

of a wide range of electrolytes at radio frequencies, up to about 60MHz. Falkenhagen found that above about 1MHz, conductivity increases with frequency by up to 50% and Wien, whose work is also described, found a similar increase of conductivity with increased field strength. The methods used to determine conductivity were indirect, depending either on heat generated in a cell containing the electrolyte placed in an r.f. field, or on the damping of the amplitude of resonance peaks. Falkenhagen notes that "... most of the earlier methods used for determining conductivities with direct currents are inapplicable at high frequencies..." (May government radio inspectors remember that when attempting to measure the quality of insulation of ships' aerials.)

In 1907 the Carnegie Institute of Washington published a report by Arthur A. Noyes on measurement of the conductivities of a vast number of aqueous solutions over a wide range of concentrations and temperatures. Noyes tells us that "The conductance was measured by the ordinary Kohlrausch-Wheatstone Bridge method, using the induction coil and telephone", and this leads us to "Electrochemistry and Electromechanical Analysis" by Dr Henry Sand, who tells us that "... a difficulty inherent in the measurement of electrolytic resistances and conductivities is due to polarization of the electrodes. This difficulty was overcome by Kohlrausch in 1879 by the introduction of alternating current in which equal and opposite pulses neutralise each other. . . . expressed in greater detail, each pulse may be assumed to produce a polarization proportional to the amount of current that has passed through the electrode, the latter thus acting as a condenser. The whole cell therefore behaves to alternating current as a resistance in series with a large capacity..."

In his "Text-Book of Practical Physics", 1919, Lt.-Col. W. Watson goes further:

"The difference of potential between the electrodes of an electrolytic cell through which a current i is passing, when the resistance of the electrolyte is R is given by:-

$$E = Ri + P \int i dt$$

where P is a constant which depends on the area of the electrodes . . . and the electrolyte. Suppose that alternating e.m.f. of frequency $p/2\pi$ applied to the terminals of the cell . . . if applied e.m.f. follows simple harmonic law it may be represented by $E_0 \sin pt$

$$Ri + P \int i dt = E_0 \sin pt$$

Differentiating with respect to time

$$R \frac{di}{dt} + Pi = E_0 p \cos pt$$

The integral of this equation is

$$i = \frac{E_0}{R \sqrt{1 + \frac{p^2 P^2}{R^2}}} \sin(pt + \theta)$$

Where $\tan \theta = \frac{P}{Rp}$

p corresponds to ω and P could be rewritten k/c . The equation can then be written:-

$$i = \frac{E_0}{R \left| 1 + k^2 \frac{X_c^2}{R^2} \right|^{1/2}} \sin(\omega t + \theta)$$

where $\tan \theta = k (X_c/R)$

A frequency of 1kHz was considered adequate for the measurement of conductivities of cells of a few hundred ohms between electrodes. If the capacitive reactance of the cell at that frequency introduces negligible error, then that implies a large capacitance. The ability of an electrolytic cell to behave as a capacitance might be called "The Kohlrausch Effect". An aerial insulator coated with a film of sea-water constitutes such a cell; the actual area of its electrodes is probably quite small due to the customary heavy corrosion of copper at sea. (P is larger.) The presence of one or more such 'cells' on a ship's aerial may well alter the capacitance of that aerial to the extent that the pi-coupler of the transmitter connected to it, operating at about 500kHz, can no longer be dipped to resonance.

Sea water is certainly an excellent electrolyte. In every 1000 grams of the water of the Atlantic Ocean there is dissolved 27.37 grams of sodium chloride, 3.36 grams of magnesium chloride, 2.24 grams of magnesium sulphate, and significant amounts of 8 or 9 other salts. The concentration on the insulator surface will possibly be greater due to evaporation by action of the wind.

John Wiseman
London E3

Further reading

- "Electrolytes," Hans Falkenhagen, OUP, 1934 (English edition).
- "The Electrical Conductivity of Aqueous Solutions," Arthur A Noyes, Carnegie Inst. 1907.
- "Electrochemistry & Electro-Chemical Analysis", Henry J Sand, London 1941.
- "A Text Book of Practical Physics," Lt-Col. W. Watson, London 1919.
- "La Concentration En Ions Hydrogene De L'Eau De Mer — Le pH", R. Legendre, Paris 1925.

EDUCATION FOR INTEGRATION

Your leader in the March issue, "Education for Integration", left me wondering whether *Wireless World* is positive, neutral or negative about the "chip", and its manifestations. I don't expect you to be totally polarised, but I did expect a more direct lead on the subject than this piece appears to offer. It is a great pity that its rhetorical force was not backed up by a coherent set of ideas rather than the tango which emerged from "doom-laden prophecies" (the chip is O.K.) through "its lineage and capabilities do not warrant..." (the chip is unimportant) to "the microprocessor is not a work of the Devil" (a negative proposition, presumably from Kant?)

You accuse those "non-engineering persons" who dare to venture an opinion of failing to appreciate that their technical ignorance renders them incapable of forming valid opinions on the subject of the chip in general and its eventual impact on employment in particular. This sentiment is enlarged upon in a piece of expert nit-picking which points out that these n.e. persons have not yet (silly people), sorted out the difference between decade counters, op-amps and microprocessors. It seems that one needs to be told which is which and when to jump or stand at ease by the informed engineering club member.

The most glaring assumption is that which claims that a system cannot be recognised or its movement predicted unless the entire device structure is intimately understood. I don't need an engineer's intimacy with a London bus to know that unless I make the right moves when crossing the road I'm going to get flattened. In a similar fashion, it is becoming increasingly clear that those who can see the wood for the trees (without necessarily knowing how to measure the height of each pine), such as some of those who "walk out on strike whenever new technology is in the offing," are quite capable of foreseeing accurately the shape of the juggernaut which might lumber its way across their jobs, if the decisions of the professional and business manipulator are allowed to forge ahead unchallenged.

It's now pretty certain that, unlike the sentiment you have expressed, the next decade will see the retention of a smaller workforce, especially in the clerical trades, whether such workers are technically informed or not. The waving of IEE flags won't save a single job! Your claim that those who know are better able to see that things will be O.K. and, if they aren't, everyone will simply have to change, qualifies as both red herring and "inevitable march of science" dictum, but doesn't really help in the debate.

The Conservative Party's working report of April 1979, "Proposals for Information Policy", suggests in a section on trades unions that "certain computer operations, all telecommunications and some government publications and information services would be included among the limited category of vital services from which withdrawal of labour would be illegal." This indicates the importance of the issue and supports my main point because those whom you accuse of rampant ignorance — cabinet ministers, trade union leaders etc — although prone to ineffective or naive utterances on the subject, nevertheless do clearly appreciate the wider nature of the new systems even if they think Boolean Algebra is an odd modern language.

All the while you continue to carp about ill-informed comment in the media, i.e. that which concentrates on the "wonders of science" type of reporting, and fail to convince anyone that you have a better-considered view of what will probably be one of western industrial society's most far-reaching professional and social upheavals.

I. B. Hawk
Farnham
Surrey

SCIENTIFIC COMPUTER

Like Mr Freeman (February letters) I too built the Adams scientific computer to gain experience in micro-computing, but I came to it from a programming background, wishing to become more acquainted with hardware and also programming at machine code level. I was attracted by the concept of two microprocessors interacting and in my view this works well.

However, the machine has had scant, if any, mention in the micro-computing magazines. Why not? I venture to suggest that this is because (apart from only being available in kit form) there is almost no relevant software available. Effective software takes time and money to develop and most manufacturers adopt existing systems and programs, and encourage others to jump on the bandwagon. Although Mr Adams's

BURP works well, with only 26 variables and primitive control statements the machine is no more powerful than a programmable calculator with video display. The monitor is totally non-standard and existing machine code software would require extensive alteration to run under its operating system. Unless and until considerable effort is made modifying other microcomputer operating systems and interpreters to utilise the number cruncher (which ought to be perfectly feasible), Mr Freeman and others like him who want better computing facilities would be well advised to buy one of the more popular machines.

For my part, the machine has certainly fulfilled its original purpose, since the monitor is not at all difficult to understand, analyse or use. My main criticism was the automatic reset within the NMI routine, which I am pleased to see has been removed in the new version. Perhaps one can now program some dynamic video games.

Machine code programming is, however, laborious; you have to write your program on paper, assemble it on paper into machine code, then enter it. All screen listing is in machine code. So you can see what is there, but it is impossible to follow through the steps by looking at the screen because you actually think and program in the assembler mnemonics, not in the derived machine code. Furthermore if you used Mr Adams's boxed coding sheets there is no room for insertion of code during debugging. Here you have to physically move memory contents and check all jumps for altered addresses.

To overcome these difficulties I have written a disassembler/editor. This produces 31 lines on screen, each showing memory address, up to 4 bytes of machine code comprising one instruction, the standard Z80 assembler mnemonics and also, for relative jumps, the destination address. You can amend sections of code whilst looking at the listing on screen and immediately see the new disassembled mnemonics produced. An extremely useful feature for modifying programs is the facility to insert or delete blocks of NOPs (No Operation instruction) anywhere as chosen, automatically expanding (or contracting) the program and altering relative and absolute jump and call parameters as appropriate. In this way you can alter, insert and delete code extremely easily, effectively working in assembler language, instead of unintelligible machine code.

The program occupies just over 2K, which could be placed in r.o.m., and needs only a few bytes of 'scratchpad' r.a.m. and some 'stack' r.a.m. At the moment I load it from tape into r.a.m. but I have over 2½K left which has so far proved enough for my machine code programs under development.

In my view this method of development is ideally suited to this machine as it does not need the extensive r.a.m. storage that an assembler/editor would use in storing the assembler mnemonics and labels. I would be pleased to make it available to any of your readers who might be interested for, say, £5.00 to cover the cost of magnetic tape, photocopying and postage.

Regarding hardware, I am considering expanding the capabilities to include RS.232c communication as an intelligent terminal, by adding u.a.r.t.s and using vectored interrupts. I also intend to add a further 1K r.a.m. as alternative development monitor with software select (by gating the enable lines controlled by an output port latch); to extend the v.d.u. memory to 8 bits and adding read-back

facility; and possibly also to add a single step facility for debugging machine code programs.

Russell A. Gadd
21a St Ronans Road
Southsea
Hants PO4 0PW

TRICKLE, TRICKLE LITTLE CHIP

The first page of *Wireless World* plays an important part in setting the status of the magazine and it is this which has made me a regular reader of the journal. As I write, the editorial page of your November 1979 issue lies in front of me. In the first paragraph of this piece ("Trickle, trickle little chip") your aim, if I am not mistaken, is to illustrate the large reduction in the cost of microprocessors by giving the example of an Indian peasant as a possible but unlikely possessor of one of these devices. As a first class electronics engineer of state level in India, I feel it is my responsibility to remove this type of misunderstanding.

I should explain that I am 20 years old and work as a junior engineer in a computer manufacturing company called Operational Research Group System. I am at present engaged in testing a microprocessor system using an 8080 device.

I have to agree that Europe is leading us in technology by one or two decades, but it doesn't mean you can write this kind of thing. It's a question of the credit of our country and, even more, your knowledge of India and its technical development. At present about a dozen organizations here are manufacturing products using microprocessors.

Mehta Subhash Vrajral
Baroda
India

INTERFERENCE WITH MSF RECEPTION

With reference to MSF reception in the North-West (March letters), the following comments based on tests near Manchester over the past four years may encourage your correspondents.

Using a ferrite rod aerial assembly as the sole tuning element and a r.f. amplifier, both derived from a design by Bateman¹, followed by a detector designed by Cross², reliable reception of the MSF signal has been achieved in the presence of strong signals centred on 61.835kHz. The measured loaded Q of the experimental receiver is 156, with a bandwidth of 385kHz and a rejection of 20dB at 61.8kHz. The signal level presented to the detector is set at 6dB above the trigger threshold, high enough to avoid output jitter yet not so high as to seriously degrade selectivity. Constant input to the detector also minimises complications arising from unequal switching delays at the detector output, an aspect of performance which must be considered when designing the decoders. Interference at 61.8kHz is some 5dB above the 60kHz Rugby signal in this area so the net rejection is about 9dB. Perhaps surprisingly, this has proved adequate for driving fast and slow format decoders, but I would not recommend such a limited margin for a permanent clock.

Further selectivity has been obtained by adding a single tuned stage (Q=94) after the aerial (Q now raised to 168 because of

improved loading), this reducing the bandwidth to 290Hz, giving 35dB rejection at 61.8kHz. This bandwidth is lower than that adopted by Helsby³ but a c.r.o. display of the incoming code shows the 5ms pulse – the shortest in the MSF signal – to be clearly delineated. Decoder function has been consistently reliable with this more selective circuit. If only the slow code is required, an even narrower bandwidth might be practicable but I have not tested this possibility.

The 61.8kHz signal from the 100kW⁴ transmitter in Fylde is certainly an interference hazard in this district since its reception direction is only 8° from that of the Rugby signal, so little is gained from the directional properties of the typical ferrite rod aerial. Moreover, the hazard will increase if the whole of the transmitter's assigned bandwidth, centred on 61.75kHz, is brought into service⁴. However, as a receiver with a 290Hz bandwidth can deliver the MSF data, reception in difficult areas such as Salford and even Preston seems a possibility. Like Messrs Izatt and Samain, I also wonder if commercial designs, which seem to originate in the South, work successfully in the North-West, especially along the line joining the 60 and 61.8kHz transmitters.

D. J. Jeffers
Cheadle Hulme
Cheshire

References

1. D. A. Bateman, *Wireless World*, Jan 1976.
2. A. F. Cross, *Wireless World*, Feb 1976.
3. N. C. Helsby, *Wireless World*, Aug 1976.
4. Private communication.

I was interested to read the letter from Messrs Izatt and Samain in your March issue. We suffer a similar problem in the area of East Sussex, and have never achieved 100% reception of MSF fast code signals despite repeated attempts during the last four years, using various receiver designs.

As in the Manchester area, we are plagued by another transmitter using an adjacent frequency. This operates irregularly, and is at its most troublesome in the pre-dawn period. Could you or your readers help in identifying this transmitter?

Your correspondents may be interested to know that the most effective method found here for achieving usable MSF reception with the Mullard design is to add a second ferrite rod. In my case this is oriented on Rugby, overlaps the original rod by about 1½in and is bound to it with string.

I imagine that NPL must now possess a considerable fund of information on MSF reception and the various problems encountered. A contribution from them would be of interest to many of your readers.

P. J. Thomas
Seaford
East Sussex

TELETYPE COMPATIBLE TRANSMISSION PROTOCOLS

I am working on a project that involves using v.d.u. terminals in a page transmission mode and I am concerned at the lack of standardisation in Teletype compatible transmission protocols.

There appear to be two main methods of sending the information displayed on the screen. The first is to send literally everything stored in the display memory, a blank

line being represented as the number of spaces (ASCII 32) in a full line (usually 80). The second is to compress the data by suppressing trailing spaces; they are represented by either space, carriage return, line feed or just carriage return, line feed. Using the first method, carriage return, line feed may or may not be inserted at the end of a line; this is generally controlled by a switch on the terminal. However, if carriage return, line feed is typed in, it is always sent.

A problem arises at the end of a transmission as there is no easy way of determining when the last character has been sent. Some v.d.u. manufacturers overcome this problem by arranging for the terminal to send an ETX character (ASCII 03), which can easily be decoded in software by the receiver. This is the solution I favour as it provides a positive indication of the end of page. Further, I favour sending an STX character (ASCII 02) before the actual information is transmitted. The reason for this is that, in framing the transmission, substantial immunity to random characters caused by noise is obtained.

These characters must be sent automatically rather than relying on operator insertion as some manufacturers do. The reason for this is that if the operator forgets to insert characters, as will always happen eventually, the system will either lose all the data or will be hung up awaiting an ETX character. To recover from this state the receiver would need to be reset. This presents severe problems if the receiver is remote from the transmitter.

Alternatively a timeout could be used but this again presents problems, especially in terminals that compress the data, as there are often long pauses between characters. Delays of up to 42 characters have been measured. This leads to inordinately long timeouts which are inconvenient and not very easy to implement.

The simplest and most satisfactory solution to these problems is to send an STX character before page transmission and ETX after. These characters are ignored by devices not requiring them, at the most being printed as a space.

I would be grateful for reaction from readers to the above suggestion.

S. A. Jackson
Plessey Communications
& Data Systems Ltd
Beeston
Nottingham

JAMMING AMATEUR REPEATERS

Many amateurs claim that "citizens' band" operators are mainly responsible for the jamming and abuse which takes place on GB3SL and other repeaters. The c.b.ers I have met show equal contempt for jamming, both on the two-metre and their own illegal 27 MHz band.

On Sunday February 17th, GB3SL was being jammed by a 'bug'. Other amateurs and myself were on the 'parade' trying to locate the device. Although we tracked the bug down to within a few yards, it took the chairman of the Citizen's Band Radio Action Group to finally spot it.

While all the excitement was taking place a few amateurs who could still access the repeater gave graphic descriptions of their direction finding gear. With such equipment why were these amateurs not on the 'parade' – they must have been within easy travelling

distance of GB3SL to be able to access it! Where was the FM Group?

So many amateurs use the illegal c.b. operators as a scapegoat for every irregularity that occur on repeaters. We need less bickering and more action. Only by ignoring the squeakies and the grandads, using effectively your d.f. gear, will things improve. The authorities will not do it: it is up to us all.

R. C. Kennedy, G8UMB
Orpington
Kent

PICOBELS AND MILLIBELS

Peter Moncrieff's letter (March 1980, p 64) can be interpreted so as to unintentionally associate my name with a number of statements with which I disagree. I do agree that broadband frequency response differences of the order of 0.1dB (i.e. 10 millibel) can be audible under suitable conditions. My experience, however, does not confirm Mr Moncrieff's subsequent statements, and his use of the word "we" in the remainder of his letter should not be construed to imply my agreement therewith. For example, 1 picobel represents a voltage difference of approximately one part in 10^{12} , which is well below the noise level in any meaningful bandwidth. We doubt his ability to measure differences this small, even assuming they were audible!

Stanley P. Lipshitz
University of Waterloo
Ontario, Canada

C-D IGNITION PROBLEMS

Your correspondent D. J. Bruyns raised some interesting points (March letters) on c.d. ignition problems. If indeed the intermittent misfire in some engines is caused by non-ignitable mixtures at the spark gap, at the time of the spark, then surely the way to solve the problem is to improve the carburation, gas swirl and flow, to provide ignitable mixtures. The c.d. ignition derives many of its advantages by producing a short, sharp spark, and to prolong this would detract from these advantages, as the spark energy (area under the curve) would remain constant. It is significant that this has shown up in car engines as these have some of the worst gas-flow and porting arrangements of all internal combustion engines. It may well not be found on 4-stroke motorcycle engines as these have generally far greater volumetric efficiencies and b.h.p./litre figures, achieved by careful design and tuning.

However, this may not in fact be the cause of these problems. The r.p.m. at which the misfire occurs (2000) is curiously close to the usual regulator cut-in and -out speed, when the supply line may be expected to show peculiar transients. This would explain why this does not occur with conventional ignition, or on Mr Bruyns's lathe-driven test, as he presumably used a battery to power the system with no charging circuit. More modern vehicle regulators, of the solid-state variety, sometimes exhibit deliberately or accidentally oscillatory tendencies, and this could also cause problems.

My motorcycles have monotonic regulator characteristics, and alternators, and have never shown any such effects with c.d. ignitions.

On a different tack. I am surprised at the

catastrophic demise of s.c.r.s and u.j.t.s when the h.t. lead falls out of the coil. My favourite demonstration is to run the engine (a single-cylinder motorcycle 4-stroke) at various r.p.m.s and carefully to pull the h.t. lead out of the coil, to show its ability to generate sparks up to one inch long in series with the sparking plug. In the limit, the spark will track down the outside of the h.t. coil and the engine will stop. Admittedly this will tax the coil h.t. winding insulation, but no failures of any components or h.t. coils have ever been sustained as a result of this practice. Maybe insufficiently conservatively-rated components are being used. (I now use 8A, 800V s.c.r.s or triacs and a pre-trigger potential of 400V). I consider that this over-rating is essential in c.d.i. units as a failure may cause an accident, e.g. during overtaking.

Graham McLeod, G8PHA
Old Headington
Oxford

COLOUR-GRAPHICS VISUAL DISPLAY

I was greatly distressed when reading the article by Mr S. J. Marchant in your April 1980 issue to find that he claims development of an opto-isolator interface for a 14-in Sony portable television set.

This interface was developed last July by myself while working in the same department as Mr Marchant and has subsequently been marketed by Keen Computers of Nottingham.

Clive Loughlin
Hull
Yorkshire

Mr Marchant replies:

I sincerely regret my omission to acknowledge Mr Loughlin for his part in the development of the tv interface circuit, which formed a small part of my recent article. This omission was a genuine oversight on my part and I am now happy to acknowledge Mr Loughlin as the originator of the idea to use opto-isolators in this application.

The particular circuit in question was included only for the incidental reason of illustrating a suitable tv interface, and therefore did not form an integral part of the v.d.u. design.

S. J. Marchant
Beeston
Nottingham

3D TELEVISION

I disagree with Mr Lott (March letters) when he says that the relationship between convergence and focus of the eyes is the same for a stereoscopic presentation as for perspective. In a 'normal' perspective illustration there is only one picture and the two eyes always converge on the same point in that picture. There is only one tree in the distant background and both eyes look at it.

In a stereoscopic presentation there are two pictures, and they only coincide at points in the plane of the screen. There are now two trees side by side in the distant background, each eye looks at one of them but both eyes must remain focused on the screen. This is an anomalous situation and to an unpractised viewer must cause some feeling of strain.

However, as Mr Lott points out, in practice this is small in comparison with the strain

induced by inappropriate camera or projector geometry, or, worse, by vertical disparity or a relative twist between the two pictures caused by misaligned projectors.

It is important, if stereo television is to be acceptable, that the system be designed so that conditions for comfortable viewing are easily attained and, once attained, are held.

J. M. Adams
Guildford
Surrey

TRANSISTOR MUTUAL CONDUCTANCE

Mr Beasley ("Circuit analysis by small computer — 2" April issue) is almost, but not quite, correct in stating that the mutual conductance of a bipolar junction transistor is given by

$$g_m(A/V) = 35 \times 10^{-3} I_c(A)$$

The correct form, for the assumed conditions of operation, is

$$g_m = I_c \times (q/KT)$$

where q is the magnitude of the electronic charge, K is Boltzmann's constant, and T is absolute temperature. This reduces to $g_m \approx 38.7$ mS per mA of collector current at $T = 300^\circ K$. At very low collector currents Mr Beasley's formula, which involves the emitter current, will give appreciable error. It is proposed to consider some fundamental aspects of g_m in a future article.

B. L. Hart
School of Electrical and
Electronic Engineering
North East London Polytechnic

CB RADIO AND POPULATION DENSITY

In reply to W. C. Ritson's letter in your April issue I would like to make the following comments. The c.b. system described by Mr Hooper is u.h.f./f.m. and therefore essentially limited in range. I cannot see the relevance of population density figures which are averages for areas far in excess of the range of the system. Mr Ritson's only other argument seems to be the vague and highly questionable statement that "In most of the UK one is within easy reach of a telephone". It is surely obvious that the telephone and c.b. radio would provide complementary and not alternative services.

Personally, I doubt if the familiar chaos/abuse/impossible-to-police argument is the real reason for Home Office opposition. This argument, if valid, must apply with equal or greater force to an illegal 27 MHz system, but no serious attempt seems to be made to stop the sale of such equipment. 27 MHz equipment of all types is widely and quite openly advertised. One would have to be naive indeed not to believe that there is already an extensive c.b. network in this country.

By refusing to consider the allocation of the relatively small amount of spectrum space needed for a system similar to that used in Australia while turning a blind eye to the sale of 27 MHz equipment, the Home Office seems to have achieved the worst of both worlds, a situation where c.b. is denied only to the more responsible, law abiding section of the community.

W. J. Williamson, GM8MMA
Yell
Shetland



Micro-soldering!

**ANTEX
TCSU1 & CTC**

... its the perfect kit

Model TCSU1

Micro-Soldering Station

Accurate pin point temperature control between 65° and 400°C. Heating element and sensor built in tip of the iron for fast response. Interchangeable slide-on bits from 4.7 mm (3/16") down to 0.5mm. Zero voltage switching, no spikes. No magnetic field, no leakage. Supplied with miniature CTC (35-40watt) iron or XTC (50watt). TCSU1 soldering station with XTC or CTC iron **£38** (7.71). Nett to industry



Model CTC - 24 volts. Priced at **£9.75** (1.98)



Model XTC - 24 volts. Priced at **£9.75** (1.98)

Model CX 17watts - 230 volts



A miniature iron with the element enclosed first in a ceramic shaft, then in stainless steel. Virtually leak-free. Only 7 1/2" long. Fitted with a 3/32" bit. **£4.40** (1.12). Range of 5 other bits available from 1/4" down to 3/64". Also available for 24volts.



Spare element Model CX230E

Model X25 25 watts - 230 volts



A general purpose iron also with a ceramic and steel shaft to give you toughness combined with near-perfect insulation. Fitted with 1/8" bit and priced at **£4.40** (1.12). Range of 4 other bits available. Also available in 24volts.



Spare element Model X25/240E

Model SK3 Kit

Model SK4 Kit



Contains both the model CX230 soldering iron and the stand ST3. Priced at **£6.00** (1.60). It makes an excellent present for the radio amateur or hobbyist.



With the model X25/240 general purpose iron and the ST3 stand this kit is a must for every toolkit in the home. Priced at **£6.00** (1.60).

Model SK1

Model MLX 12volts

ST3 Stand.



This kit contains a 15 watt miniature soldering iron, complete with 2 spare bits, a coil of solder, a heat sink and a booklet. How to Solder. Priced at **£6.25** (1.68)



The soldering iron in this kit can be operated from any ordinary car battery. It is fitted with 15 feet flexible cable and battery clips. Packed in a strong plastic envelope it can be left in a car, a boat or a caravan ready for soldering in the field. Price **£4.80** (1.29).



A strong chromium plated, steel spring screwed into a plastic base of high grade insulating material provides a safe and handy receptacle for all ANTEX models soldering irons. Priced at **£1.60** (.64)

* VAT + P&P as shown in brackets ()



Stocked by many wholesalers and retailers or direct from us if you are desperate.

Please send me the Antex colour brochure I enclose cheque/P.O./Giro No 258 1000


Name _____

Address _____

Antex Ltd. Freepost, Plymouth PL1 1BR Tel. 0752 67377

WW — 064 FOR FURTHER DETAILS

Bach-Simpson Quality test equipment now available at new LOWER PRICES!



- A** 464A (240V. A.C.) £123
464D (240V. A.C./Battery) £143
3½ digit DMM – LED – basic accuracy $\pm 0.1\%$ – range coverage to 1000V. D.C., 600V. A.C. 20 meg ohms and 10A A.C. and D.C.
- B** 465A (240V. A.C.) £169
465D (240V. A.C./Battery) £189
As the model 464 but is fully autoranging and has low power ohms ranges
- C** 460-3A (240V. A.C.) £159
460-3D (240V. A.C./Battery) £181
As model 465 but without autoranging, but does include a self-contained edgewise analogue meter for peaks and scanning trends
- D** 461 £79
Small portable 3½ digit DMM-LED display – 23 ranges – basic accuracy $\pm 0.25\%$ – overload protection. Complete with charger, mains lead and rechargeable batteries
- E** 260-6P £49
The world's largest selling AMM – sturdy construction – taut band movement – 33 ranges – D.C. accuracy $\pm 2\%$ over a wide temperature range. Push button high speed circuit breaker together with additional fuses for excellent overload protection
- F** 260-6XLPM £61
As the model 260-6P but includes high impact shock resistant case, mirror scale and extra low voltage and low power ohms ranges
- G** 886 £149
SOUND LEVEL METER fully conforming to I.E.C. and B.S. specifications. Fast or slow response – full coverage 40-140 dB – A, B and C weightings selection
- H** 380 £159
Direct reading battery operated portable MICROWAVE LEAKAGE TESTER. Measuring microwave leakage at a frequency of 2450 MHz. Complete with carrying case
- I** 710 £81
Small compact FREQUENCY METER covering 10 Hz to 60 MHz. Accurate to ± 1 count \pm time base accuracy – switchable low pass filter.

And how have we managed this good news?

Through direct marketing we can now offer these test instruments and many many more at very competitive prices, which include Securicor delivery to your address and our product guarantee for one year. The only extra is VAT at the current rate. Existing customers need only send their purchase order direct to us. New customers – cash with order please. But first, why not write now for our multi-page catalogue and detailed price list. Remember you are looking at only a few of our instruments – there are many more *plus* a comprehensive range of accessories.



Bach-Simpson

Bach-Simpson (UK) Limited,

Trenant Estate, Wadebridge, Cornwall PL27 6HD Tel: (020881) 2031 Telex: 45451



WW — 061 FOR FURTHER DETAILS

Designing with microprocessors

2 — Step-by-step operation of the microprocessor chip

by D. Zissos and Laurelle Valen Department of Computer Science, University of Calgary, Canada

This is the second article in a series which aims to help the electronics engineer understand and use the microprocessor as a down-to-earth component in the design of electronic systems. Last month's article dealt with the basic components of the microprocessor chip. The authors now go on to describe the chip's internal functioning from the designer's point of view, using the example of a character printing operation and the sequence of states needed to achieve it.

Although the circuit complexity and range of functions of microprocessors vary widely from chip to chip, their basic operation is essentially the same. It consists of repeating cycles during which instructions are fetched from memory and executed, as shown in Fig. 1. Some instructions contain only one byte, whereas others contain two or more bytes — see Fig. 2.

This description of microprocessor operation, although it may prove adequate for the user, is inadequate for the designer who, in addition, must treat the microprocessor chip as a circuit element which can perform a multitude of functions. Although at first sight treating the microprocessor chip as a circuit element may appear to be a formidable task, when viewed as a multi-state device, its step-by-step operation can be seen in fairly simple terms, as we illustrate next by means of an example.

In our example we shall trace the step-by-step activity required to print a character which has been previously loaded into the accumulator in Fig. 3 (which is a repeat of Fig. 7 in the previous article). The peripheral in Fig. 3 is assumed to be a printer. The software required for this purpose is stored in memory and consists of three eight-bit bytes, the op code followed by two bytes defining the address of the printer (An). To print the character, the microprocessor chip in our case goes through nine states as shown in Fig. 4 (a repeat of last month's Fig. 8). If we assume for the sake of convenience a 1MHz clock, our circuit will change states every 1 μ s. The action taken in each state is explained below.

State M1.T1. The microprocessor-end of the 16-bit address bus is con-

nected to the program counter, which contains the address in memory where byte 1 is stored — see Fig. 3. At the same time a read (R/W) pulse is generated on the control bus by the timing and control unit, which causes the first byte (op code) to be released from memory and be made available on its output terminals. Note that during this state the data bus, *d*, is not being used.

State M1.T2. Let us assume that the memory takes less than 1 μ s to respond. This means that when our circuit enters state M1.T2, the first byte (op code) is available on the memory's data terminals. In this state the data bus is connected internally to the instruction register (i.r.) in Fig. 3. At this point the system designer also connects the memory chip to the data bus. This clearly establishes a direct link between the memory and the instruction register (i.r.). A suitably-timed pulse, generated

during this state, causes the op code to be copied into i.r. Note that the address bus is not being used in this state.

State M1.T3. During this state the op code is decoded. The output of the instruction decoder in Fig. 3 determines the correct sequence of states the timing and control unit is to go through for the correct execution of the instruction. In our case M2.T1, M2.T2, M3.T1, M4.T1 and M4.T2 are the relevant states. Note that in this state the address and data buses are not being used.

State M2.T1. The action taken in this state is identical to the action taken in M1.T1, with the exception that the program counter (p.c.) has been incremented. Note again that during this state the data bus *d*, is not being used.

State M2.T2. In this state the second byte of the instruction (defining the high component of the address) is available at the data terminals of the

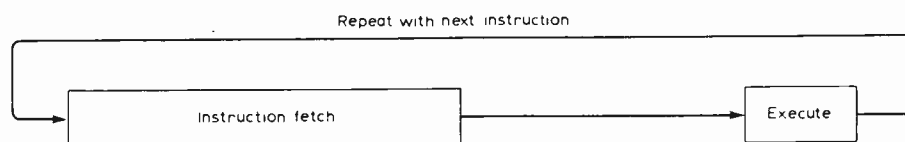
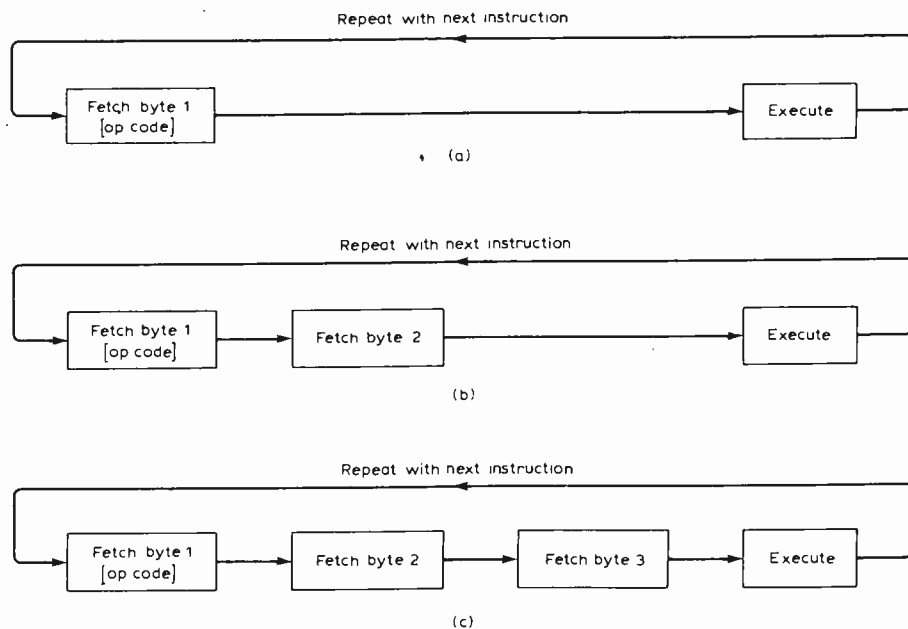


Fig. 1. The basic cycle of operation of all microprocessors, in which an instruction is fetched, executed and succeeded.

Fig. 2. Fetch-and-execute cycles for (a) a one-byte instruction, (b) a two-byte instruction, and (c) a three-byte instruction.



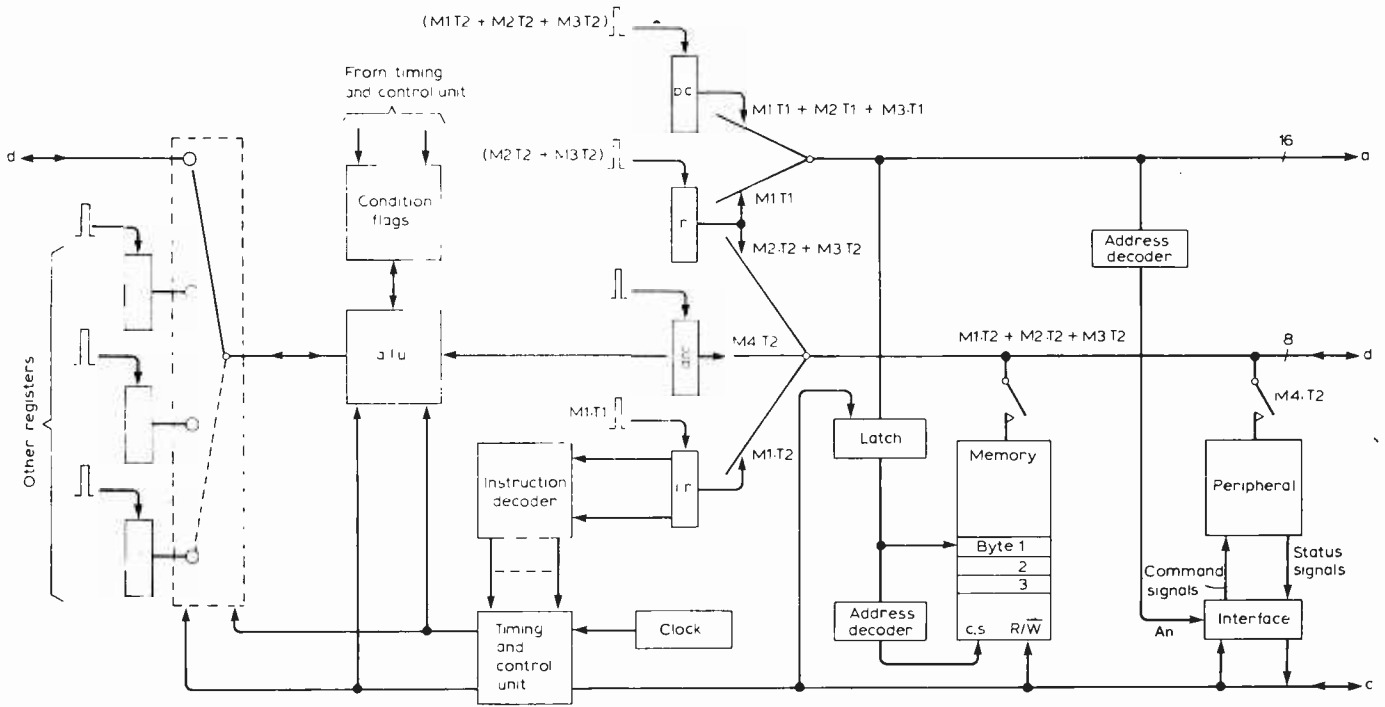


Fig. 3. Components and internal organization of an eight-bit microprocessor (repeat of Fig. 7 in last month's article).

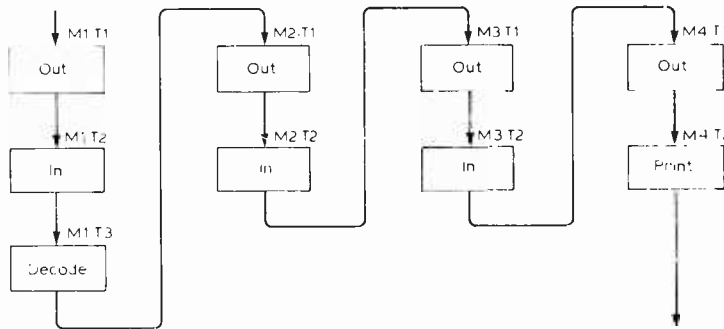
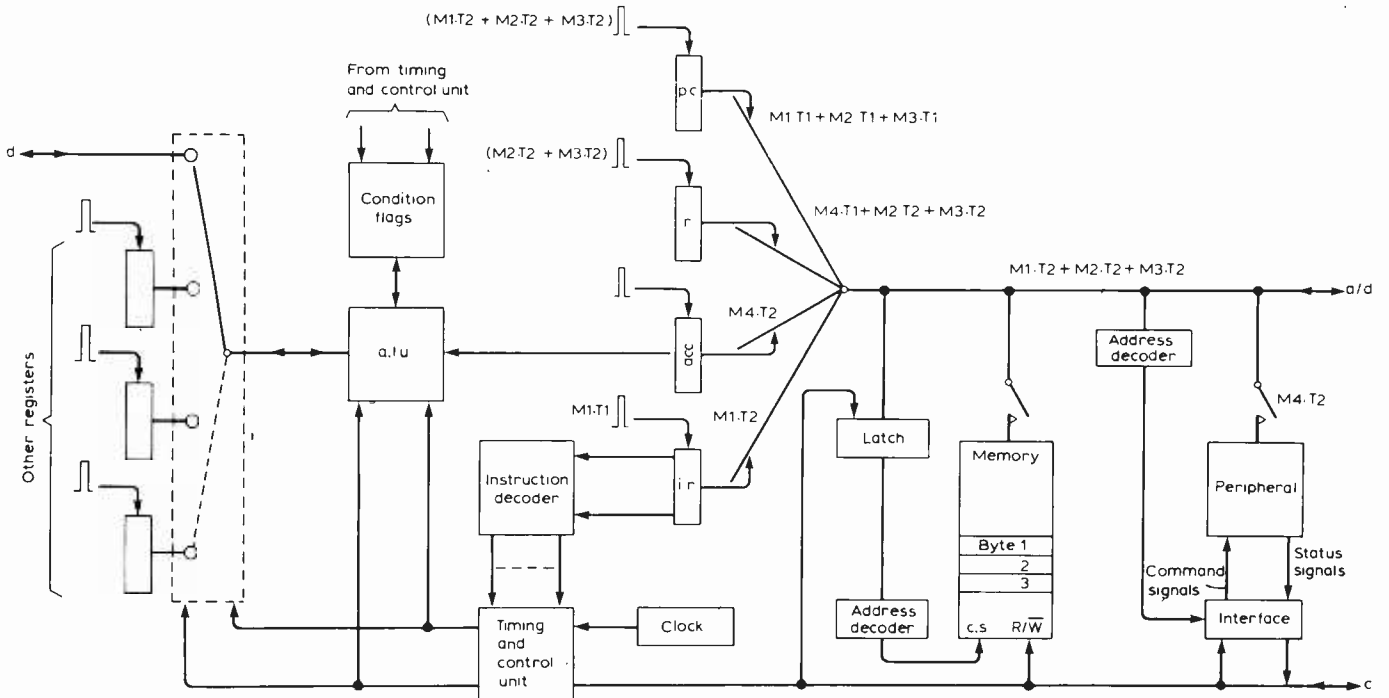


Fig. 4. Internal operation of a microprocessor chip (repeat of Fig. 8 in last month's article).

Fig. 5. Components and internal organization of a sixteen-bit microprocessor. Note that it is similar to the eight-bit microprocessor in Fig. 3 except that the address and data buses are now put onto one set of conductors, labelled here a/d.



memory. It is copied into the 'high' section of the addressing register *r* in Fig. 3 by connecting the data bus to it (which takes place within the m.p.u. chip) and to the memory. This condition is indicated in our diagram by the closure of the two switches, labelled M2.T2 in Fig. 3, and application of a pulse to the high section of addressing register *r*. Note that, as in the case of M1.T2, the address bus is not being used in this state.

State M3.T1. The action taken in this state is identical to the action taken in state M1.T1 and M2.T1, except that the program counter is pointing to the memory location holding byte 3, the 'low' component of the printer address. Note once more that, data bus, *d*, as in the case of states M1.T1 and M2.T1, is not being used.

State M3.T2. When the microprocessor chip assumes this state, the low component of the printer address is available from memory. The timing and control unit, as in the case of state M2.T2, generates appropriate routing signals that connect the data bus, *d*, to the low section of the addressing register and a timing pulse, which allows the signals on the data bus to be copied into it. The system designer must therefore ensure that the memory is connected to the data bus during this state, by closing the external switch

M3.T2 in Fig. 3. 'External' in this context means not in the microprocessor chip. Note again that, as in states T2 of machine cycles 1 and 2, the address bus is not being used.

Going through the sequence of states M1.T1 to M3.T2 constitutes the *instruction fetch cycle* in Fig. 1. At this point the microprocessor chip contains the op code defining the print operation, and the printer's address.

State M4.T1. The address bus is connected to the address register, allowing the printer's address to appear on it. This address is decoded by the printer's address decoder in Fig. 3, generating signal *An*. Note again that the data bus has not been used in this state.

State M4.T2. In this state M4.T2, the data bus is connected to the accumulator and the printer, as shown in Fig. 3, establishing a direct link between them. Simultaneously, the interface monitors the microprocessor's status signals on the control bus, which it uses to generate the appropriate command signals needed to activate the printer, allowing the character in the accumulator to be printed. Note again that the address bus has not been used in this state.

16-bit microprocessors

Reference to Fig. 3 shows that the address lines carry signals only in state

T1 of each machine cycle, and that the data lines carry signals only in state T2 of each machine cycle. No signals are carried by either set of lines in state M1.T3. It therefore follows that the same set of lines can be used for both the data and the address bus, as shown in Fig. 5. This is the basic configuration of 16-bit microprocessors.

In these first two articles we have shown that the microprocessor chip contains no special circuit, architectural or operational features that do not exist in conventional digital computers. The main difference is that in recent years the rapid development in technology has allowed more and more circuits to be accommodated in less and less space. This has created an access problem, which in practice is solved by time-sharing the microprocessor pins. A more efficient use of the time-sharing mechanism results in 16-bit microprocessors.

It follows that the design and implementation of microprocessor systems involves *injecting* and *capturing* data from the system lines at the correct time, that is, during the appropriate time slots.

The next article will deal with the need for different addressing modes. A concise description of the most commonly used modes will be given.

BOOKS

It is comparatively rare to see an author taking seriously the subject of testing and fault finding of electronic equipment at technician level. G. C. Loveday, in his book **Electronic Testing and Fault Diagnosis**, is an exception, having written a worthwhile introduction to the art which covers the theory of operation, possible malfunctioning and fault diagnosis of a wide variety of circuits.

The first two chapters are extremely thorough examinations of specification and reliability. The first covers the raising of a specification, standard forms and testing to a specification, while the second chapter goes more deeply into the subject of reliability and failure than many, more advanced texts. There follows a chapter on active and passive components, which includes details of the construction of many types and their failure modes, and three chapters on circuitry, both analogue and digital, with a practical bias towards fault finding. A final chapter is devoted to system maintenance and fault location. Exercises in construction and written tests are provided throughout. The book is a valuable contribution to the education of technician engineers. It contains 212 pages, costs £5.00 and is published by Pitman Publishing Ltd, 39 Parker Street, London WC2B 5PB.

Electronic Devices, by F. R. Connor, is concerned solely with semiconductors and ther-

mionic valves — devices using the properties of electronic motion — rather than with electronic equipment, as a loose interpretation of the title might imply.

The book is small, having only 121 pages, and though the treatment is concise, it is not possible to go into much detail on the large number of devices described. For example, junction transistors are allotted only five pages, one of which is taken up with a specimen problem and its solution. Again, although the author points out in his preface that a knowledge of vacuum devices is still essential, thermionic valves are given five and a half pages, in which diodes, triodes and pentodes are described. The sub-title of the book indicates that it is an introductory text, which may account for the summary treatment of some devices.

It is wide-ranging and begins with a better-than-average look at atomic and semi-conductor theory. The rest of the text is devoted to solid-state and vacuum devices, finishing with descriptions of c.r.t.s, photocells, i.e.ds and microwave tubes. The book is in paperback, costs £3.95 and is published by Edward Arnold (publishers) Ltd, 41 Bedford Square, London WC1B 3DQ.

Two paperbacks in the Macmillan **Electronic Projects** series are on projects around the home (No. 1) and for the car and garage (No. 2). The projects described are fairly elementary and are clearly intended for beginners,

although in No. 1 there is a complete model radio control system and the second volume includes an electronic ignition design. The books are produced with a very welcome thoroughness which is of particular importance to the newcomer to the art. The components for each project are listed at the end of each book, with type numbers where necessary, and a list of suppliers is given. Printed-circuit layouts are given for the 'home' designs (those for the car are on Veroboard) and the boards are also obtainable ready made. As an introduction to practical electronics, these two books can be highly recommended. They are published in paperback by Macmillan Press, 4 Little Essex Street, London WC2R 3LF at £3.95 (No. 1) and £3.50 (No. 2).

ECIF Buyers' Guide, published by the Electronic Components Industry Federation of 7/8 Savile Row, London W1X 1AF, is in two distinct sections. The first part lists components alphabetically, with the relevant manufacturers and precise kinds of component in the broad type class, while the second part provides much information on manufacturers, including factory and sales office addresses, associate companies, distributors, type-approvals held, trade names and company contacts, together with cross-referencing to the product section. The Guide costs £1.

Programmable attenuator — 2

Logic control for remote operation

by J. M. Didden

Part 1 of this series covered the design of a programmable attenuator/line amplifier with gain switching. This concluding article describes a digital control which will drive two attenuators in a remote volume/balance system.

Because the gain of the programmable attenuator is set by a 6-bit word in steps of 1dB, a control word which increases or decreases linearly can be used to make a volume control with the desired log. slope. A simple way to achieve this is with a 6-bit binary up/down counter but, because conventional potentiometers have endstops, the counter must not overrun. An important feature of a potentiometer is the preset capability, and this can be implemented in the attenuator by using a presettable counter and preset-pulses at switch-on.

For balance control, the most straightforward system has one channel counting up and the other down. This method is not satisfactory because for every count the volume difference changes by 2dB, and in this design the problem is overcome by clocking each channel alternately.

Counter and preset circuit

To limit power consumption and to simplify connections to the 4007 switches, c.m.o.s. is used throughout. The counter and preset circuit in Fig. 19 uses two 4029 i.c.s, and signals \overline{TC}_1 , \overline{TC}_2 , B4 and B5 detect the terminal counts. Signals B6 and B7 are always preset to 1, and the all-ones terminal count at maximum attenuation is detected by \overline{TC}_2 going to 0. When all zeros are present at minimum attenuation, B0 to B5 are 0 but B6 and 7 are still at 1. This setting is detected by \overline{TC}_1 for the least significant counter, and by B4, B5 and the Up/Down signals for the most significant counter. Signals B2 to B7 were not used to drive the attenuator because there are problems in keeping the two channels synchronized when going from volume to balance changes and vice versa.

Counter drive circuit

The counter drive circuit in Fig. 20, comprises a 4047 clock generator which also provides a signal at half the clock frequency for balance control. Four signals control the enabling and direc-

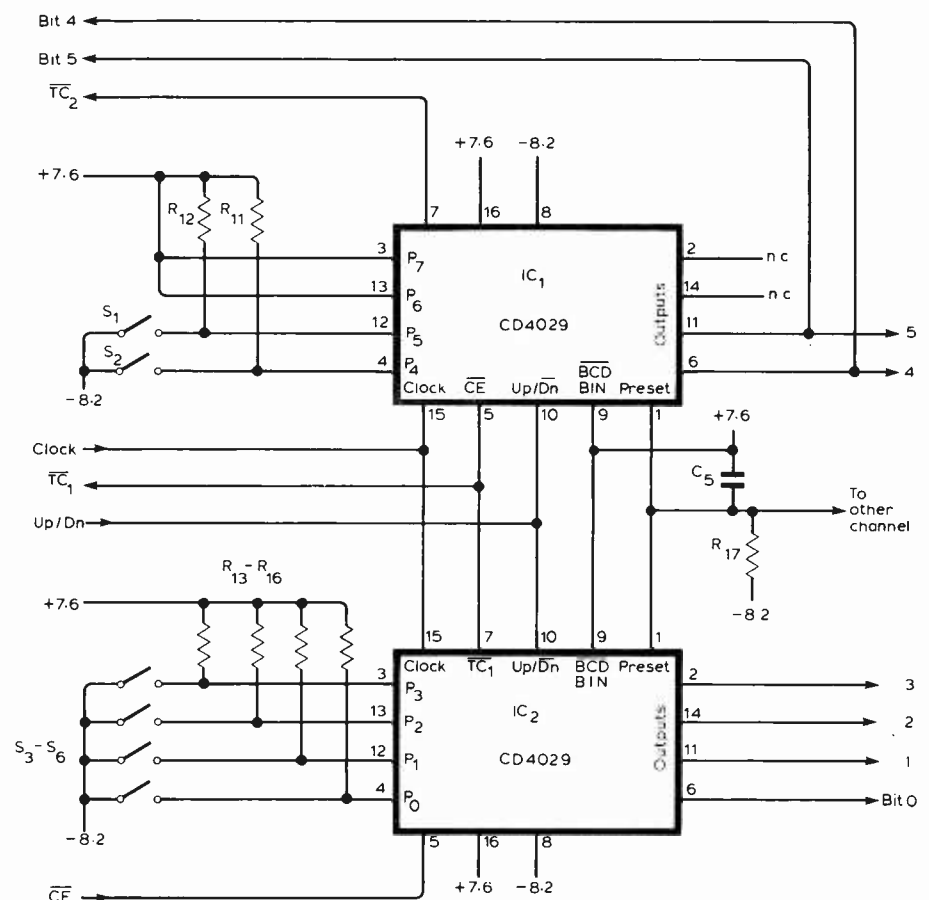


Fig. 19. Counter circuit for one channel. Switches S_1 to S_6 preset the attenuator.

Components for one channel

Resistors $\frac{1}{4}$ W

1, 5	56k
2	220k
3	1M (see text)
11-16	1M
4, 19	4k7
6-10	10k
17	100k
18	1k5
20, 24a	15k
21a	12k
21b	330k
22, 27, 28	5k6
23	2k7
24a	82k
25, 26	1k

Capacitors

1, 4	33nF
2	150pF
3	100nF (see text)
5, 6, 9-13	470nF tant. 35V
7, 8	2000 μ F 35V

Semiconductors

D_1 - D_3	1N4148
D_4 - D_7	1N4002
D_8 - D_9	8.2V 400mW
Tr_1	2N1613
Tr_2	2N2905
Gate 1, 2	4072
Gate 3-5	4073
Gate 6-9	4030
IC_1, IC_2	4029
IC_3	4047
IC_4	μ A 78GU
IC_5	μ A 79GU
A1-A4	TL084C

Miscellaneous

S_1 - S_6	6 way d.i.l.
S_7 - S_{10}	push button, momentary make
1 transformer	2 x 15V, 100mA, c.t.

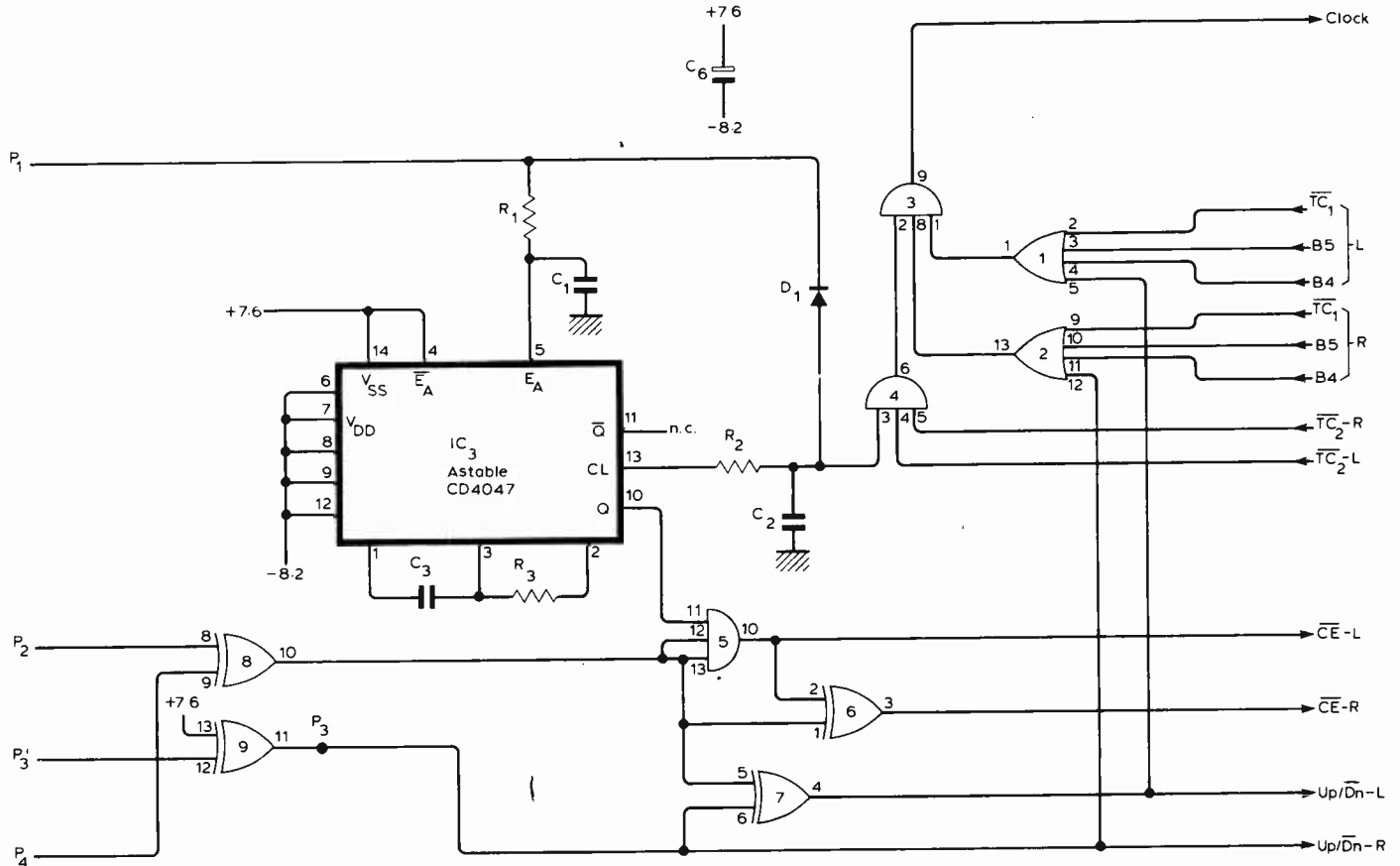


Fig. 20. Counter control circuit generates enable and up / down pulses for left and right channels.

tion of the counters. Signal P1 enables the clock-generator and $R_1 C_1$ delay this command to ensure that the other control signals have settled before the first clock pulse occurs. Diode D_1 ensures that the clock pulse immediately returns to 0 if P1 goes low, so that changes in the other control signals then have no effect. This precaution is necessary because the count-enable signal can act as a clock pulse if the clock input to the counters is a 1.

Gates 1 and 2 provide an AND function for the logic 0 signals that provide all-zeros terminal count detection, while \overline{TC}_2 detects the all-ones end count. These signals inhibit the clock pulses through gates 3 and 4. A half clock-frequency signal from the Q output enables the counters if necessary. If P2 and P4 are 0, $\overline{CE-L}$ and $\overline{CE-R}$ are low and both counters are enabled. This is the volume control mode and P3 determines whether the volume goes up ($P_3=0$), or down ($P_3=1$). Gates 6 to 8 are used as programmable inverters where, if one input is 0 the other input is not changed, and if one input is 1 the other input is inverted. If P2 becomes 1 and P4 remains 0, $\overline{CE-L}$ follows Q and the left-channel counters are enabled every other clock-pulse. The right-channel counters are enabled when the left-channel counters are not, which provides the balance mode, and P3 determines whether the volume will increase in the left channel ($P_3=1$) or the right channel ($P_3=0$). Signal P3 is inverted by gate 7 so that the counters count in opposite directions. Again, a delay network $R_2 C_2$ is used to prevent the enable and clock signals from

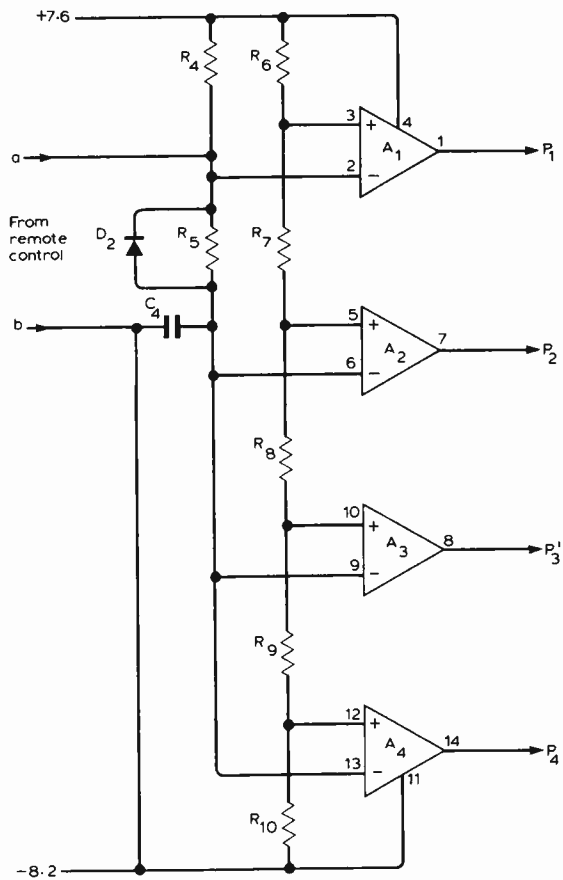


Fig. 21. Window-comparator interface provides four control signals from a two-wire remote control.

changing state simultaneously. The count-inhibit signals differ in the two modes because the \overline{TC} signals only respond to the terminal count if \overline{CE} is low. In the volume mode, when one channel reaches a terminal count, both channels stop counting. In the balance mode however, if one channel reaches the terminal count, clock-pulses for that channel only are inhibited and if the other channel is enabled it will continue to its terminal count. The count rate is determined by R_3C_3 and with the values shown it is about 5 dB/s. Maximum counting rate is limited by the switch response, but 100dB per second can be achieved.

A remote control unit can be interfaced to the circuit with a modified window comparator as shown in Fig. 21. Outputs P1 to P4 are normally at 0, but if V_{ab} is lowered to below the junction voltages of the divider R_6 to R_{10} , one comparator output after the other goes high and control signals are generated as shown in table 3. The voltage is varied simply by connecting a resistor across ab as shown in Fig. 22. With this circuit the remote control facility only requires two wires.

A power supply for the complete system is shown in Fig. 23. The logic supplies are derived from the op-amp supplies and the total current consumption is about 50mA. To ensure maximum switching accuracy, the component values shown must not be altered.

Table 3. Remote control commands

Pushbutton	Control signal				Command /direction
	P1	P2	P3	P4	
None	0	0	0	0	None
S_{10}	1	0	0	0	Volume, level decrease
S_9	1	1	0	0	Balance, right decrease left increase
S_8	1	1	1	0	Balance, left decrease right increase
S_7	1	1	1	1	Volume, level increase

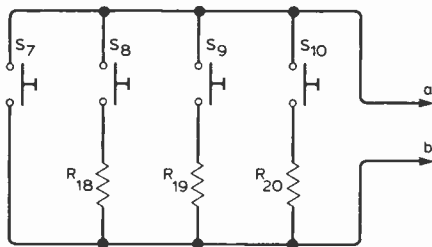


Fig. 22. Remote control connections.

Fig. 23. Power supply.


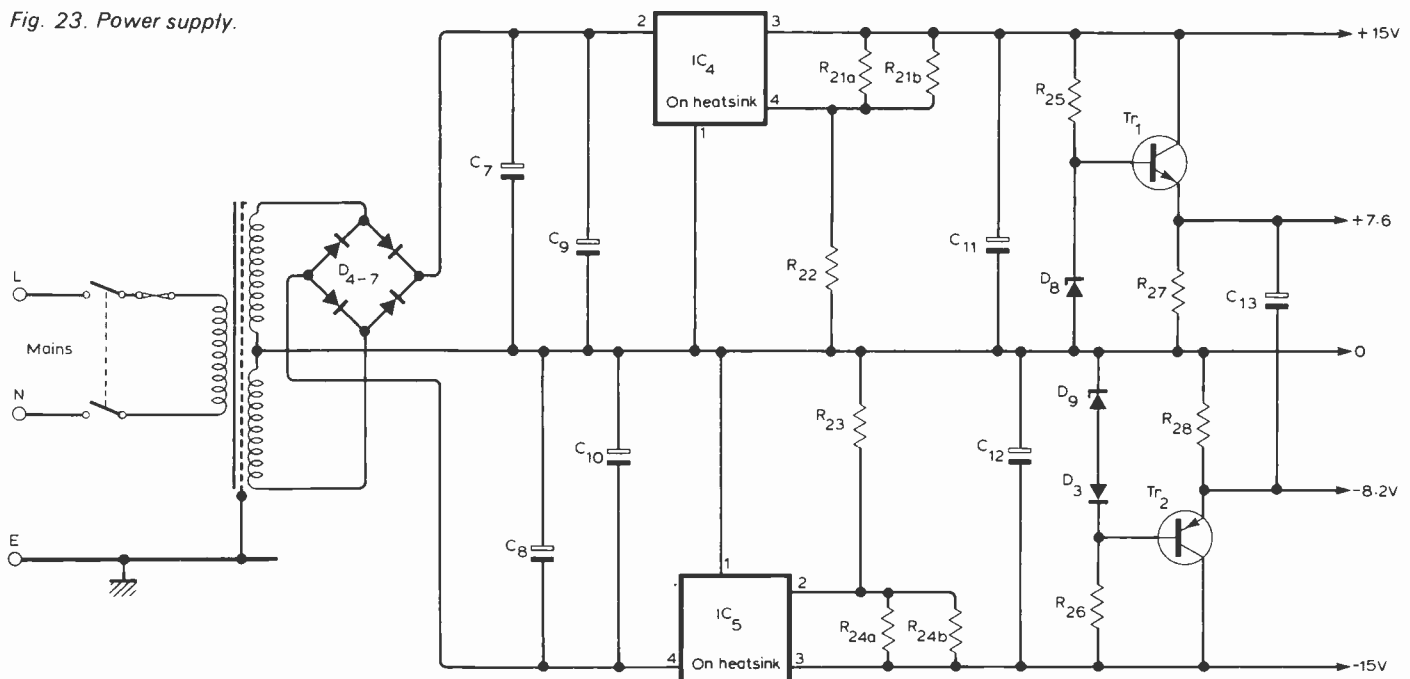


Fig. 24. Prototype remote volume / balance control system with one attenuator board removed.

GET YOUR HANDS ON A KEITHLEY 130

The pocket Digital Multimeter by which others are judged.

£79 PLUS VAT

And generous discounts start at 10 units; 5%.

Everything about the 130 is right. Easy to operate, large clear read-out. Compact, robust and reliable. With a specification few can equal in machines costing twice the price:


- Only one calibration adjustment.
- One year guarantee on spec.
- 25 ranges and five functions: ohms, DC and AC volts and amps.
- 10 amp range.
- 100 μ V, 1 μ A, 0.1 Ω sensitivity.
- 20,000 hour M.T.B.F.

All this is backed by the immense know-how of a specialist company with an enviable reputation for test equipment spanning almost all requirements from 3½ to 5½ digits.

How do you get one?

Simple. Just send off the coupon enclosing cheque or postal order. And see for yourself how the 130 measures up.

The Keithley 130 – the D.M.M. that won't stretch your pocket!




KEITHLEY

Keithley Instruments Ltd
1 Boulton Road Reading Berkshire RG2 0NL
Telephone (0734) 861287

Please send me To Keithley Instruments Ltd, 1 Boulton Road, Reading, Berkshire.
 I enclose a cheque/postal order for Keithley 130(s) at £90.85 including V.A.T. each.
 Name _____
 Address _____
 Allow 21 days for delivery.
 This offer includes postage and packaging in the United Kingdom only.

The 935



full-function DMM,
from
Data Precision

HANDY • VERSATILE • TOUGH • PRECISE

HANDY—easy to hold, to carry, to use, to read. Always at hand to make difficult measurements easy.

VERSATILE—all the functions and ranges you need... 29 in all: volts and amps, a.c. and d.c., switchable Hi and Lo ohms.

TOUGH—built to take the rough and tumble of field service and survive normally disastrous overloads the 935 will stay in cal.

PRECISE—basic 0.1% d.c. accuracy—better than many bench models!

VISIBLE—big, clear, high contrast 3½ digit LCD display, readable anywhere. ½" characters.

EXPANDABLE—accessories extend measurements to 1000A, 40kV, r.f. at 700MHz or temperature from -60 to +150°C.

INEXPENSIVE—the 935 has the lowest price tag of any high performance hand-held DMM at £85 U.K. mainland delivered exc. VAT It uses a low cost PP9 battery which can give up to 200 hours use.

Get the leaflet now and see why your next multimeter should be a Data Precision 935!

sole U.K. agent

Contact:



Farnell International

WETHERBY • WEST YORKSHIRE LS22 4DH • TEL: 0937 61 961 • TELEX 557294 FARIST G OR LONDON OFFICE — TEL: 01 864 7433

WW — 024 FOR FURTHER DETAILS

I.E.E.E. bus standard

Controlling measuring instruments with minicomputers

by P. R. Ellefsen B.Sc.(Hons), M.I.E.E, Hendry Electronics

The variety of so-called "standard" bus systems in existence nowadays may at first seem confusing, but it is possible to categorize them in a number of ways. The most tangible division is to be made between what may be called "internal" and "external" buses. Internal buses tend to be "fixed" in nature, often taking the form of a system backplane. Examples of mini and microcomputer buses conforming to this description are Intel's "Multibus," Zilog's "Z-Bus," National's "Microbus," Altair's "S-100," and the recently proposed "Modbus." External buses, by contrast, tend to be temporary or movable, the hardware normally taking the form of a flexible cable with a plug fitted to one or both ends. The bus described by the I.E.E.E. 488 standard is such a system. This article will attempt to acquaint readers with the fundamental philosophy and nature of the I.E.E.E. 488 interface bus standard, together with some of its physical attributes.

The first question to be answered must be: why do we need an interface bus standard? The answer lies in the rapid development during the last ten years of cheap and powerful mini-computers and microprocessors, together with versatile and accurate programmable measuring instruments. This development has led to the possibility of building "automatic" (i.e. program-controlled) measurement and test systems from separate instruments as in the example of Fig. 1. The benefits obtainable from such automatic systems are manifold and result largely from the ability of the system to perform repetitive measurement tasks swiftly and accurately without getting bored, or needing holidays. To realize this sort of system, a communication network is required and, to achieve uniformity in various programmable instruments from various manufacturers, the I.E.E.E. 488 standard was created and now has almost universal acceptance.

The interface standard is defined in the publication "I.E.E.E. 488-1975" which has also been adopted by the American National Standards Institute (A.N.S.I.) as "A.N.S.I. MC1.1-1975." The International Electrotechnical Com-

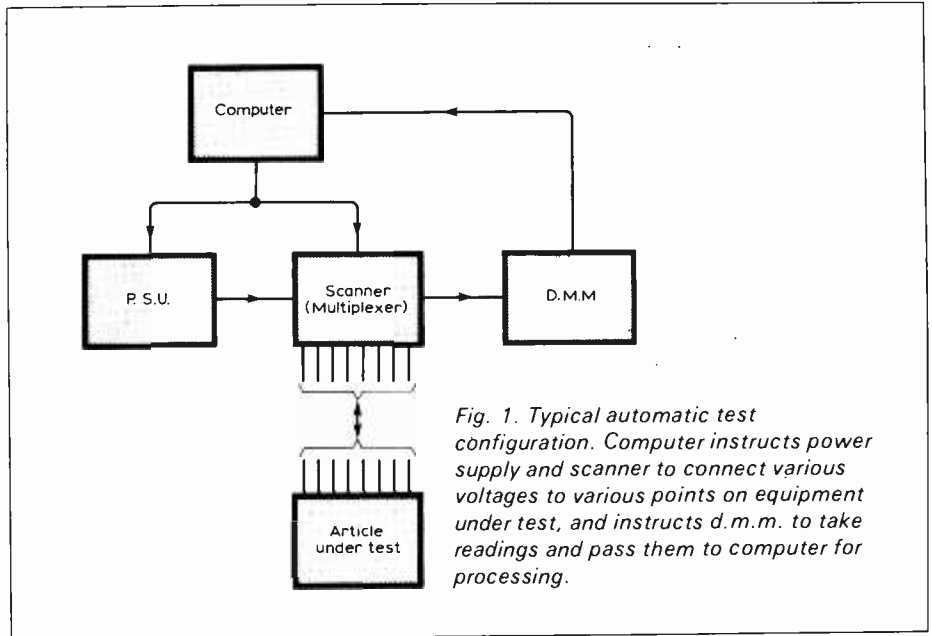


Fig. 1. Typical automatic test configuration. Computer instructs power supply and scanner to connect various voltages to various points on equipment under test, and instructs d.m.m. to take readings and pass them to computer for processing.

mission (I.E.C.) also intends to publish the standard, with a few minor differences, but it is still in draft form at the moment². Recently, the I.E.E.E. published a revision, I.E.E.E. 488-1978, which contains a few clarifying additions to the 1975 standard. The interface system is commonly known by many names: I.E.E.E. bus, I.E.C. bus, GPIB (General Purpose Interface Bus) ASCII bus (misleading), and HP-IB (Hewlett Packard Interface Bus, a trade mark). This last title refers to the fact that Hewlett Packard Limited developed the interface system, and hold a patent on the three-wire handshake protocol.

Of the five essential elements of a complete interface system, four are fully defined in the I.E.E.E. standard: — the mechanical features, e.g. connectors, cables; the electrical aspects, e.g. logic levels, loading; the device capabilities (called functions); and the communications protocol, i.e. the way in which information is transmitted and received. The fifth element, which is undefined in the standard, is the coding and interpretation of the data transmitted on the bus. To explain this omission, an analogy is possible with human communications, in that we communicate vocally by setting up air vibrations, and we do not all speak at once (protocol) but the meaning of the air vibrations is defined by language (or

even sometimes by dialect). Thus data representing for example "R3" may be interpreted by a programmable meter as "set range 3 (2.000V)" and by a printer as "print the letter 'R' followed by the digit '3'." Clearly, not all possible interpretations can be dealt with by this standard. An important concept to note is that the bus-to-device interface system may be divided into four functional elements, shown in Fig. 2; the device itself, the device interface, the bus interface, and the bus itself. The standard

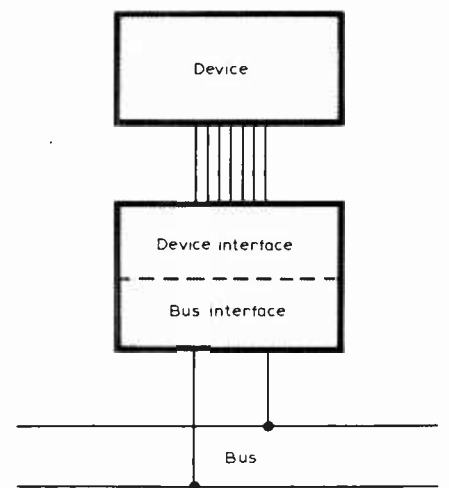


Fig. 2. Four elements of the bus-to-device interface.

covers only the latter two sections. In practice, the division between the bus interface and the device interface may be difficult to discern, but the important functional distinction to be made is between the device which performs its normal functions of measurement etc., and the bus interface whose job it is to connect the device to the bus.

Bus description

The tangible elements of the interface bus are the cable and the characteristic "piggy-back" connectors. The cable is a screened and sheathed cable containing 24 (or more) conductors terminated at each end in a standard connector, which comprises two elements, a plug and a

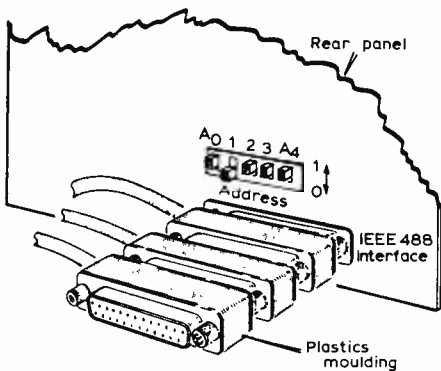


Fig. 3. Typical instrument rear panel, with piggy-back connexion of several plug-and-socket combinations.

socket, both 24-way, arranged so that the open (mating) ends of both point away from each other, as in Fig. 3. This enables the cables to be connected to instrument rear panel sockets, and attached using jack-screws integral to the piggy-back connector, and further cables to be connected in parallel ("piggy-backed"). This system ensures that all pins 12 (for example) are automatically connected together, to ensure that, using standard, readily available leads, the system builder can assemble a working set of equipment without having to do any soldering, or worry about which wire goes where.

The typical rear panel in Fig. 3 shows a miniature switch, which allows the instrument to be uniquely identified to the bus system by means of an "address" settable by the user. Occasionally, the address switches may be inside the instrument, and may even be wire links on a p.c.b.

Sixteen wires (lines) carry t.t.l. signals, the remaining eight ways of the 24-way connector being used for earths. The sixteen signal lines are all low active true (i.e. logic '1' is $<0.8V$), and can conveniently be divided into three groups; data, management, and data-byte transfer control (handshake), each being assigned a mnemonic, as shown in Fig. 4.

Since all the devices connected to the bus are in parallel, some means of allowing one device to control the state

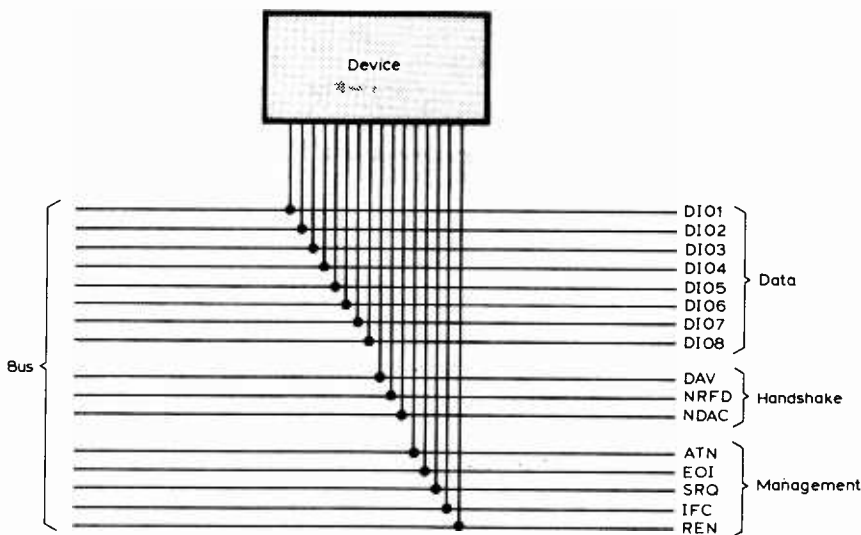


Fig. 4. I.E.E. bus lines.

of a bus line has to be provided. The available options are twofold: three state logic, and wired-OR. The more universal, and cheaper, wired-OR system is used. To reduce the delaying effects of distributed line capacitances, every instrument connected to the bus has a resistive terminating network at its terminals, together with a receiver, or a driver, or both, depending on whether the instrument has to receive or transmit data, or both. Figure 5 shows the arrangement.

Boundary specifications

At this stage, one can now appreciate the boundary specifications set out in Table 1. The cable length restriction,

Maximum cable length:	2m/device or 20m, whichever is least.
Maximum data transfer rate:	1 Mbyte/sec (1 byte = 8 bits) (practically limited to <250 kbytes/sec.)
Maximum number of devices on standard bus:	15

Table 1

imposed by cable capacitances, is not normally a problem but can be overcome, if necessary, by the use of a 'bus extender,' a device which converts the bus traffic into serial form for transmission over, for example, telephone lines, and re-converts at the remote end of the telephone lines. The timings imposed by the standard ensure that data will be satisfactorily transferred at 1 Mbyte/sec, although very few instruments will handle data at this rate, and careful layout of interconnecting leads is needed. A tacitly agreed limit of 250 kbytes/sec is therefore normally accepted. The limitation of 15 devices is imposed by fan-out considerations of the drivers but, again, this can be overcome by a bus buffer or bus extender.

Device functions

A device connected to the bus can be in one of three distinct states – inactive, receiving or transmitting. To enable the last two states to occur, two functions are defined in the standard; acceptor handshake (AH), and source handshake (SH) respectively. These functions, when active, ensure that data is successfully taken from or put on, the bus. The details of the actual data transfer process (handshake) are described later on.

The transition from, for example, an inactive state to a receiving state is achieved by commanding the device (using its address as set up on the switches on the device) to "listen;" if the device can be addressed in this manner, it is said to be fitted with the listener (L) function. The transmitting counterpart is called, logically enough, the talker (T) function. Normally, a computer or desk-top calculator has overall control of the bus, and alone is able to address (assign) talkers and listeners. To enable

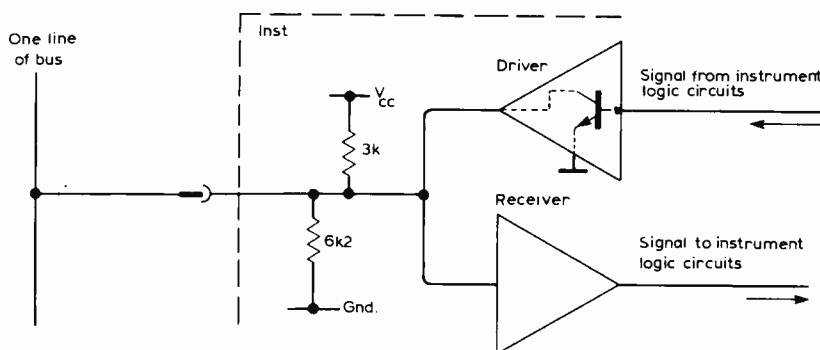


Fig. 5. Instrument interface to reduce effects of stray capacitance.

it to do this, it is fitted with the controller (C) function. Only one controller may be active at any time in a system. Note that the controller function does not imply any ability to make decisions, nor has it any intelligence: the sequential functioning of the system is executed by a software program which is in communication with the controller function, a difficult but important concept. These five functions are the main five described in the standard, a further five being shown in Table 2: remote/local – means of setting a device to be controlled by bus commands (remote) or by its own front panel controls (local); device trigger – devices fitted with this function can all be triggered (e.g. to start a measurement) simultaneously by the bus; device clear – a function to allow a device to be reset to a known condition (normally the power-on or idle state); service request and parallel poll, which are described later on in the section on polling. Various subsets of these functions are defined in the appendix to the standard, the number of subsets being shown at the right of Table 2 for each function. Note that “not fitted” is a valid subset, so that for example, T0 describes the absence of any talk capability.

Addressing

If it is required to make a particular device become a talker, its 5-bit address is put onto the data lines (in the least significant five bits) by the controller, which also sets DIO7 and DIO6 to logic 1 and logic 0 respectively to indicate that it is a talk address. While transmitting this address, the controller also sets ATN, one of the management lines, true to indicate that a command (as opposed to data) is present on the data lines. As soon as the controller sets the ATN line false, the addressed device will start to put data on the bus. If a device has both talker and listener functions, it still only needs one address, and the distinction between addressing it as a talker and addressing it as a listener is provided by the controller, which sets DIO7 and DIO6 to 0 and 1 for a listen address. The address “11111” is reserved for use by the controller as an “unaddress” command. Hence “101111” sent with ATN true means “unlisten,” and sets all existing listeners to their unaddressed state (i.e. not receiving data). Talker unaddressing has another aspect to it; obviously only one talker can exist on the bus at any one time, otherwise chaos would result, and two ways of unaddressing a talker therefore exist – the “untalk” command “011111,” and also any talk address except that of the present talker. Thus if device A is currently a talker, and device B is addressed to talk, device A automatically unaddresses itself. Provision is also made in the standard for minimal systems to be constructed. To this end, devices may have ‘talk only’ and ‘listen only’, and a possible system comprises a

7	6	5	4	3	2	1	0	0	0	0	1	1	1	1
DIO							0	0	1	0	1	0	1	0
							NUL	DLE	SP	0	@	P		p
							SOH	DC1	!	1	A	Q	a	q
							STX	DC2	"	2	B	R	b	r
							ETX	DC3	#	3	C	S	c	s
							EOT	DC4	\$	4	D	T	d	t
							ENQ	NAK	%	5	E	U	e	u
							ACK	SYN	&	6	F	V	f	v
							BEL	ETB	'	7	G	W	g	w
							BS	CAN	(8	H	X	h	x
							HT	EM)	9	I	Y	i	y
							LF	SUB	*	:	J	Z	j	z
							VT	ESC	+	;	K	[k	{
							FF	FS	,	<	L	\	l	
							CR	GS	-	=	M]	m	}
							SO	RS	.	>	N	^	n	~
							SI	VS	/	?	O	-	o	DEL

Fig. 6. ASCII 7-bit code.

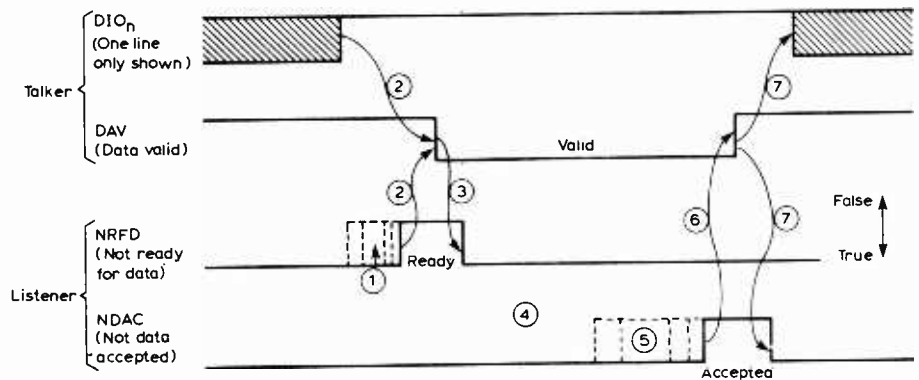


Fig. 7. Sequence of events during the handshake process.

‘talk only’ instrument, one or more ‘listen only’ instruments and no controller.

Description of individual lines

Data lines. The data lines (DIO1 to DIO7) carry all the variable information on the bus; data, addresses, and commands. As mentioned earlier, the coding and interpretation of the data on these lines is not defined, and is left to the user, and the instrument manufacturer. Normally, the ASCII 7-bit code shown in Fig. 6 is used, the last (most significant) bit, DIO8, being unused, or occasionally, at the user's discretion, used as a parity bit. The 128 characters definable with this code include lower and upper case characters, digits, punctuation marks and symbols, and about 30 control characters (e.g. line feed).

Management lines. The five management lines allow the controller to perform all the management operations on the bus. The attention line (ATN) is used to inform the system that an interface message (e.g. address, or other command) is present on the DIO lines. Data transfer does not and indeed cannot take place while ATN is true. End or identify (EOI) is used, optionally, by a

Table 2

Mnemonic	Description	No of sub-sets
AH	acceptor handshake	2
SH	source handshake	2
L	listener	5
T	talker	9
C	controller	29
RL	remote-local	3
DT	device trigger	2
DC	device clear	3
SR	service request	2
PP	parallel poll	3

talker to indicate the end of a multi-byte transfer (e.g. at the end of a voltmeter reading), and is set during the transfer of the last byte. It is also used during parallel polling, described later. Service request (SRQ) is set by any device, assuming that it is fitted with the SR function, to indicate that it requires service. It is effectively a flag, analogous to a pupil raising his hand to attract the attention of the teacher (controller). It may be set for a number of reasons defined by the instrument designer; for example it may indicate the end of a long measurement period on a timer-counter, or over-range on a meter, or out-of-paper for a printer. Interface

clear (IFC) is used, by the controller only, to reset the interface to a known state, normally the idle state. Note that it has no effect on the device status, and so is distinct from and complementary to the device clear function. Remote enable (REN), when set true by the controller, sets all devices fitted with the RL function into a state where their information is derived from the bus rather than from their front panel controls. The instruments are returned to local operation by the controller sending the "go to local" message (0000001) with ATN set true.

Handshake lines. The set of three lines called data byte transfer control lines, more familiarly known as the handshake lines, operate in an interlocked manner according to a protocol which ensures accurate and successful transfer of data bytes. The three lines are designated "data valid" (DAV), "not ready for data" (NRFD), and "not data accepted" (NDAC). Data is transferred on the bus in a bit-parallel, byte-serial manner, that is, all eight bits of an eight-bit byte are transferred at the same time, followed by the next eight-bit byte. The bytes are transferred asynchronously; in other words, there is no system clock to determine transfer speed and timing, transfer occurring at a speed determined by the slowest (addressed) device on the bus. How this happens can be seen with the help of Fig. 7.

1. The addressed listeners set NRFD false (i.e. ready) as soon as they are ready to accept a data byte.
2. As soon as the slowest listener has set NRFD false, the NRFD line acquires a value of false (open collector drives used as wired-or). When NRFD is false, and the talker has valid data, the talker sets DAV true to indicate the authenticity of the data byte present on the DIO lines.
3. On seeing DAV go true, all listeners reset their NRFD line to true.
4. The listeners now accept, and probably latch, the data byte.
5. One by one, the listeners indicate their acceptance of data by setting NDAC false, but as with NRFD, the NDAC line only acquires a value of false when all the listeners have accepted.
6. The talker, on seeing NDAC false, resets DAV to false.
7. The listeners reset NDAC to true immediately DAV goes false, and the talker can now place another data byte on the DIO lines. The cycle can now recommence.

Polling

Polling is the name given to a systematic invitation to instruments to inform the controller of their status. Two types of poll are provided for in the standard: serial poll and parallel poll.

Serial poll. Serial polling is a one-by-one interrogation of the devices on the bus by the controller, usually as a result of

one or more devices having set SRQ true. The sequence of events constituting a typical serial poll is as follows.

— The control program (the software providing the sequencing information) notices SRQ is set true, and decides whether or not to take any action. The criteria for this decision are built into the control program by the program writer.

— If it decides to respond, it commences a serial poll by terminating, normally in an orderly manner, the current bus transactions, and unaddressing the current listeners and talker.

— The controller then transmits the "SPE" (serial poll enable command), by setting DIO7 to DIO1 to 0011000.

— The first device in the list of devices to be polled (the list being contained in the software program) is addressed as a talker by the controller.

— On removal of the ATN signal by the controller, the addressed device, instead of putting data on the DIO lines as it would normally, puts onto the DIO lines a word containing its status information. In particular, DIO7 is set true if the device had set SRQ true. The other DIO lines may be used to signify other messages, but this is left to the instrument designer.

— If the addressed device was the one which had set SRQ, it now resets it, and the control program will normally exit the serial poll mode by sending the serial poll disable (SPD) message (0011001) on DIO7 to DIO1. Otherwise, it continues its search for the device which set SRQ by addressing the next device on the list.

Parallel poll. The parallel poll differs from serial poll in four major respects: it is not a function of, nor does it reset, the SRQ line; it is fast; it requires a commitment on the part of the control program to conduct the poll on a regular basis; and it can only ascertain uniquely the status of eight devices.

The speed advantage of the parallel poll derives from the fact that up to eight devices can simultaneously declare their status without the need for any of them being addressed.

At the beginning of the software control program is a configuration section whose purpose is to define, in the devices to be parallel polled, the manner in which they are to respond to the poll. This configuration comprises three steps.

☛ The first device is addressed as a listener by the controller.

☛ The controller then sends the parallel poll configure (PPC) message (0000101) on DIO7 to DIO1. The device is now prepared to receive its configuration information.

☛ The controller then transmits the parallel poll enable (PPE) message which contains the information on how the device is required to respond in the event of a parallel poll: DIO7, 6 and 5 are set to "110," DIO4 is

set to 1 or 0 according to whether a 1 or a 0 is required as an indication that the device wishes to request service, and DIO3, 2 and 1 are set to the binary representation of the DIO line number on which the device is to place that indication. Thus "1101011" will configure the device to set DIO3 to logic 1 during parallel poll if it has requested service.

The controller unaddresses the device, and addresses and configures the next until all required devices have been configured. The parallel poll system is now ready for use.

To conduct a parallel poll, the controller simply sets ATN and EOI true, and all the configured devices respond within 200ns with their status. The restriction of eight instruments is imposed by the fact that there are only eight DIO lines. However, due to the open-collector drivers, more than one device can be assigned to a particular DIO line, and wired-OR or wired-AND configurations can be set up by configuring the devices to set a 1 (low, true) or a 0 respectively in response to parallel poll.

I.E.E.E. 488 realization

The simpler, basic functions (AH, SH, L, and T), can be fairly simply realized using a few t.t.l. packages, but the package count increases rather swiftly as other functions are included. However, a number of devices are available, or will be shortly, which achieve the interface functions using a single chip with external bus transceivers. Among these are the HEF4738 from Mullard, and the Motorola MC68488 and Intel 8291, both of which are very suitable for use with microprocessors. All three provide talker and listener functions. The Intel 8291 will shortly have a companion, the 8292, the pair together providing talker, listener, and controller functions.

Apart from dedicated integrated circuits, modular bus interfaces are available in card form from Ziatech (USA) and Micrologic (Germany), and in cased, self-powered form from such manufacturers as Fairchild and Micrologic.

Another machine which is useful is the CBM "PET" which is fitted with the I.E.E.E. interface as standard, except that an edge connector, rather than the standard connector, is used. The PET enables the user to operate the controller function through a high-level language (Basic) or, with more flexibility, from assembler language.

References

1. "I.E.E.E. Standard 488-1975, I.E.E.E. Standard Digital Interface for Programmable Instrumentation:" Institute of Electrical and Electronics Engineers Inc., 345 East 47 Street, New York, NY.10017. (obtainable through B.S.I.)
2. "Système D'Interface pour Appareils de Mesure Programmables Bits Paralleles/Mot Serie:" 66 CO 22 International Electrotechnical Commission. □

Extending mobile radio coverage

Quasi-synchronous operation of two or more transmitters at u.h.f.

by W. M. Pannell, M.I.E.R.E. Pye Telecommunications Ltd.

To get good coverage for land mobile radio in areas with difficult topography, several transmitters on the same frequency can be used in quasi-synchronous operation. The author explains, however, that certain parameters in this method are rather critical, and that to achieve successful operation careful attention must be paid to site selection, signal level, oscillator stability, frequency response, phasing and group delay. However, although the method is more expensive than simple systems in some respects, two- or three-station quasi-sync systems are worth considering if only to simplify control.

In areas where coverage for land mobile radio systems is restricted by topographical features it is often necessary to install more than one base station to enable adequate signals to be received at all points. These additional base stations can, however, cause operational problems requiring the use of separate radio frequency channels, or additional control facilities, or specialised techniques involving quasi-synchronous operation. The third method of operation has been developed as a means of providing satisfactory coverage when two or more transmitters radiate simultaneously in the same radio frequency channel. The transmitters carry identical modulation intelligence and, by adhering to certain rules, satisfactory operation is possible in standard mobile equipment located anywhere in the areas covered by at least one of the transmitters.

Both amplitude modulation and frequency modulation have been studied at length and decisions reached as to the possibilities and/or shortcomings of these modes for operation using quasi-synchronous techniques. In general a.m. has been found to be much more tolerant insofar as phase errors are concerned, while the carrier beats are less objectionable than on f.m. 25kHz f.m. systems are easier to engineer than those on 12½kHz.

At u.h.f. — 450MHz — it is possible to overcome some of the problems which arise at v.h.f. and thus systems using f.m. quasi-sync are easier to engineer. A.m., even at 450MHz, would possibly be

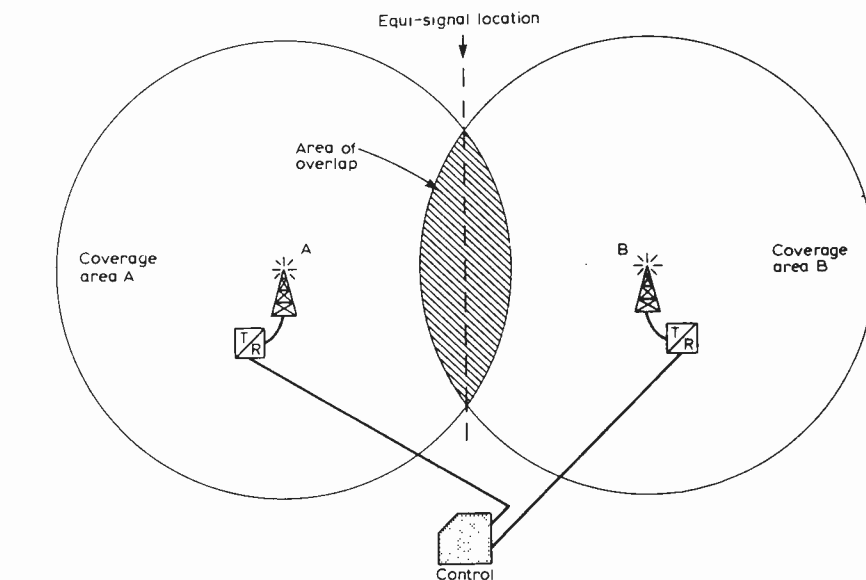


Fig. 1. Simplest quasi-synchronous arrangement, using two transmitters, A and B.

even better for the purpose. However, the exclusive use of f.m. at these frequencies for land mobile operation precludes the use of a.m. systems.

Whether or not other modes of modulation — s.s.b. for example — would prove to be even more suitable must await the completion of any development of such techniques. Indications are that s.s.b. could show much greater tolerance and that quasi-synchronous systems using single sideband could prove to be appreciably easier to engineer. Until such work has been undertaken however, quasi-synchronous operation must be confined to existing modulation methods. The rest of this article is devoted to the main aspects of f.m. quasi-sync in the u.h.f. 450MHz band.

Advantages and disadvantages

Before examining the requirements for successful quasi-sync operation, let us consider firstly the advantages of using such a technique.

Instead of individual control of each transmitter, as would be the case with a conventional system, the total complement of transmitters can be modulated and switched from a single point if required. This ability, coupled with the use of voting techniques for the receivers, enables an extremely com-

plex system to be operated from a simple single channel remote control unit.

As a direct result of using one channel instead of a number of channels to cover an area, the mobile unit channel switching requirement is simplified. Only the channels needed to enable a number of separate systems to be accessed are needed, while with each individual system the need for the mobile operator to switch channels as he or she moves between various parts of the area is eliminated. Thus loss of the vital message by failing to change channel at a critical point in the coverage area is eliminated.

Talkthrough operation becomes extremely simple. By merely feeding the received signal into the transmit pair at the control point, a mobile in any part of the area (assuming receiver voting is employed) automatically is heard throughout the total system area.

The result of using quasi-sync is a marked saving in channel requirement in the areas employing the technique. Channel re-use is not excessively affected by the use of quasi-sync, provided the coverage of each transmitter site is not abnormally extended. A more solid cover of an area can be achieved by virtue of the reception of signals in the mobile from different transmitter sites.

As well as the advantages, we must of course, consider the disadvantages. Quasi-synchronous techniques are used mainly for area cover systems where consistent, reliable communication is required. The engineering of such systems must allow sufficient signal strength over the area to take into account adverse factors normally encountered in area coverage systems plus an amount necessary to reduce "chopping" effects to an acceptable level.

Correct audio levels, frequency responses and phasing requirements are essential to the satisfactory operation of quasi-sync.

A more accurate and stable frequency source is required for each of the transmitters than with conventional systems. The order of frequency stability must be under $\pm 1 \times 10^{-9}$ per $^{\circ}\text{C}$ over a temperature range of -10 to $+55^{\circ}\text{C}$, while, more importantly, the ageing source should certainly not exceed the frequency stability figure over any period of 24 hours if frequent and costly adjustments are to be avoided.

Where overlap occurs between two areas, "chopping" and distortion of the signal can occur in quasi-sync areas, especially with stationary mobiles and where adequate signal levels are not available. Short sector multi-path fading will tend to modify this effect. With moving vehicles at frequencies in the u.h.f. bands, however, the fluctuations associated with multipath short sector fading will be quite rapid and thus the overall "chopping" may not be as marked as at the lower frequencies.

Indications are that the overlap achieved by three sites is optimum for f.m. systems and more overlapping sites should be avoided.

Site considerations

Fig. 1 shows the simplest quasi-sync transmitter configuration employing two sites. Typical overlaps of the operational areas are shown, based on the use of plane earth propagation. It can be seen that the signal received by the mobile can be predominantly from Station A, predominantly from Station B, through all intermediate signal ratios until a point is reached — shown by the broken line — where the signals received are exactly equal in amplitude.

It is at this point that one of the main disadvantages of f.m. compared with a.m. is highlighted. With a.m. two signals of equal strength, but with a small frequency offset, should — provided the general precautions outlined later in this article are observed — be completely intelligible. Two f.m. signals of equal level, on the other hand could, unless the deviations of all transmitters are held to a close tolerance, result in distortion becoming excessive. If this occurs, not until the difference between signals exceeds 4 to 5 dB will the stronger signal start to exhibit capture and improved intelligibility results.

This problem, together with the noise bursts which occur when the carriers arrive in phase opposition, contribute to the fact that f.m. systems are much more difficult to engineer than their a.m. counterparts. These difficulties however, are eased considerably at u.h.f. by the faster multipath fading rate associated with an urban environment and the differing degrees of random coincidence of equi-signal areas.

The use of more than two overlapping areas can help further in producing an area of random and non-coherent signal levels.

Quasi-sync frequency

To ensure correct operation of a quasi-sync system there must be finite and controllable small differences in frequency between all the carriers concerned in an area of overlap. The difference must be based on several fundamental requirements. First, beat notes must be outside the range of audibility. Secondly, too low a separation will cause excessively long nulls produced by cancellation in equal signal areas between two stations. These nulls will cause the receiver squelch to "chop," or alternatively produce bursts of noise if the squelch is rendered inoperative. Excessively long periods of distortion can also appear. Thirdly, too high a separation could start to produce audible effects, for example, speech break-up.

The optimum separation for a two-station system appears to be around 3Hz, while for a three station system the separations can, with advantage, be a little lower.

In order to maintain the offset requirements over the longest possible time period, the stability of the frequency source in each of the transmitters must be of certain minimum

standard. By using proprietary high stability sources, these requirements can be met.

One has to consider first the ageing of the reference crystal in the frequency source and secondly the effects of temperature on the derived frequency. The first can be reduced by time and adjustment while the second is a function of the environmental changes, which in turn can be further controlled by temperature control if so desired. Fortunately fixed equipments tend to be less subjected to violent excursions of temperature compared with mobile units and, therefore, with care, the effects of temperature changes can be minimised.

Let us examine the likely effects resulting from the use of a proprietary high stability source. Typically the ageing will be $\pm 5 \times 10^{-10}$ per day (averaged over a period of ten days) three months after the start of operation. The monthly ageing rate will therefore be $\pm 1.5 \times 10^{-8}$. This is equal to $\pm 0.225\text{Hz}$ per day at 450MHz ($\pm 6.75\text{Hz}$ per month). The high quality 5MHz source used in the unit will tend to be reasonably well aged by the time it is incorporated in the equipment. Furthermore, this type of high grade crystal can be selected to show an ageing characteristic in the same direction for all units. On this basis the frequency offset variation in any one system installed and adjusted at the same time should be considerably less than the above figures indicate.

Nevertheless, it is essential that, at least in the initial months of use, monthly checks should be made to establish the rates of ageing and to make adjustments correcting the frequencies to maintain the desired offsets. As the ageing rate improves, the check periods can be less frequent.

Let us now look at the shorter term changes caused by temperature. It is here that the importance of minimising

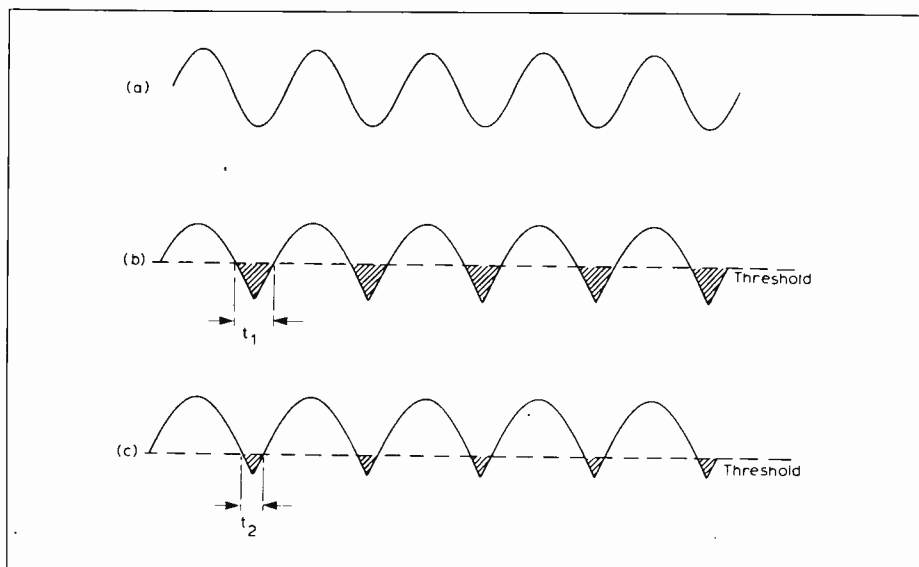


Fig. 2. Duration of a complete null is reduced, from t_1 in (b) to t_2 in (c), as the individual carrier levels of the transmitters increase. When two signals are approaching anti-phase, weak carriers are below the required threshold for longer than when two signals each with a higher individual level are present.

ambient temperature changes is emphasised. With a frequency stability of the order of $\pm 0.6 \times 10^{-9}$ per °C, the high stability oscillator should be located in as constant a temperature as practical to take advantage of high stability. In an area system it is to be expected that changes in the ambient temperature of the outside atmosphere will follow a cycle having a similar "phase" relationship throughout the area although not necessarily having identical absolute values.

It can be seen that suitable offsets must always exist if the nulls and therefore the noise bursts and any quasi-signal distortion are to remain acceptable. It therefore follows that the frequency sources must have had approximately the same degree of ageing if the offsets are to remain within acceptable limits between test periods. This particularly applies if, in the unlikely event of failure of a 5MHz crystal in the frequency source, a replacement unit is required. Such a unit should not be of recent manufacture but should be taken from a small stock of units which have been aged for reasonable periods. By so doing, the need for frequency adjustment at abnormally short intervals is avoided.

Signal levels

The direct result of chopping which can occur when equi-signal areas exist, in particular in the two carrier condition, is to introduce noise bursts as the individual signals arrive out of phase with each other. This tends to cause the squelch to switch on and off as well as contribute to a reduction in audio quality which is trying to the operator. The effective intelligibility reduction is worsened by excessive modulation levels and it is essential not to exceed the rated deviation.

Most important, the deviation of all transmitters must agree, by as close a degree as possible, to avoid excessive distortion in equi-signal areas.

The duration of a complete null is reduced as the individual carrier levels of the transmitters increase. This is explained by the fact that when two signals are approaching an anti-phase condition, weak carriers are below the required threshold for a longer period than when two signals each having a higher individual level are present. Fig. 2 shows how this occurs.

Tests have been made to ascertain the level of the signals necessary for the nulls between carriers to be acceptable, and the figure finally chosen as a compromise between performance and site economy is approximately 5µV p.d. The variations at this order of carrier level can be markedly improved upon if further signals are also received at the same time from other areas (systems with more than two sites) with these additional carriers at a level of around 1-2µV. The action of these extra lower

level signals is to reduce the nulls by ensuring that signals other than those from equi-signal areas are available in the areas affected normally by chopping. For example, two out-of-phase signals of 5µV and one or more of 1.2µV will not produce such a pronounced null pattern as would two signals only of equal amplitude.

At u.h.f., as the multipath reinforcement and cancellation occurs at much faster rates owing to the use of a shorter wavelength, the probability of being in an exact location of two equal signals is much less, particularly at the higher carrier levels suggested. The nulls and distortion periods will therefore be much shorter in duration. In all quasi-synchronous systems, the coverage of urban areas is much improved if the sites for transmitters are chosen to illuminate the likely blank areas from markedly different angles, avoiding whenever possible, however, the conditions where two or more transmitters have a direct line of sight and, consequently, possible free space propagation to the mobile. It is in these situations that extended areas and periods of equisignal are likely to occur.

Audio requirements

Reception of satisfactory speech at the mobile receiver over a quasi-sync system depends on the intelligence from all transmitters arriving at the mobile receiver in phase and at approximately the same amplitude at all frequencies within the speech pass band.

The first requirement, phase relationship, is a function of the design of the equipment and the group delay performance of the various media bearing the intelligence to the different transmitters, e.g. the delay characteristics of the path of the radio links and, to a lesser degree, of the paths between the different transmitters and the undefined positions of all or any of the mobiles. The second requirement mentioned above has relatively fixed characteristics and, once adjusted, should remain constant.

As some of the phase considerations are to a certain extent dependent upon certain aspects of the frequency response characteristics, it is as well to start with the latter. Normal speech is of adequate and acceptable intelligibility if the overall response over any pair of transmitter and receiver (fixed to mobile) equipments is reasonably flat from 300 to not less than 2500Hz. The response characteristic of the quasi-sync transmitters should avoid resonances wherever possible and any filters used to obtain the desired cut-off should not cause any marked phase changes at the points immediately prior to cut off.

Now let us consider the bearer circuits. The major problem with land-lines is that they are not normally under the control of the radio system

user or supplier. Consequently, any rerouting or line reversal can cause a sudden change in operating conditions and the appearance of distortion in equi-signal areas as a result of modifications to the delay, equalisation and/or frequency response. Although preferably avoided, therefore, they can however be used under certain controlled circumstances.

Where radio links are used, it is essential that the frequency response is corrected for maximum flatness without sharp cut-offs at low and high frequencies. This proviso greatly simplifies the delay setting and equalisation as both frequency response and phase change are inter-related.

Derived circuits should not be used unless suitable equipment is employed to ensure that both phase and frequency are locked over the circuit at all times.

In the multi-transmitter quasi-sync system the individual frequency response characteristics of each path should be checked to see if they conform generally with the foregoing. Taking the frequency response of the worst link as the base limit, each other path should be adjusted by the addition of relevant constants to approximately the same response characteristics.

Phase and group delay

Probably of even more importance to adequate intelligibility than frequency response is the need to maintain correct phase relationships throughout the total system. As these can be of a variable nature and caused in part by variable propagation paths within the system — in particular those affecting the fixed to mobile paths — it can be seen that some compromise is necessary. The acceptable delays are a function of the audio bandwidth accepted.

Group delay is the period of time by which a band of audio frequencies is retarded during its passage through a network or medium. A given delay will affect the phase of different frequencies over the audio band at a constant increasing rate as the frequency is raised and it is essential that there should be substantially similar delays between the audio source and each quasi-sync transmitter output. Fig. 3 shows how various audio frequencies are affected by different values of group delay.

The individual equipments must have identical phase parameters, starting with the essential need that no conflicting phase reversals should exist in any of the units. At the same time delays existing through each of the equipments must agree if at all possible. Equipment interconnections must also be such as to ensure overall phasing compatibility. Errors can be considerably reduced if the broadcast method of linking is used. Here a single transmitter broadcasts to all link receivers thus minimising equipment differences.

Having ensured that all equipments

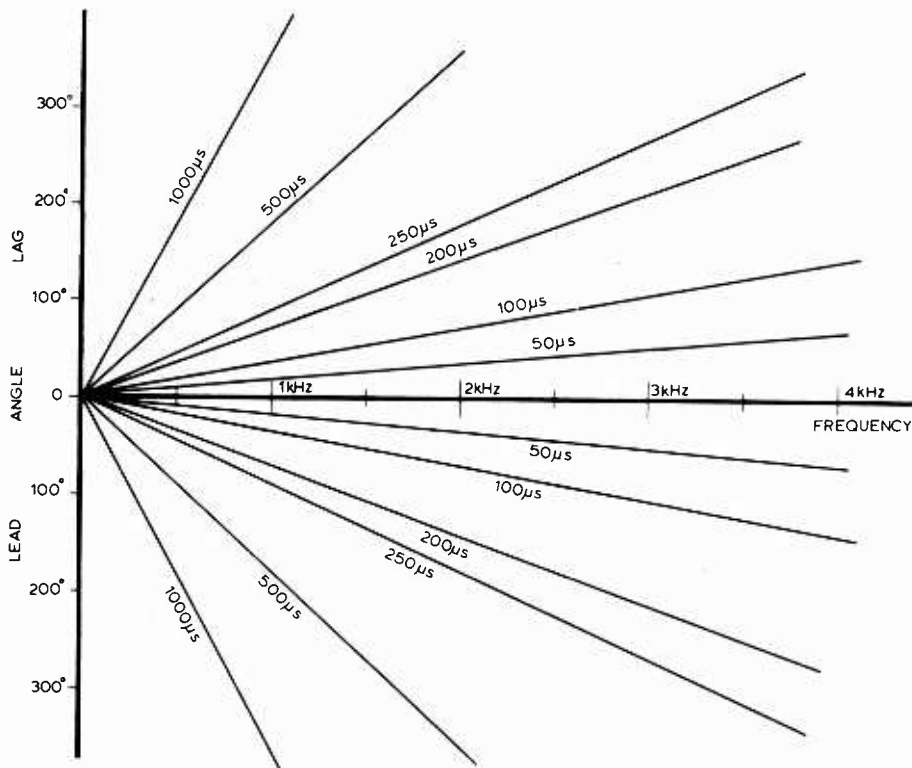


Fig. 3. How various audio frequencies are affected by different values of group delay.

have similar characteristics, we now have to equalise the group delay caused by the differing path lengths between the link transmitter(s) and their associated receivers. Path delay can be taken as equal to $5.4\mu\text{s}/\text{mile}$ or $3.34\mu\text{s}/\text{km}$. Thus, if the delays associated with the link paths are calculated, it is easy to appreciate that additional delays must be added to all but the longest path to equalise the path delay throughout.

Systems using multi-hop radio links, although feasible, introduce many more problems associated with delays than single hop systems and, therefore, if possible should be avoided unless common elements can be included. If land-lines fulfilling the essential requirements are available then systems can be engineered taking into account the group delay characteristics of the land-lines used.

The delay produced by the path between any of the transmitters and the mobile receivers will obviously be of an appreciable and varying amount. Unfortunately, the position of any mobile is random and therefore it is extremely difficult to introduce delays which can compensate for this ever-changing situation. However, *provided the coverage areas of the individual quasi-sync transmitters are similar*, the areas of quasi-sync will tend to follow a common pattern throughout and therefore path delays will be approximately equal under the majority of circumstances.

In the isolated case where one station is situated on a high site and has a large coverage area, there will, however, be a different path delay between that station and others at the equi-signal points. Thus in this particular case it may be

necessary to increase the delay at all the stations where the coverage is considerably less than that of the single high site. Generally, all sites should have a similar area of coverage in order to avoid these difficulties.

Work has indicated that usually, if group delay compensation is adjusted to less than 10% of the delay at the highest audio frequency, then performance will be adequate. Assuming 2.5kHz as the top audio frequency — duration of a single cycle equalling $400\mu\text{s}$ — then if the individual quasi-sync transmitters radiate in phase within $40\mu\text{s}$ intelligibility will be acceptable. However, u.h.f. systems are likely to be used in urban areas where there is a likelihood of weak signals in certain locations (within buildings, etc) and it has been ascertained that it is preferable to improve the delay tolerance at u.h.f. to better than 5%. This means a maximum delay at 2.5kHz of $20\mu\text{s}$.

Deviation levels

Over deviation and excessive limiting can cause a marked reduction in intelligibility in quasi-sync systems. In addition care should be taken during adjustment to ensure all transmitters have a similar level of deviation held to close tolerances to avoid an unnecessary high level of distortion in equi-signal areas.

Talk-through

One type of system which benefits from the use of quasi-synchronous operation is that employing talk-through. Whereas with conventional systems

talk-through is fairly simply applied to discrete sections of a wide area system, the application where total wide-area talk-through is required introduces many more difficulties, some of which can prove insuperable in certain configurations.

With quasi-sync operation, however, the system layout is such that, provided the receiver path problems are solved by the use of voting, the application of talk-through exhibits no major difficulty. The talk-through switching path, together with the audio feeds, are routed by the control operator via the control unit and any incoming signal on the receive path is fed to all transmitters for total area coverage.

One difficulty with any two-frequency system is to prevent mobiles calling simultaneously, particularly during a message sequence. In a wide area system using receiver voting this effect can be particularly frustrating and a method to reduce the problem has been devised. Where a calling mobile is routed by the voting equipment to the control, it at the same time switches on the transmitter chain modulated by an interrupted audio tone. This signal warns all other mobiles that the circuit is in use.

Test equipment


An essential requirement when operating a quasi-sync system is that adequate and suitable test equipment should be available. First, we must be able to measure accurately and quickly the exact frequency being radiated from each transmitter. For this purpose a digital counter type of frequency measuring equipment is needed, capable of determining the output frequency to within 0.1Hz. The use of Droitwich 200kHz, MSF 60kHz, WWV 5, 10 and 15MHz as "off air" standards is considered essential to enable the counter to be checked and adjusted.

The critical system parameter is the frequency difference between stations. A method of checking this is to make use of a continuously powered (by batteries) high stability oscillator which can be transported between sites. This unit can be used as a main reference with which to adjust the local oscillator. Taking the "standard" source as the nominal frequency and assuming a transmitter has a frequency multiplication factor of 32 times, then a 1Hz carrier offset will show up as a beat between the two oscillators of $1/32\text{Hz}$. Seen on the oscilloscope, the oscillations will coincide once every 32 seconds.

To enable the various phasing adjustments to be made, it helps to use a special tone generator with a gated output. This output consists of 4Hz on, alternating with 4Hz off, capable of being swept over the audio band. The device can consist of an external unit in association with a conventional oscillator/t.m.s. □

Now-highest quality copying at low cost

OTARI DP4050 C2 cassette duplicator



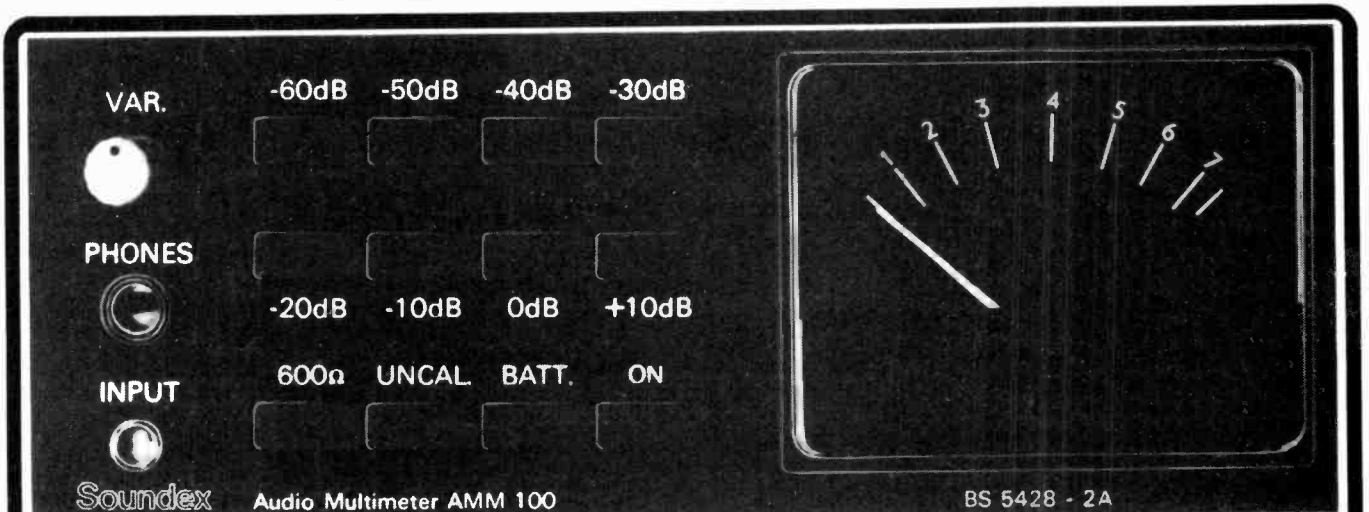
The first low cost copier to give you reliability and performance to professional standards. No other copier can match its precision engineering, and it is the only budget copier suitable for music programmes.

- * One master, 2 slaves.
 - * Add on units available up to 11 slaves.
 - * Automatic rewind.
 - * Ferrite heads.
 - * 16:1 duplicating ratio.
 - * Modular slave decks with DC servo motors.
- Also available: Reel to cassette version with 6 slaves.

OTARI from ITA

1-7 Harewood Avenue, Marlebone Road, London NW1. Tel 01-724 2497. Telex 21879.

WW — 080 FOR FURTHER DETAILS



How's this for size?

THE SOUNDEX 'AUDIO MULTIMETER' is actionpacked to measure audio signal levels right down to -72dB using Peak Programme Meter measurement technique (as BS 5428)

- Rechargeable-battery powered
- Mains adapter built-in
- Tough plastic case

- Broadcast-quality meter movement
- Alternative Scales: -12dB to +12dB (E.B.U.) 1 to 7 (BS 5428 type 2A)
- Hi/Lo impedance balanced input
- Headphone monitor output
- Convenient size and weight for hand-held use
- Low drift, high reliability
- Calibrated to 0.1dB accuracy
- Individually tested and certified

Input
 Impedance: 100K ohms balanced switchable to 600 ohms
 Protection: Zener
 Max. Input: 400V pk cont.

Connector: Miniature telephone jack. 3-pole
Ranges

Calibrated range: -72 to +22dB
 Variable: A further 0 to -10dB in Uncal. mode

Output
 Impedance: Approx. 50 ohms
 Protection: Short-circuit protected
 Level: Zero-level when meter reads "4" variable to -10dB at same reading

Connector: 1/4" jack. 3-pole wired mono
Power Requirements
 240V A.C. nominal at 5VA operates meter and recharges batteries. 3 hours continuous use on full-charged batteries.

Bulgin Electronics Soundex Ltd One of the Bulgin Group of Companies

Park Lane, Broxbourne, Hertfordshire, EN10 7NQ Telephone: Hoddesdon 64455

WW — 092 FOR FURTHER DETAILS

Switch on. Connect Component. Read Answer.

The Sullivan AC5555 Automatic component analyser is a mains operated, fourteen range digital capacitance, resistance and inductance measuring system. It is capable of automatically choosing the correct range and function for any two-terminal component and measure the parallel capacitance and conductance or the series inductance and resistance over a wide range at a test frequency of 1kHz.

The Sullivan AC5555 can be used by unskilled operators for quality control of goods inward or during production processes. There are no adjustments required and no special knowledge about the component

capabilities is needed. The instrument does it all for you.

The unit is competitively priced and backed by the unbeatable reputation of Sullivan. Get in touch with us today for the full facts.

Sullivan

HW Sullivan Ltd

Archcliffe Road, Dover, Kent, CT17 9EN.

Tel: (0304) 202620. Telex: 96283.

Thorn Thorn Measurement & Components Division

Sullivan makes component analysing child's play



WW — 100 FOR FURTHER DETAILS

Colour tv receiver design

Circuit and construction techniques for a single-panel chassis

by R. Wilkinson, B.Sc. (Hons), M.I.E.E. Decca Radio & Television Ltd

After outlining the general criteria which have to be considered in producing tv sets for today's mass market, the author starts in this article to describe the circuit and construction features of a PAL colour chassis introduced by his company last year, for initial use in a 14-inch portable. It includes a surface acoustic wave filter for the i.f., a fully isolated switched-mode power supply, an adaptive sync separator and field sync count-down. Most of the circuitry is on a single printed circuit panel.

The design of a complex piece of electronic equipment for mass production, and subsequent sale to the consumer, involves the skills and decisions of many people. In the particular case of a television receiver the end product is affected by numerous requirements at every stage of its history from initial conception to operation in the customer's home. Some of the more important factors which affect the design are (not in any particular order of preference):

- Overall performance
- External appearance
- Cost
- Advances in technology
- The customer
- Serviceability
- Manufacturing methods

A chassis recently introduced by the author's company in a 14in portable receiver is the basis of a new range of sets and, as such, has been designed to be as adaptable as possible. Before going on to describe some of the innovations in this chassis in detail, and to show how the above factors have influenced its design, I shall consider each factor in a more general way.

Overall performance

Most customers seem to buy a television set because it gives a pleasing picture; or because the cabinet looks nice; or because the price is reasonable; or, perhaps, because the set has a good record of reliability; or possibly a combination of all these.

The more controls there are which affect the displayed picture and sound, the greater the likelihood that something could be adjusted wrongly or knocked out of adjustment. So for good,

consistent performance there should be a minimum number of adjustments. Cathode-ray tube developments in recent years have helped this trend and modern tubes with in-line guns and fixed yokes do away with the need for factory or dealer adjustment of purity and convergence.


Recent developments in the r.f. section, notably the surface acoustic wave filter, have helped to achieve great stability and repeatability of the r.f. and video performance. Channel tuning for the customer can be helped by careful

use of a.f.c., and improved tuner design together with the well-established techniques of a.g.c. and a.c.c. ensure acceptable pictures with a wide range of aerial signals.

Increasingly advanced timebase circuitry, particularly in the line and field synchronising areas, is ensuring more stable pictures and a greater tolerance of poor signals.

Higher efficiency scan coils and careful power supply design (as well as careful consideration of the power consumption of each section of the receiver) have dramatically reduced the overall power consumption of the latest tv sets.

Fig. 1. The 70 series receiver chassis.



The external appearance

It may be thought by the layman that the electronic design department of a tv manufacturer presents a working prototype chassis to a stylist with the instruction, "There, put a box around that!" Alternatively, that the stylist presents an attractive cabinet to the electronics engineer, saying "Put your chassis in there!" Of course, the truth lies between the two extremes and there is a good deal of adaptation and modification to both chassis and cabinet size and shape before the result is agreed to be satisfactory.

The objective is usually a compact, slim, pleasing cabinet and unobtrusive back with a clean arrangement of controls, a reasonable size of loudspeaker and a well ventilated chassis. Although the power consumption in modern sets is low, some heat is still produced. In this respect care must be taken in placing potentially warm components well away from heat-sensitive components: for example, it is good practice to keep a "watty" resistor away from, say, a power transistor or an electrolytic capacitor.

The requirement to combine compactness with good ventilation can cause some headaches to the designers. This problem is particularly acute in the case of a portable set. The principles established with and previous designs of chassis have been incorporated in the present chassis, whose normal vertical position in the set aids convection.

Cost

The final works cost is principally made up of components, labour and overheads. All three elements can be reduced by cutting down the number of components and this can also improve the reliability. However, indiscriminately reducing the number of supposedly inessential components or using apparently equivalent but cheaper components without adequate testing or appraisal can lead to a reduction in reliability.

The keyword for this aspect of design is that jargon phrase — cost-effectiveness. Each section of the receiver must be designed to be as inexpensive as possible, but performance, quality and long-term reliability must not be sacrificed to achieve this.

Integrated circuits have helped this aim by providing improved or equivalent performance with a greatly reduced component count. However, the partitioning of the circuitry, i.e. which sections of the circuitry are incorporated in which i.cs, has to be done with careful consideration of the whole receiver to avoid duplication.

Apart from the effect of reducing the number of components, labour costs can also be reduced by careful design of the chassis itself. For example, the way the printed panels are arranged or connected; the way various wires and cableforms are arranged; the way components are fitted; the way the chassis

fits in the cabinet; the way the tube and the control assemblies fit in the cabinet; the number and complexity of test and adjustments required.

Advances in technology

Every time a new range of products is planned the question inevitably arises: which sections of circuitry should be retained and which sections should be considered for the introduction of new technologies.

If a particular section of the receiver had proved to be reliable and to perform well over a number of years, there would be little point in changing it if the components continued to be readily available. If the older technology becomes unavailable or expensive or if the new technologies can be shown to give improvements in performance, reliability or cost then the time is right for a change. In fact, Decca continued manufacturing a hybrid chassis (i.e. semiconductors and valves — remember them?!) for some time after many setmakers had gone over to full "solid-state" sets, for the simple reason that the 30 series chassis had proved to perform well and reliably (by the standards of the day) and was popular with the trade and public alike.

The solid-state 80 and 100 series chassis were introduced when improved c.r.t.s were becoming available — the s.s.i. or p.i.l. and 20AX tubes have simpler tube adjustments and more efficient scan coils — and by that time, of course, valves and valve-bases were becoming increasingly more difficult to obtain. In addition, i.cs were becoming more standardised and the partitioning of their functions more clearly defined; and, most important, the critical area where valves had retained their superiority, the line output stage, could now be transistorised with reliable components.

After 3½ years of production of the 80/100 series sets, the present chassis, known as the 70 series, was introduced last year. The first model, as already mentioned, is a 14in 90° portable (Fig. 1) but the chassis has been designed to drive all sizes of tube up to 26in 110° with a minimum number of changes. As will be seen, new circuitry and techniques have been used alongside well-established ones. The chassis is much more compact than its predecessors and the latest manufacturing techniques have been provided for in its design.

Random flashover in the c.r.t. has had destructive effects, in the past, on semiconductors. In recent years extensive studies have been made into the mechanism of flashover and into ways of simulating and monitoring it reliably and ways of designing the circuitry to prevent destruction of semiconductors. The results of work along these lines using advanced equipment became apparent in the reduction of failures during the production of 80 to 100 series receivers. This work has continued during the development of the 70 series.

The techniques used seek to contain the high currents (hundreds of amps), generated during a flashover, within a closed loop around the c.r.t.; and to ensure current paths around i.cs are kept very short. In some cases resistors or small chokes are used to buffer off potentially vulnerable points. Recent developments in c.r.t.s have produced "soft-flash" tubes in which the flashover current is considerably less. However, it is felt preferable to use this development as extra protection rather than relax any of the above circuit techniques.

The customer

The general public's opinions on good performance are not always predictable; indeed it is remarkable how poor a picture some people will tolerate. On the other hand, it is almost as remarkable how critical other people are regarding (to others) insignificant details of performance or operation. All that the poor design engineer can do is to provide the best picture, reliably, at a reasonable cost (cost effectiveness again).

However, there is one aspect of operation in the customer's home which is of paramount importance, and this is safety. Fortunately the catastrophic fires which beset some early colour sets are now a thing of the past. In a modern receiver every component which can be so specified is flameproof or flame retardant. The reduction of power consumption helps considerably too, since hardly any components get more than appreciably warm. (The 70 series takes about 60W from the mains with an average picture, compared with the 80 series' 130W and 100 series' 200W.)

The requirements of BS415 and IEC 65 and the various test houses (BEAB, SEMKO, VDE etc.) discipline the designer to achieve a very high standard of safety. The designer must consider numerous potential faults such as short-circuit or open-circuit capacitors and resistors; faulty semiconductors; open or short-circuit coils and transformers; voltage breakdown between components or across copper tracks on printed panels; the temperature of all components at the highest ambient temperature in which the set is expected to operate. These are just some of the conditions which must be analysed during the design to ensure that no fault will cause a hazard of any sort to the customer. Combinations of worst-case tolerance components have to be considered when calculating for maximum voltage or power conditions in any part of the set. The use of fusible resistors helps in cases where a fault could leave a component over-dissipating permanently without the customer being aware of it.

Serviceability

We all hope the receiver will never go wrong. But we live in an imperfect world and no matter how carefully a set

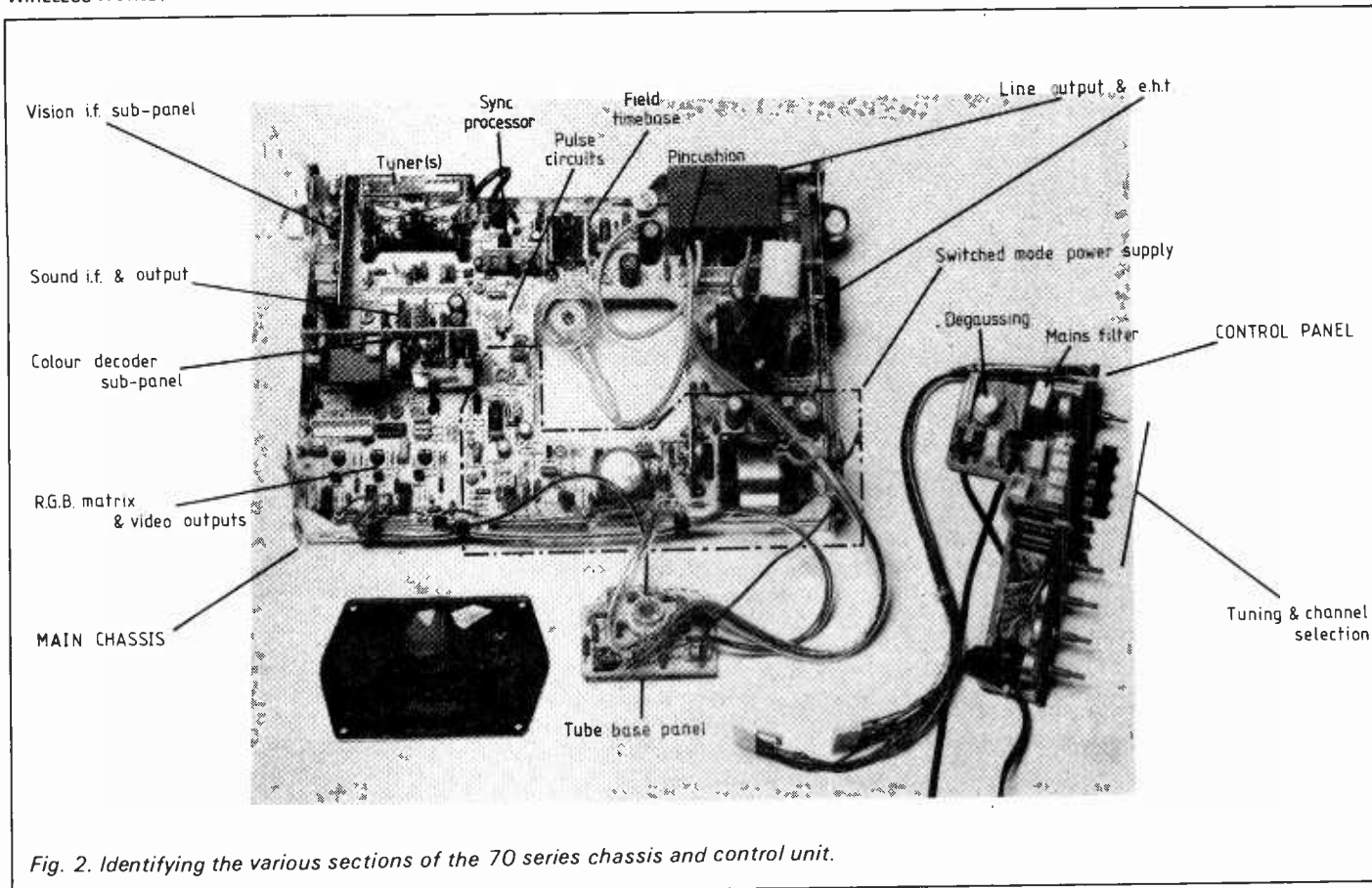


Fig. 2. Identifying the various sections of the 70 series chassis and control unit.

is designed, built and tested faults will occur from time to time. Service calls are costly, so it is worth while designing the set for ease of servicing. Too many service aids, however, can make the cost of the set prohibitive and a careful balance has to be maintained considering the greatly increased long term reliability of modern receivers.

Some servicing features are relatively easy to provide; for example, the fixing of the cabinet back. This is normally the first thing a service engineer will need to remove if something has gone wrong with the set. It is such a simple thing and yet there are sets which need as many as eleven screws removing before the back comes off.

The 70 series receivers retain the feature introduced nearly four years ago with the 80 series: the cabinet back is retained by two fasteners which are disengaged by the use of a coin. The chassis, too, is retained by two similar fasteners and, when released, hinges up to lock in a convenient position which gives access to both sides of the printed panel (Fig. 1).

The 70 series chassis has most of its circuitry on a single printed panel (Fig. 2) with the i.f. and decoder circuitry on two sub-panels. This means that servicing by substitution of printed panels is only possible with faults in the i.f. or decoder area. However, the remainder of the chassis is sectioned into blocks of circuitry which can be isolated by means of pluggable test links.

Most of the i.c.s and the tuner(s) are fitted in sockets to ease servicing and aid testing and fault-finding in the factory.

Manufacturing methods

If a set is designed to be easy to make and straightforward to test and set up, the factory will take a greater pleasure and pride in producing it. Their greater concern will be reflected in the quality and reliability of the finished product. The introduction of automatic component insertion and automatic test equipment in certain areas also aids consistency and reliability. These methods have to be considered during the design. Automatic component insertion demands greater accuracy of printed panels and the physical characteristics of the machine puts certain constraints on the positioning and size of components.

Automatic testing can ensure that many more tests, both component checking and functional measurement, can be done on each chassis in a shorter time. Reliability is improved and fault-finding and inspection are made much easier.

The 70 series chassis

Fig. 3 shows how the various blocks of circuitry interconnect while Fig. 2 shows their relative positions on the chassis. As can be seen, in block form much of the circuitry appears straightforward and conventional. For example, the progress of the signal from aerial to tube follows the same course (at least in block form) as in most receivers although, as will be seen, some details are far from conventional.

The way the timebases and their by-products such as e.h.t., and focus supplies and pincushion correction circuitry, cluster around the tube will be

recognised by all familiar with tv receivers. However, the way the power supply is intimately connected with the line timebase is somewhat unconventional.

The major part of the chassis is isolated from the mains and the stabilised power supply is a switched mode type with its operating frequency locked to that of the line timebase. Since the chassis is intended for use in a variety of models, this isolation helps with features such as sockets for headphones or video or audio recorders; video monitors; and certain markets which require isolated chassis.

A switching power supply is, of course, much more efficient than a linear stabiliser and a high operating frequency enables the output electrolytics to be reduced in value. Also, the presence of a transformer increases the flexibility of the various supply voltages required. The main disadvantages with this system are the more stringent requirements on the insulation of all the transformers which bridge the isolation barrier; the need to have at least a 6mm gap on the printed panel all round the 'live' area of the chassis; and the greater care needed in the choice and parameter specification of the power supply output device. The fact that the supply is locked to line frequency means that any interference spikes are locked to the picture and will not cause variable beat patterns all over the screen. It also means that the supply must be within the phase control loop of the line timebase. As can be seen from Fig. 3 a line sync signal from the line oscillator and a reference flyback signal

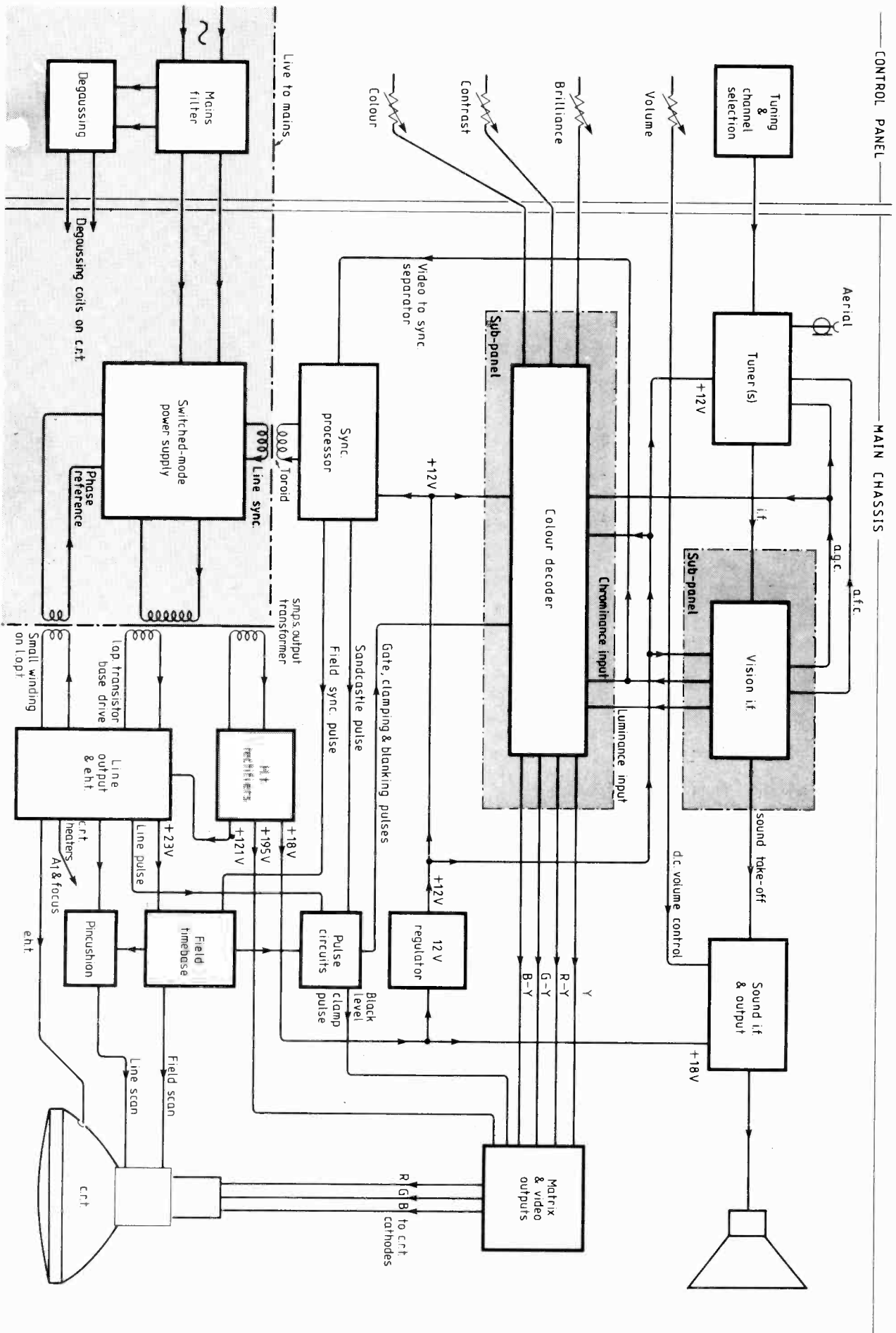


Fig. 3. Block diagram of the complete television receiver.

from the line output transformer are fed into the supply and the base drive for the line output transistor is taken from it. This removes the need for a separate line driver transistor and transformer.

The switched mode power supply (s.m.p.s.) provides three stabilised supply lines, of 121V, 195V and 18V. The 121V supply to the line output stage must be stabilised because the scan current, and hence picture width, is directly proportional to this supply; moreover, the derived voltages of e.h.t., focus, and field timebase h.t. are also dependent on this supply and so the whole picture size and focus will depend on its stability.

The 18V supply voltage was chosen to provide an adequate level of audio output power and yet maintain a low dissipation in the i.c. stabiliser which provides 12V for most of the signal processing circuitry.

The audio output stage uses the 18V supply directly from the s.m.p.s. to give approximately 3.5W r.m.s. into 8Ω.

The extra stabilisation down to 12V helps to buffer off any disturbances on the 18V line caused by large current pulses drawn by the audio stage during bass transients. Also, the tolerance on the output of the 12V stabiliser i.c. is closely specified by the manufacturer under all conditions (11.4 to 12.6V) and ensures that the circuitry driven from the 12V line is always operating within its design limits. One of the major problems of circuit design for mass production is to ensure that for all combinations of tolerances the circuitry will work within specification and safely (i.e. will not over-dissipate nor produce too high a voltage). With thousands of receivers leaving the factory every week the chance of any combination of adverse tolerances occurring is fairly high. It's probably exaggerated by a well-known law ('Finnagle's Law', W.W. Sept.'59) which ensures that a batch of, say, resistors at the top end of their tolerances will be delivered at the same time as a batch of, say, i.c.s at the bottom end of their tolerances.

In cases such as this the laws of chance fly out of the window and the tolerances add arithmetically instead of statistically. It is thus important to investigate, at the design stage, as many combinations of tolerance extremes as possible.

In the smaller models the chassis drives a 14in or 16in c.r.t. with an e.h.t. of 22.5kV which is sufficiently high to give good focus performance whilst maintaining a safety margin from the tube's maximum limit of 25kV. In the larger models the e.h.t. is 25kV and slightly different line output and power supply transformers are fitted.

For the British market a u.h.f.-only tuner is required but for CCIR or Eire standards both u.h.f. and v.h.f. tuners are needed and a modified i.f. sub-panel (which includes the luminance delay line – also different for these transmission standards) is fitted. Both tuners

and i.f. sub-panel are pluggable, so a stock of standard chassis can easily be changed in the factory from one version to another.

The basic 14in portable has four push-buttons for channel selection. Three positions are tuned by multi-turn presets and are intended for setting to the normal channels viewed in the home. The fourth button selects a multi-turn control (called Varitune) available on the front panel which can be easily set to another channel if, for example, the set is taken to another part of the country during a holiday. There is then no need to disturb the "home" settings.

Since the tuning is effected on the chassis by a variable direct voltage applied to the appropriate pin on the tuner it is easy to provide a range of tuning methods at the control panel and thus cater for a wide range of models.

The customer controls are also d.c. operated and are applied, like the tuning voltage, to a plug on the main panel. Thus the addition of features such as remote control, touch tuning and memory tuning is easily catered for without the need to alter the main panel.

The next article will look at new features of the circuitry in more detail.



Ray Wilkinson, the author, is Decca's assistant head of television receiver design, working in the development laboratory at Bradford. He got his degree at Northampton College of Advanced Technology (now City University) and his first job was with Siemens Ediswan, which later became Thorn-AEI Radio Valves and Tubes. In the Thorn-AEI applications laboratory at Brimsdown he worked on colour tv circuitry and colour demonstrations, then in 1969 joined Rank Cintel to work on studio slide scanners and telecine machines. He moved to Decca in 1972. Among Ray's other interests are music and model railways.

SIXTY YEARS AGO

The first London newspaper to receive news by wireless was the *Daily Mail*, taking a message from Marconi's at Chelmsford, on May 28, 1920. The June issue of *Wireless World* carried an article on the *Mail's* station and took the opportunity to do a bit of crystal-gazing.

"The *Daily Mail* installation consists chiefly of a six-foot frame aerial of the solenoid type, wound with 48 turns of wire, used in conjunction with Marconi 7-valve high frequency amplifiers and detectors, Types 55A and 55D, which have been previously described in our pages and are familiar to most of our readers. Type 55 is one of the most sensitive receivers in existence and is particularly suitable for use with a loop aerial. The tuning arrangements permit of reception on wavelengths of from 600 metres to 18,000 metres. Damped and undamped waves and wireless speech can be equally well received on this apparatus, which is no amateur set but an instrument which has been thoroughly proven both in war and commerce, and is capable of detecting signals from any high-power station within a radius of 3,000 miles. In a vision of the future one sees the inside of a newspaper office, where reporters are busy receiving "copy" from their colleagues in provincial towns, whilst automatic receivers click out tape records of news messages sent at 100 words a minute from the world's high-power news-distributing stations. From this to direct type-setting by wireless is, maybe, not so far a cry as from Marconi's early experiments to his first great achievement, transatlantic wireless telegraphy!

"If, in addition, this future newspaper draws its electrical power from some huge

Wireless Power Station, why then – then we shall have really begun in earnest to use that incomparable, universal medium, the aether.

"A visit to Carmelite House and a conversation with *Daily Mail* officials revealed that the latter intend to lose no time in assisting wireless and journalism to join hands. They look forward to the time when a reporter shall start for the scene of his "story" in an aeroplane – "and arrive," one of them humorously interpolates – and deliver his "copy" to headquarters by a system of linked wired and wireless telephony, the message being received at the paper's own wireless station. They intend to make as much use of wireless as possible and entertain no doubt but that present day apparatus can fulfil all the demands likely to be laid upon it by Fleet Street in general. The idea of an "exclusive" message being flung out on an indiscriminating, generous aether, and intercepted by rival papers, created a disturbing ripple in the flow of conversation. Knowing that a similar objection has been levelled at wireless telegraphy for twenty years we do not view this question in quite such a serious light. There is this point, too, which must be taken into account – directive wireless is probably not far distant."

Acoustics conference

The tenth International Congress on Acoustics runs in Sydney, Australia from 9 July to 16 July 1980. Advance programmes and registration forms are available from the Congress secretariat, GPO Box 2609, Sydney, NSW, Australia 2001.

NEW PRODUCTS

Educational micro kit


Although there are several microcomputers and kits available, most are offered as "useful" computers which can be expanded to form a complete system. Edukit, however, is aimed at beginners who want to learn the basics of computing as cheaply as possible and do not want to be left with a redundant piece of expensive hardware.

The kit is supplied with a comprehensive manual which describes construction, basic theory, initial use, machine code programming, hardware and troubleshooting. An appendix covers soldering and provides a bibliography and a list of opcodes. Edukit, which is based on the 1802 and has 256 bytes of addressable r.a.m., is priced at £29.95 plus v.a.t. Modus Systems Ltd., 29A Eastcheap, Letchworth, Herts SG6 3DA.

WW301

Speech synthesizer

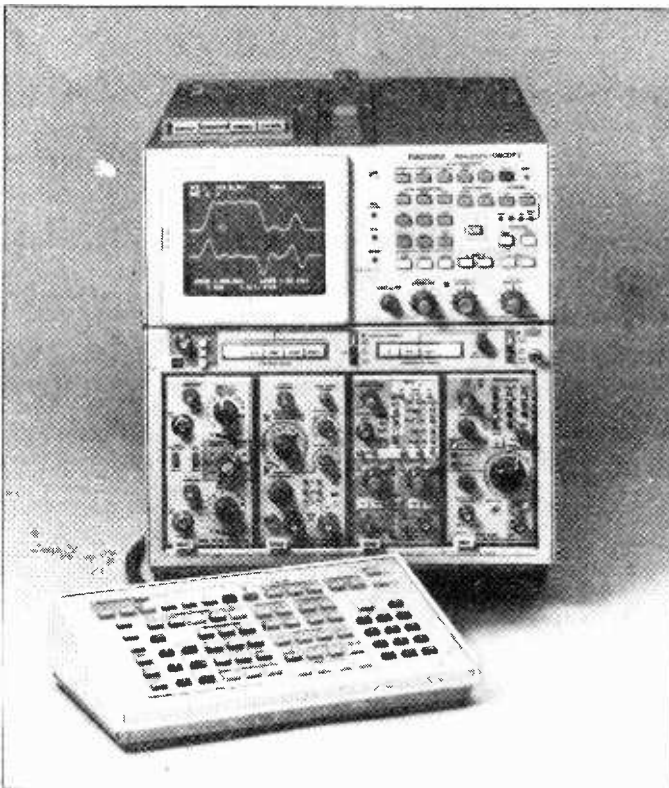
All the computation required to synthesize speech is performed by its own dedicated microprocessor in the Microspeech 2, manufactured by Costronics Electronics. This is a stand-alone speech synthesizing unit which converts phonetic code or any text (which is fed in via a standard RS232 connection) into a speech output, and "loop-through" connections permit the unit to be plugged "in line" to any v.d.u. with RS232 capabilities. It is possible to run the unit solely from an ASCII keyboard and up to 1,000 phonetic characters, representing about one minute of speech, may be assembled in the unit's internal buffer before it is commanded to speak. The controlling microprocessor has a spare r.o.m. capability of 4K bytes which can be used to store an optional text-to-phonetics translator program, the phonetic equivalents of standard symbols allowing operation directly from English text. Additional musical phonemes and an exponential frequency control on the glottal pulse generator allow the unit to add musical sequences to speech. The complete unit, which contains loudspeaker and power supply, costs £875 for the phonetic model and £950 for the



WW301



WW302



WW303

English-to-phonetics model. Costronics Electronics, 13 Pield Heath Avenue, Hillingdon, Middlesex.

WW302

Micro-based oscilloscope

Fast, automatic signal processing is the result of adding a TMS 9900 microprocessor to Tektronix' latest 7000 Series oscilloscope. Many measurements, such as rise and fall time, pulse width r.m.s., peak-to-peak values, energy, are all reduced to single-button operation. The instrument can be programmed to calculate specific answers and check for errors; keystroke programs of 1000 lines can be written for repetitive testing and long series of measurements automated. Digital storage allows signal averaging and recovery, integration and differentiation, while more complicated routines — correlation, Fourier transformation, convolution high resolution graphics — are possible by adding 300K byte model 4052 graphics computing system. A separate keyboard prevents overcrowding of the front panel which in its program mode displays on the c.r.t. instruction mnemonics and results of computations. A general purpose interface bus is provided for the additional processing, data storage, co-ordination and program transfer. At a cost of £19,000 with four plug-in units and keyboard, the market for this kind of instrument is limited to "high technology R & D". Tektronix UK Ltd., Beaverton House, PO Box 69, Harpenden, Hertfordshire.

WW303


Static charge locator

Noise generated by dust on the surface of a record is a perennial problem, much of the dust being attracted to the surface by a static electrical charge. The Technotrend Stati-Control is designed to operate as a simplified charge locator, using an i.e.d. as an indicator rather than the more common meter. The locator indicates electrostatic charges down to a field strength of 50V/cm and measures 150 x 35 x 20mm; battery life is claimed to be 150 hours in normal operation. The makers quote many other uses such as the detection and elimination of charges affecting



Digital flow and speed sensors

A range of flow and speed sensors which provide an output signal suitable for digital processing can be fitted to most standard speedometer cables for indication of fuel flow or speed. The sensors are manufactured from a plastics material, give a 5V square wave output dependent upon speed and flow and are intended for use in automotive applications. The flow sensor provides a linear output in the range 0.3 to 22g/h and can be used with liquids of viscosity in the range 1-10cST. Connections are made to hoses with an internal diameter of 4 to 8mm and each sensor is supplied with 2m of co-axial cable. The



speed sensor is an optoelectronic device and can be fitted to standard speedometer cables with an inner core diameter up to 3.2mm and is claimed to be independent of cable fittings. Speed sensors for an inner core diameter of 4mm can be supplied on request; speed sensors provide an output of 10 pulses per revolution. Flow sensors are available ex stock at £12.65 and speed sensors at £9.95, both prices including v.a.t. EnviroSystems Ltd, Hampsfell Rd, Grange-over-Sands, Cumbria LA11 6BE.

WW306

Signal generator frequency doubler


When used with a suitable signal generator, the HP 11721A doubles the output frequency. The makers, Hewlett-Packard, say that the doubler has low

distortion and "predictable" conversion loss. At drive levels greater than +10dBm for example, conversion loss is claimed as less than 15dB. The doubler is suitable for both c.w. and f.m. signals and a Hewlett-Packard application note (AN-283-2) describes the operating performance of the unit and its effects on modulation, spectral purity, conversion loss and dynamic range. Software routines are included for use in programmable applications of the HP8662A signal generator, which this doubler complements. Hewlett-Packard Ltd, Scottish Mutual House, 308-314 Kings Rd, Reading, Berks.

WW307

Language translator

Using the same techniques as the company's Speak & Spell machine, the Texas translator gives a pronunciation of foreign words and phrases as well as a visual indication of spelling. Plug-in language modules, French only available, but English and German are shortly to follow at £50 — feature visual translation in three languages plus one spoken language. Vocabulary is 699 words, of which 550 are spoken. Five modes of operation are possible: access to 75 commonly used expressions, use of enter-word




phrases, translation of entered words, vocabulary scan in 16 categories, and selection of words for both pronunciation and translation. With the French module Spanish, English and German words can be translated into French, but only French is spoken. With this module price is £180 including v.a.t. "Vowel power" module at £15 is now available through W. H. Smith & Sons, Texas Instruments Ltd., European Consumer Division, Manton Lane, Bedford.

WW308

High voltage Hexfets

Further devices have been added to the International Rectifier range of high voltage m.o.s.f.e.t.s, extending the range to include 200V and 500V devices. In addition to the well known perfor-



mance features of f.e.t.s such as high input impedance, fast switching, low drive current requirements and absence of secondary breakdown features, the makers also quote specific applications; for the 200V family these include power amplifiers, converters, fractional horsepower motor controllers, r.f. amplifiers and audio amplifiers, operating from a 48V supply. The 500V family is quoted as suitable for switching mode power supplies, motor speed controllers and inverters, among other applications. The 200V family comprises 4 devices in TO-3 packages featuring 200V and 150V selections at 0.4 Ω and 0.6 Ω on-state resistance respectively. Type numbers are IRF230 to 233 and IRF630 to 633 and the same devices are offered to TO-220AB packages. Similar packaging is used for the 500V family but with on-state resistances of 1.5 Ω and 2.0 Ω with type numbers IRF430 to 433 and IRF830 to 833 applicable. Typical input capacitance of both device families is approximately 700pF and typical output capacitance between 100 and 250pF, making rise and fall times of about 100ns possible. Operating temperature range is -55 C to +150 C with junction to case thermal impedance standing at 1.67kW. Typical prices are: IRF230 range £12.80 each or £9.76 in batches of 100. International Rectifier, Hurst Green, Oxted, Surrey.


WW309

invoicing machines, data terminals and printers and c.m.o.s. devices. The Stati-Control costs £33.85 plus v.a.t. and a full list of application instructions is available from the makers. Technotrend Ltd, 15 South St, Farnham, Surrey.

WW304


Versatile data interface

An input device in the form of a "tablet" which will accept data in several forms and is claimed by the manufacturer, Image Data Products Ltd, to be the first of its kind, functions in concert with a microcomputer. The tablet recognises hand-printed material, accepts drawings and sketches and produces solutions to hand-printed mathematical problems. It also accepts inputs from Teletype-compatible touch tables or conventional calculator



touch tables. The unit takes either A4 or quarto size paper and, with a special pen, shapes and characters may be drawn, digitized and stored in a computer. Characters entered on the tablet are converted to ASCII code for transmission to a host computer via an RS-232-C/V24 interface, at rates up to 9600 baud. The tablet may be put on-line to most microprocessors, minicomputers and mainframes, either directly or through a telephone line. The complete Image Data system, including writing surface, screen, pen, microprocessor, power supply and associated operating software, is available for £1,700 plus v.a.t. or for £1,560 without screen. Image Data Products Ltd, 1-4 Portland Square, Bristol BS2 8RR.

WW305



SIDEBANDS

By Mixer

"Bethumped with words . . ."

There is no doubt about it, buzz words are useful little devils. Faced with a pressing need to say something bright and not having too much time for thought, a marketing man (for example) has great long list of beautifully turned words and phrases, polished by use, from which to draw. If someone came up to me and asked my opinion of the Budget, I would probably utter some such penetrating, masterly exposition as "Well, er, it, er, depends, dunnit?" Not so your practical purveyor of froth. No, he would instantly summon to mind page 26 of "Speech without Thought" and make a random selection of useful phrases, stitching them together as he went on. "In today's economic climate, an on-going liquidity situation is the only fiscal scenario that can be validated, in a global context, particularly in a recessional period. And as for the Green Pound, well, need I say more?". Collapse of questioner, who was only wondering about the price of a pint, anyway.

You can do this sort of thing with technical articles, of course, very successfully, the reasons for using them being (a) to make the article look longer, (b) because the writer thinks you have to write in a peculiar, stilted manner to make an article look respectable, and (c) to impress you with his brain power.

We've all suffered. All the way from the relatively innocuous "It can be shown that . . .", without reference to who has shown it and where, to the really humiliating "Clearly . . .", preceding a clump of impenetrable verbiage which is anything but clear.

From the above, it will be clear that it can be shown to be self-evident that I'm all for the direct way of writing. The only excuse for going into print at all is because you have something to say: to prevent readers understanding your message is perverse, to put it mildly. If there really is something to write about it doesn't make a lot of sense to camouflage it in an imitation of Civil Service jargon. I thought I might start a movement called CLEAR (Council for Lucidity, Elucidation And Readability) but I decided the words were too long.

Take a note

I have no idea how composers think of a tune — or rather, thought of one, because modern composers don't seem to bother much about tunes. Did Beethoven wander about muttering "di

di di di dah, no; di di dah, damn!", getting peculiar looks from passers by? It seems unlikely. All right for 'On Ilkla Moor B'aht 'At' maybe, but not really on for the Fifth.

We know how it's done in films, of course. The chap writing the music sits sideways-on to the piano, a pencil between his teeth, tie loosened and a cigarette burning the varnish off the piano top, and churns out a masterpiece while waiting for his bath to run.

All this is a thing of the past, because of Alf. That isn't Alf Oakroyd, the nipsy champion and trombone blower with the Pogmoor and Gawber brass band, but Alf the synthesizer — a new gadget for the Apple computer. The circular doesn't say why it's called Alf, but the device lets you enter notes on v.d.u. staves, adjusting envelope, sustain, volume, etc. through eight octaves. It will then play your creation through the hi-fi. It says it will do very well for musicians and educators, which may be true, for all I know, but it also claims that businessmen can have it as a "bonus" for their Apples.

So! It's all coming out now. I can easily see how playing with those little steel balls can get a bit boring and I suppose after a morning of 7-iron chip shots into the w.p.b. a chap needs a change, but I do honestly feel that this is going just a teeny bit far. Perhaps it could be reserved as a prize for sales reps who exceed their targets.

"Congratulations, Golightly, you've done it again! I need hardly stress that we're all absolutely delighted with your performance and we have decided that instead of a boring old wodge of money as a reward we'd go one better this time. Here it is, the new type of bonus for businessmen — Alf. You can play with it just as long as you like, so long as it's free when the Chairman comes in after lunch; say around 4 o'clock."

Damn clever, these Chinese

I am reliably, if unexpectedly, informed by the people responsible for telling us all about Hong Kong and its capabilities that a firm in HK have produced "a uniquely-design electronic musical toy". Turns out to be an electronic organ in the shape of a guitar.

I suppose there's no reason why electronic versions of established instruments should look anything like them, since they don't work in the same way, but I can't make out why they should look like any other instrument either. I mean, why a guitar? I should think that an organ keyboard is pretty well un-

beatable for playing the organ, and you don't have to sling it around your neck.

Having made this giant leap forward, though, there doesn't seem to be any point in stopping there. If you can make an organ look like a guitar, it ought not be too difficult to make a grand piano resemble a mouth organ and to do something about those monstrous tubas, which would be a lot more convenient to cart about if they were slightly remodelled into Jew's harps. The whole thing is wide open.



Far and wide

From the correspondence we get in these offices you might assume that radio and electronics is carried on almost exclusively by youngish men inhabiting the south east corner of England. Occasionally we hear from middle-aged persons in Manchester, a Finn or two, Americans who write extremely long letters as if atoning for the break with the old country, and of course our Russian contributor in Moscow. But on the whole what seems to be shaping up very much as the British equivalent of Silicon Valley is the sleepy old Thames Valley, the only difference being that ours has rather more water and less silicon in it. So it's quite refreshing to discover that we do actually have a reader who lives south of Guildford and another to the east of Clacton-on-Sea — in fact even further than Yuri Miloslavskij in Moscow.

The one beyond Guildford is a gentleman who resides at King Edward Point, South Georgia, Antarctica. He wrote to enquire about an article we published in 1928 on wireless telephony in whale fishing in that area. As I have not yet been as far south as Antarctica for my summer hols and my engineering activities in 1928 were still confined to the possibilities of coloured wooden bricks, I found this particular conjunction of time and place exceedingly difficult to take in. It might just as well have been something out of J. R. R. Tolkien.

Equally beyond my horizons was the letter from the easterly direction. This was an application for a vacancy on *Wireless World's* editorial staff. It came from a young man in Canton who wrote in a flowing copper-plate hand and thoughtfully enclosed a snapshot of himself smiling and waving from the middle of a public park. Fraternal as the message was, I gather from the editor that our accountants took a rather dim view of the idea that we should invite the Chinese applicant here for an interview and pay his return fare from Canton out of the petty cash.

Electronic Brokers give you a lot more scope with the Hameg range

**HM 307-3****£149.00**

Single Trace, Display Area 6 × 7cm, Built-in Component Tester, Bandwidth DC-10MHz, Risetime (approx.) 35ns, Defl. Coefficients 5mV-20V/cm, Timebase, Time Coefficients 0.5 μ s-0.2s/cm.

HM 412-4**£350.00**

Dual Trace, Display Area 8 × 10cm, Sweep Delay Overscanning, Bandwidth DC-20MHz, Risetime (approx.) 17.5ns, Defl. Coefficients 5mV-20V/cm down to 2mV/cm. Timebase, Time Coefficients 0.5 μ s-2s/cm.

HM 312-8

Dual Trace, Display Area 8 × 10cm, Full X-Y Op., Magnifier × 5, Bandwidth DC-20MHz, Risetime (approx.) 17.5ns, Defl. Coefficients 5mV-20V/cm, Timebase, Time Coefficients 0.5 μ s-0.2s/cm.

HM 512-8**£580.00**

Dual Trace, Display Area 8 × 10cm, After Delay Trig. Single-Shot, Bandwidth DC-50MHz, Risetime (approx.) 7ns, Defl. Coefficients 5mV-20V/cm up to 50V/cm, Timebase, Time Coefficients 0.1 μ s-2s/cm.

**Electronic Brokers**

Prices do not include VAT or Carriage.

49/53 Pancras Road London NW1 2QB Tel: 01-837 7781. Telex 298694

WW — 097 FOR FURTHER DETAILS

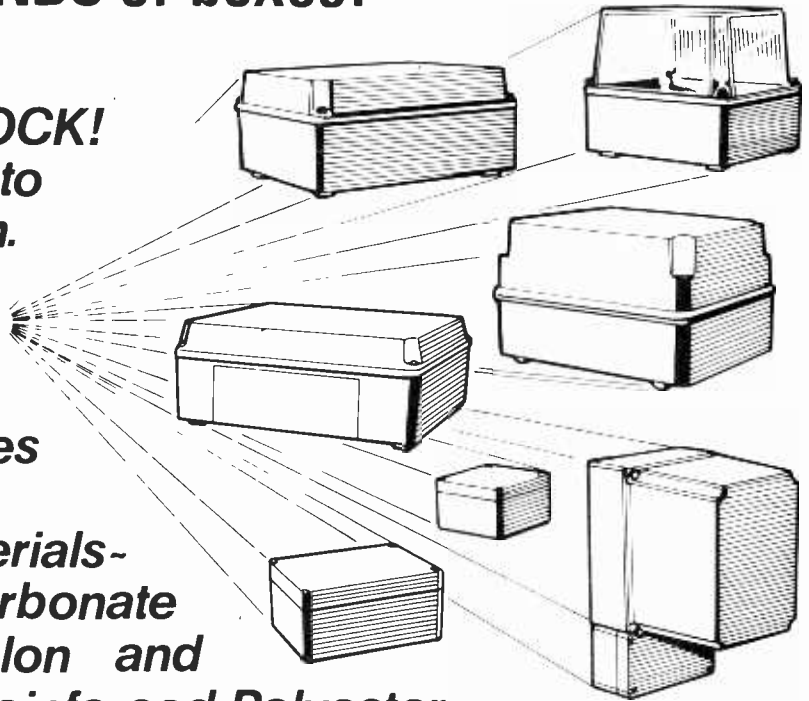
Sarel have THOUSANDS of boxes!

To serve your needs

EX-STOCK!

Sizes 98 x 98 x 54mm. to
267 x 207 x 150mm.

with clear lids,
high lids,
chassis and
sealing facilities
and in a wide
variety of materials-
P.V.C., Polycarbonate
Noryl, Makrolon and
Glass Fibre Reinforced Polyester.



Telephone or write for a catalogue to:-

SAREL ELECTRIC LIMITED,

COSGROVE WAY, LUTON, BEDS.

TELEX 826551 SAREL G.

TELEPHONE (0582) 20122.

WW - 084 FOR FURTHER DETAILS


OLSON

PORTABLE MAINS DISTRIBUTION — NEW WITH CIRCUIT BREAKERS




**New!
Slim Jim**

Dim 1 3/4" x 2 1/2" x 18 3/4"
£13.50 P&P £1 + VAT



Fitted with M.K. 10 amp C.B. — 13/A5 SW.CB £29.50 + post £1 + VAT

3 1/2" x 19" Rack Mounting Type 13A/4SW/R £18.50 P&P £1 + VAT

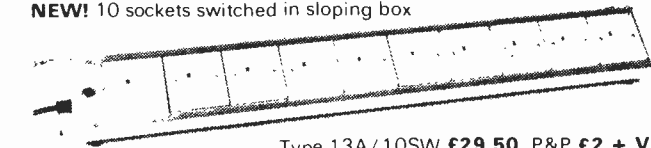


10 amp CB. — 13A/4 SW.CB
£25.95 + post £1 + VAT
TR6 — 6 sockets switched £23.65

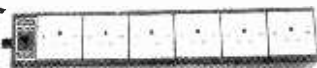
TR9 — 9 sockets switched £28
Plus P&P £2 + VAT

4 feet LG. 30 amp total load Instant Trunking System for Wall or Bench Mounting

NEW! 10 sockets switched in sloping box



Type 13A/10SW £29.50. P&P £2 + VAT



COMPLETE WITH 6FT. CABLE
AND 13-AMP FUSED PLUG

- 4 sockets 13A £14.00
- 6 sockets 13A £16.50
- 4 sockets 13A switched £15.90
- 6 sockets 13A switched £18.45
- + Post £1 + VAT

ALL DISTRIBUTION PANELS ARE FITTED WITH MK SOCKETS & PLUG
Send for details of complete range



MAINS ISOLATING UNIT

The Olson mains isolating unit is an essential bench item for safety when testing and repairing mains-operated equipment. The isolating transformer has an earthed screen and is rated 250VA.

£38 + P&P £2 + VAT

OLSON ELECTRONICS LTD., FACTORY NO. 8, 5-7 LONG ST., LONDON E2 8HJ
TEL. 01-739 2343

WW - 087 FOR FURTHER DETAILS

S-2020TA STEREO TUNER / AMPLIFIER KIT

NOW WITH BIFET OP AMPS

A high-quality push-button FM Varicap Stereo Tuner combined with a 24W r.m.s. per channel Stereo Amplifier.

Brief Spec. Amplifier Low field Toroidal transformer. Mag. input. Tape In/Out facility (for noise reduction unit, etc.) THD less than 0.1% at 20W into 8 ohms. **High Slew Rate.** Low noise op. amps used throughout. Power on/off FET transient protection. All sockets, fuses, etc., are PC mounted for ease of assembly. Tuner section uses 3302 FET module requiring no RF alignment, ceramic IF, INTERSTATION MUTE, and phase-locked IC stereo decoder. LED tuning and stereo indicators. Tuning range 88-104MHz. 30dB mono S/N @ 1.2µV. THD 0.3%. Pre-coder. Birdy filter

PRICE: £59.95 + VAT



NELSON-JONES Mk. 2 STEREO FM TUNER KIT

A very high performance tuner with dual gate MOSFET RF and Mixer ready built front end, triple gang varicap tuning, linear phase I.F. and 3 state MPX decoder.

PRICE: £69.95 + VAT



NRDC-AMBISONIC UHJ SURROUND SOUND DECODER



The **first ever** kit specially produced by Integrex for this British NRDC backed surround sound system which is the result of 7 years' research by the Ambisonic team W W July Aug 77. The unit is designed to decode not only UHJ but virtually all other 'quadrohonic' systems (Not CD4), including the new BBC HJ. 10 input selections. The decoder is linear throughout and does not rely on listener fatigue logic enhancement techniques. Both 2 or 2 input signals and 4 or 6 output signals are provided in this most versatile unit. Complete with mains power supply, wooden cabinet, panel, knobs, etc.

Complete kit, including licence fee **£49.50 + VAT** or ready built and tested **£67.50 + VAT**

S5050A STEREO AMP Very high performance kit

50 watts rms/channel. 0.015% THD. S/N 90 dB. Mags/n 80 dB. Output device rating 360w per channel. Tone cancel switch. 2 tape monitor switches. Metal case - comprehensive heatsinks

Complete kit only **£63.90 + VAT**



(Also available our 20w/ch BIFET SZ020 Amp)



INTRUDER 1 Mk. 2 RADAR ALARM

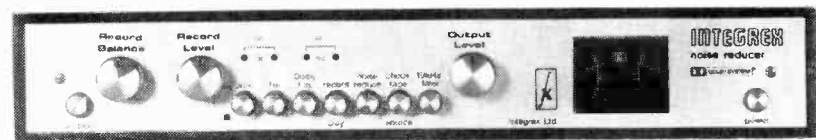
With Home Office Type approval

The original "Wireless World" published Intruder 1 has been re-designed by Integrex to incorporate several new features, along with improved performance. The kit is even easier to build. The internal audible alarm turns off after approximately 40 seconds and the unit re-arms. 240V ac mains or 12V battery operated. Disguised as a hard-backed book. Detection range up to 45 feet. Internal mains rated voltage free contacts for external bells etc.

Complete kit **£49.50** plus VAT, or ready built and tested **£64.50** plus VAT.

Wireless World Dolby noise reducer

Trademark of Dolby Laboratories Inc.



Complete Kit **PRICE: £43.90 + VAT** (3 head model available)

Also available ready built and tested

Calibration tapes are available for open-reel use and for cassette (specify which)

Single channel plug-in Dolby (TM) PROCESSOR BOARDS (92 x 87mm) with gold plated contacts and all components


Typical performance
 Noise reduction better than 9dB weighted
 Clipping level 16.5dB above Dolby level (measured at 1% third harmonic content)
 Harmonic distortion 0.1% at Dolby level typically 0.05% over most of band, rising to a maximum of 0.12%
 Signal-to-noise ratio 75dB (20Hz to 20kHz signal at Dolby level) at Monitor output
 Dynamic range >90dB
 30mV sensitivity

Price £59.40 + VAT

Price £2.40 + VAT

Price £9.00 + VAT

We guarantee full after-sales technical and servicing facilities on all our kits, have you checked that these services are available from other suppliers?



All kits are carriage free

INTEGREX LIMITED

Please send SAE for complete lists and specifications

Portwood Industrial Estate, Church Gresley,
 Burton-on-Trent, Staffs DE11 9PT
 Burton-on-Trent (0283) 215432 Telex 377106

HART KIT

J. L. Linsley Hood High Quality Cassette Recorders

LINSLEY HOOD CASSETTE RECORDER 2




Our new improved performance model of the Linsley Hood Cassette Recorder incorporates our VFL 910 vertical front mechanism and circuit modifications to increase dynamic range. Board layouts have been altered and improved but retain the outstandingly successful mother and daughter arrangement used on our Linsley Hood Cassette Recorder 1.

This latest version has the following extra features. Ultra low wow-and-flutter of .09% — easily meets DIN Hi-Fi spec. Deck controls latch in rewind modes and do not have to be held. Full Auto stop on all modes. Tape counter with memory rewind. Oil damped cassette door. Latching record button for level setting. Dual concentric input level controls. Phone output. Microphone input facility if required. Record interlock prevents re-recording on valued cassettes. Frequency generating feedback servo drive motor with built-in speed control for thermal stability. All these desirable and useful features added to the excellent design of the Linsley-Hood circuits and the quality of the components used makes this new kit comparable with built-up units of much higher cost than the modest **£94.90 + VAT** we ask for the complete kit.

LINSLEY HOOD CASSETTE RECORDER 1



We are the Designer Approved suppliers of kits for this excellent design. The Author's reputation tells all you need to know about the circuitry and Hart expertise and experience guarantees the engineering design of the kit. Advanced features include: High quality separate VU meters with excellent ballistics. Controls, switches and sockets mounted on PCB to eliminate difficult wiring. Proper moulded escutcheon for cassette aperture improves appearance and removes the need for the cassette transport to be set back behind a narrow finger trapping slot. Easy to use, robust Lenco mechanism. Switched bias and equalisation for different tape formulations. All wiring is terminated with plugs and sockets for easy assembly and test. Sophisticated modular PCB system gives a spacious, easily built and tested layout. All these features added to the high quality metalwork make this a most satisfying kit to build. Also included at no extra cost is our new HS15 Sendust Alloy record/play head, available separately at **£7.60 plus VAT**, but included FREE as part of the complete kit at **£81.50 plus VAT**.
REPRINTS of the 3 articles describing this design **45p** No VAT.
REPRINT of Postscript article **30p** No VAT.



VFL 910

VFL 910. Vertical front loading Super Hi-fi deck, as used in our new Linsley-Hood Cassette Recorder 2. **£31.99 + VAT**. Set of knobs **£1.46 + VAT**.

CASSETTE HEADS

HS15 SENDUST ALLOY SUPER HEAD Stereo R/P. Longer life than Permalloy. Higher output than Ferrite. Fantastic frequency response. Complete with data	7.60
HC20 Stereo Permalloy R/P head for replacement uses in car players, etc	4.25
HM90 Stereo R/P head for METAL tape. Complete with data	7.20
H561 Special Erase Head for METAL tape	4.90
H524 Standard Ferrite Erase Head	1.50
4-Track R/P Head. Standard Mounting	7.40
R4B4 2/2 (Double Mono) R/P Head Std. Mtg	4.90
ME151 2/2 Ferrite Erase. Large Mtg	4.25
CCE/8M 2/2 Erase Std. Mtg	7.90

We are the actual importers of these heads and invite Trade/quantity enquiries.

All prices plus VAT

We regret that due to the latest increase in postal costs we must now charge for carriage. Please add as follows:

Order up to £10 — 50p
Orders £10 to £49 — £1 P&P
Over £50 — £1.50

Export Orders — Postage or shipping at cost plus
£2 Documentation and Handling


Please send 9x4 SAE for lists giving fuller details and price breakdowns

Instant easy ordering, telephone your requirements
and credit card number to us on
Oswestry (0691) 2894

Personal callers are always welcome
but please note we are closed all day Saturday

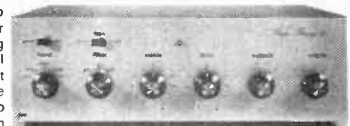
SUPER BARGAIN OFFER LENCO FFR CASSETTE DECK

For those who missed our recent bargain CT4s we now are delighted to be able to offer Brand New Lenco FFR Decks complete with motor speed and auto-stop control board fitted and tested. These will operate with any supply between 9 and 16 volts. This deck can be used for both record and playback applications and is fitted with an erase head. A mono record/play head is fitted and we can supply an extra stereo head, if ordered with the deck at the very special price of **£2 plus VAT**. We also supply, with each deck and completely FREE, one of our specially moulded escutcheons. This deck would normally cost about £25 but we are able to offer them, while they last, at only **£9.99 plus VAT**.



BAILEY 30 WATT AMPLIFIER

We have now completed our redesign of this popular amplifier to make it as easy to build as our latest kits. The power amplifiers are complete modules plugging into a power supply master board, all possible wiring has been eliminated but faith has been maintained with the existing metal work to enable owners to update if they wish. Send for full details in our list.



LINSLEY HOOD 30-WATT AMPLIFIER

Advanced new cost-effective amplifier of impeccable specification from the master. Published in the January and February issues of Hi-Fi News. We are supplying full kits to our usual professional standard.

STUART TAPE CIRCUITS

(For reel-to-reel decks)

These circuits are just the thing for converting that old valve tape deck into a useful transistorised recorder. Total system is a full three head recorder with separate record and replay sections for simultaneous off tape monitoring. We also stock the heads. This kit is well engineered but does not have the detailed instructions that we give with our more recent designs. We would not therefore recommend it to beginners. Reprints of the original three articles **45p**. Post free. No VAT.



HART KIT

HART ELECTRONIC KITS LTD
SHROPSHIRE
PENYLAN MILL OSWESTRY
phone (0691) 2894
Telex 35661
Hartel G

TRANSCENDENT 2000 SINGLE BOARD SYNTHESIZER

All kits also available as separate packs (e.g. P.C.B. component sets, hardware sets, etc.)
Prices in FREE CATALOGUE

LIVE PERFORMANCE SYNTHESIZER DESIGNED BY CONSULTANT TIM ORR (FORMERLY SYNTHESIZER DESIGNER FOR EMS LIMITED) AND FEATURED AS A CONSTRUCTIONAL ARTICLE IN ELECTRONICS TODAY INTERNATIONAL.

The TRANSCENDENT 2000 is a 3 octave instrument transposable 2 octaves up or down giving an effective 7 octave range. There is a portamento, pitch bending, a VCO with shape and pitch modulation, a VCF with both low and high pass outputs and a separate dynamic sweep control, a noise generator and an ADSR envelope shaper. There is also a slow oscillator, a new pitch detector, ADSR repeat, sample and hold, and special circuitry with precision components to ensure tuning stability amongst its many features.

The kit includes fully finished metalwork, fully assembled solid teak cabinet, filter sweep pedal, professional quality components (all resistors either 2% metal oxide or 1/2% metal trim!) and it really is complete — right down to the last nut and bolt and last piece of wire! There is even a 13A plug in the kit — you need buy absolutely no more parts before plugging in and making great music! Virtually all the components are on the one professional quality fibreglass PCB printed with component locations. All the controls mount directly on the main board, all connections to the board are made with connector plugs and construction is so simple it can be built easily in a few evenings by almost anyone capable of neat soldering! When finished you will possess a synthesizer comparable in performance and quality with ready-built units selling for between £500 and £700!



Cabinet size 24.6" x 15.7" x 4.8" (rear) 3.4" (front)

**COMPLETE KIT
ONLY
£168.50 + VAT!**

Comprehensive handbook supplied with all complete kits! This fully describes construction and tells you how to set up your synthesizer with nothing more elaborate than a multi-meter and a pair of ears!

**WE'VE MOVED!
NEW FACTORY UP!
PRICES DOWN!**

**INCREASED CAPACITY AT OUR BIG NEW FACTORY
MEANS MANY PRICES DOWN! ALL OTHER FROZEN!**
TRANSCENDENT DPX

DIGITALLY CONTROLLED, TOUCH SENSITIVE, POLYPHONIC, MULTI-VOICE SYNTHESIZER

ANOTHER SUPERB DESIGN BY SYNTHESIZER EXPERT TIM ORR! AS FEATURED IN ELECTRONICS TODAY INTERNATIONAL AUGUST, SEPTEMBER, OCTOBER 1979 ISSUES

The Transcendent DPX is a really versatile new 5 octave keyboard instrument. There are two audio outputs which can be used simultaneously. On the first there is a beautiful harpsichord of reed sound — fully polyphonic, i.e. you can play chords with as many notes as you like. On the second output there is a wide range of different voices, still fully polyphonic. It can be straightforward piano or a honky tonk piano or even a mixture of the two! Alternatively you can play strings over the whole range of the keyboard or brass over the whole range of the keyboard or should you prefer — strings on the top of the keyboard and brass at the lower end (the keyboard is electronically split after the first two octaves) or vice versa or even a combination of strings and brass sounds simultaneously. And on all voices you can switch in circuitry to make the keyboard touch sensitive! The harder you press down a key the louder it sounds — just like an acoustic piano. The digitally controlled multiplexed system makes practical touch sensitivity with the complex dynamics law necessary for a high degree of realism. There is a master volume and tone control, a separate control for the brass sounds and also a vibrato circuit with variable depth control together with a variable delay control so that the vibrato comes in only after waiting a short time after the note is struck for even more realistic string sounds.



Cabinet size 36.3" x 15.0" x 5.0" (rear) 3.3" (front)

COMPLETE KIT ONLY £299.00 + VAT!

To add interest to the sounds and make them more natural there is a chorus/ensemble unit which is a complex phasing system using CCD (charge coupled device) analogue delay lines. The overall effect of this is similar to that of several acoustic instruments playing the same piece of music. The ensemble circuitry can be switched in with either strong or mild effects.

As the system is based on digital circuitry digital data can be easily taken to and from a computer (for storing and playing back accompaniments with or without pitch or key change, computer composing, etc., etc.) and an interface socket (25 way D type) is provided for this purpose.

Although the DPX is an advanced design using a very large amount of circuitry, much of it very sophisticated, the kit is mechanically extremely simple with excellent access to all the circuit boards which interconnect with multiway connectors, just four of which are removed to separate the keyboard circuitry and the panel circuitry from the main circuitry in the cabinet.


The kit includes fully finished metalwork, solid teak cabinet, professional quality components (all resistors 2% metal oxide), nuts, bolts, etc., even a 13A plug — you need buy absolutely no more parts before plugging in and making great music! When finished you will possess an instrument comparable in performance and quality with ready-built units selling for over £1,200!

POWERTRAN

**ORDERING INFORMATION AND MORE KITS
INCLUDING THE BLACK HOLE ON NEXT PAGE**

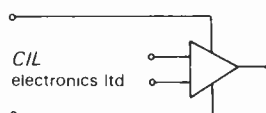
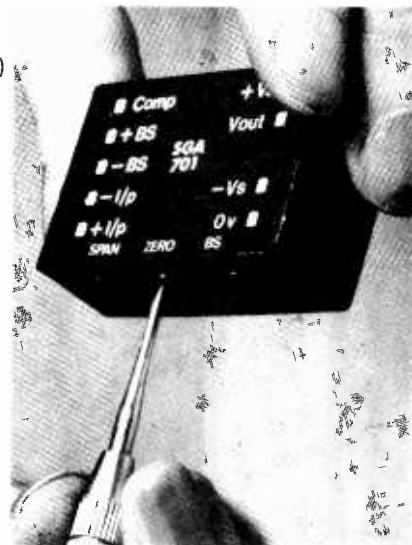
THE COMPLETE SOLUTION TO STRAIN GAUGE AMPLIFICATION

- COMPLETE WITH BRIDGE SUPPLY
- COMPLETE WITH ALL ADJUSTMENTS (SPAN ZERO BRIDGE VOLTAGE)
- COMPLETE (NO EXTERNAL COMPONENTS NEEDED)



The series SGA 700 (based on our well-proven SGA 300*) provides the complete solution to Strain Gauge Amplification. Simply connect the bridge, connect the power supplies ($\pm 11\text{v}$ to $\pm 15\text{v}$) and the SGA 700 does the rest. It also offers high stability (up to $1\mu\text{V}/^\circ\text{C}$). Miniature size (above is actual size), good supply rejection — in fact a specification as good as many instruments many times the price and size.

*WORLD PATENT APPLIED FOR



CIL Electronics Ltd
14 Willowbrook Road,
Worthing, Sussex BN14 8NA.
Tel: Worthing (0903) 204646
Telex: 87515 WISCO G ATT CIL


WW — 095 FOR FURTHER DETAILS

NEW FROM BARMECO

Introducing a new 3-element H.F. Tribanda with proven performance and reliability

THE WORLD RANGER TRIBANDER

Designed, engineered and manufactured in the U.K. Use of high quality materials ensures high electrical stability under all weather conditions with exceptional mechanical rigidity and strength. All traps are high grade P.T.F.E. formers with insulated windings.



SPECIFICATION:

Frequency	10, 15 & 20 metres
Impedance	52 ohms
R.F. Power (max.)	1 kW (AM) 2 kW (PEP)
VSWR (at resonance)	Less than 2.0:1
Forward gain	Up to 8.0 dB
Front-to-back ratio	25 dB
Mast diameter	31.75mm to 41.30mm
Wind survival	80 mph
Turning radius	14' 10"
Longest element	26' 0"
Boom length	12' 0"
Net weight	21 lbs.

Price: **£135.00** complete with Balun, plus carriage @ £3.50. High quality 50 ohm coaxial cable available @ 50p per metre. Balun available separately @ £12.50 each. All items subject to current VAT

COMING SOON: A range of HF Monobanders and a 2 metre base station vertical

Orders to:

BARNET METAL & CAR CO. LTD.
Tewin Road, Welwyn Garden City, Herts.
Telephone: Welwyn Garden 24327. Telex: 28125. Cable: BARMECO

WW — 009 FOR FURTHER DETAILS

CHROMATHEQUE 5000

POWERTRAN

5 CHANNEL LIGHTING EFFECTS SYSTEM

COMPLETE KIT ONLY
£49.50 + VAT!




Panel size 19.0" x 3.5". Depth 7.3"

This versatile system featured as a constructional article in ELECTRONICS TODAY INTERNATIONAL has 5 frequency channels with individual level controls on each channel. Control of the lights is comprehensive to say the least. You can run the unit as a straightforward sound-to-light or have it strobe all the lights at a speed dependent upon music level or front panel control or use the internal digital circuitry which produces some superb random and sequencing effects. Each channel handles up to 500W and as the kit is a single board design wiring is minimal and construction very straightforward.


Kit includes fully finished metalwork, fibreglass PCB controls, wire, etc. — Complete right down to the last nut and bolt!

All kits also available as separate packs (e.g. PCB, component sets, hardware sets, etc.) Prices in our FREE CATALOGUE.



DE LUXE EASY TO BUILD LINSLEY HOOD 75W STEREO AMPLIFIER £99.30 + VAT

This easy to build version of our world-wide acclaimed 75W amplifier kit based upon circuit boards interconnected with gold plated contacts resulting in minimal wiring and construction delightfully straightforward. The design was published in Hi-Fi News and Record Review and features include rumble filter, variable scratch filter, versatile tone controls and tape monitoring while distortion is less than 0.01%.



T20 + 20 20W STEREO AMPLIFIER £33.10 + VAT

This kit, based upon a design published in Practical Wireless, uses a single printed circuit board and offers at very low cost, ease of construction and all the normal facilities found on quality amplifiers. A 30 watt version of this kit (T30 + 30) is also available for £38.40 + VAT.

MATCHING TUNERS — See our FREE CATALOGUE!

Above 2 kits are supplied with fully finished metalwork, ready assembled high quality teak veneer cabinet, cable, nuts, bolts, etc. and full instructions — in fact everything!


BLACK HOLE

MUSIC EFFECTS DEVICE — AS FEATURED
IN ELECTRONICS TODAY INTERNATIONAL!

The BLACK HOLE designed by Tim Orr, is a powerful new musical effects device for processing both natural and electronic instruments, offering genuine VIBRATO (pitch modulation) and a CHORUS mode which gives a "spacy" feel to the sound achieved by delaying the input signal and mixing it back with the original. Notches (HOLES), introduced in the frequency response, move up and down as the time delay is modulated by the chorus sweep generator. An optional double chorus mode allows exciting anti-phase effects to be added. The device is floor standing with foot switch controls. LED effect selection indicators, has variable sensitivity, has high signal/noise ratio obtained by an audio compander and is mains powered — no batteries to change! Like all our kits everything is provided including a highly superior, rugged steel, beautifully finished enclosure.

COMPLETE KIT ONLY £49.80 + VAT (single delay line system)


De Luxe version (dual delay line system) also available for £59.80 + VAT



MPA 200 100 WATT (rms into 8Ω) MIXER/AMPLIFIER

Featured as a constructional article in ETI, the MPA 200 is an exceptionally low priced — but professionally finished — general purpose high power amplifier. It features adaptable input mixer which accepts a wider range of sources such as microphone, guitar, etc. There are wide range tone controls and a master volume control. Mechanically the MPA 200 is simplicity itself.

The kit includes fully finished metalwork, fibreglass PCBs, controls, wire, etc. — complete down to the last nut and bolt.



Panel size 19.0" x 3.5". Depth 7.3"

COMPLETE KIT
ONLY
£49.90 + VAT!
MATCHES THE
CHROMATHEQUE 5000
PERFECTLY!

PRICE STABILITY: Order with confidence. Irrespective of any price changes we will honour all prices in this advertisement until Sept. 30th, 1980, if this month's advertisement is mentioned with your order. Errors and VAT rate changes are excluded.

EXPORT ORDERS: No VAT. Postage charged at actual cost plus £1 handling and documentation.

U.K. ORDERS: Subject to 15% surcharge for VAT. No charge is made for carriage, or at current rate if changed.

SECURICOR DELIVERY: For this optional service (U.K. mainland only) add £2.50 (VAT inclusive) per kit.

SALES COUNTER: If you prefer to collect kit from the factory, call at Sales Counter Open 9 a.m. - 12 noon, 1-4.30 p.m. Monday-Thursday.

NEW FACTORY ON SAME INDUSTRIAL ESTATE
ADDRESS AND PHONE NUMBER UNCHANGED

OUR CATALOGUE IS FREE! WRITE OR PHONE NOW!

POWERTRAN ELECTRONICS

PORTWAY INDUSTRIAL ESTATE
ANDOVER, HANTS SP10 3NN

ANDOVER
(STD 0264) 64455



TRIO TEST INSTRUMENTS

THE RANGE HAS INCREASED —
THE PRICES ARE DOWN

NEW



THE CS1830 30 MHz + Sweep Delay


The CS1830 is a completely new 30 MHz dual trace oscilloscope employing a square format, internal graticule, PDA tube for accurate bright display. A new feature is the inclusion of calibrated sweep delay with a range of $1\mu\text{S}$ -100 mS and trace bright up to show the delay position. As you can see from close study of the photograph the CS1830 has all the facilities you could require in a high performance instrument but for more detail, simply ask us for a comprehensive leaflet

Brief specification

Rectangular PDA tube 120 × 96 mm. P31 phosphor	Overshoot less than 3%
Bandwidth DC-30 MHz	Sweep time 200nS/cm-0.5 S/cm
Sensitivity 5mV/cm (30 MHz)	Linearity better than 3%
2mV/cm (20 MHz)	Trig. bandwidth DC-30 MHz
Input R.C. 1 M / 23 pF	Sweep delay 1 μS -100 mS
Risetime 11.7 nS	

CS1830 only £455 + VAT includes 2 probes

NEW



THE CS1572 30 MHz for the VTR Lab. If you are in Video, you need the CS1572


The CS1572 is a dual trace 30 MHz oscilloscope designed for the video tape recorder engineer. Video delayed sweep facilities are provided to allow magnification and analysis of any point in a single video frame together with separation of video odd and even fields. A truly unique tool for anyone concerned with video measurements as well as a top specification dual trace wide band oscilloscope for general lab use. The complete range of video facilities is too great to explain in a small advertisement so why not call us and ask for the full story on the CS1572

Brief Specification

As for CS1830 except that the sweep delay feature is replaced by comprehensive video sweep delay facilities which allow complete analysis of video wave forms and VTR alignment.

CS1572 only £425 + VAT, includes 2 probes

ESTABLISHED



THE CS1577 30 MHz at 2mV + Signal Delay The most popular scope in the range.

The CS1577 is, without doubt, our most popular oscilloscope and hundreds of satisfied users in all sections of the electronics industry will confirm this. The CS1577 combines a wide bandwidth DC-30 MHz performance with extremely wide trigger bandwidth (DC-40 MHz) and 2 mV sensitivity over the full bandwidth

Fixed signal delay is provided by a helix delay line which allows viewing of the leading edges of fast pulses for accurate rise time measurement, and the 130 mm PDA tube gives a bright, stable trace even at the highest sweep speeds (20 nS/cm using × 5 expansion). Good triggering, even at low levels has always been an outstanding feature of Trio oscilloscopes and the CS1577 demonstrates this to perfection. Triggering, as in the other 30 MHz instruments can be from CH1 or CH2 or can be alternated with the beam switching so that input signals of differing frequency will provide stable displays.

Truly an oscilloscope masterpiece CS1577

CS1577 only £410 + VAT, includes 2 probes.

ESTABLISHED



THE CS1575, unique dual trace 4 function Audio Scope

The CS1575 is a unique tool for the audio engineer. It features the normal facility of dual trace display with sensitivity to 1 mV/cm but not only can it display the input signal on two channels, it can **simultaneously** display the phase angle between them and measure the phase angle referenced to a zero phase calibration display. In addition to these unique features, you also have independent triggering from each channel to give stable displays even with widely differing input frequencies.

Absolutely indispensable to the professional audio engineer, the CS1575 is now in use all over the world. See it in action or send for complete details

CS1575 only £235 + VAT.

AND TWO NEW ADDITIONS TO THE RANGE

DL705 MULTIMETER

DC to 1000V
AC to 1000V
 Ω to 20M Ω
I to .2A

Semi Auto Ranging



£70 + VAT

FC756 500 MHz COUNTER

10 Hz-500 MHz
50mV

Superb
instrument



£225 + VAT

For further details and ex stock delivery contact

LOWE ELECTRONICS

CHESTERFIELD ROAD, MATLOCK, DERBS.
0629-2430 - TELEX 377482

8K ON BOARD MEMORY!

5K RAM, 3K ROM or 4K RAM, 4K ROM (link selectable). Kit supplied with 3K RAM, 3K ROM. System expandable for up to 32K memory.

2 KEYBOARDS!

56 Key alphanumeric keyboard for entering high level language plus 16 key Hex pad for easy entry of machine code.

GRAPHICS!

64 character graphics option — includes transistor symbols! Only £18.20 extra!

MEMORY MAPPED

High resolution VDU circuitry using discrete TTL for extra flexibility. Has its own 2K memory to give 32 lines for 64 characters

KANSAS CITY

Low error rate tape interface

2 MICROPROCESSORS

Z80 the powerful CPU with 158 instruction including all 78 of the 8080, controls the MM57109 number cruncher. Functions include +, -, *, /, squares, roots, logs exponentials, trig functions, inverses, etc. Range 10⁻⁹⁹ to 9 x 19⁻⁹⁹ to B figures plus 2 exponent digits.

EFFICIENT OPERATION

Why waste valuable memory on sub routines for numeric processing? The number cruncher handles everything internally!

RESIDENT BASIC

With extended mathematical capability. Only 2K memory used but more powerful than most 8K Basics!

1K MONITOR

Resident in EPROM.

SINGLE BOARD DESIGN

Even keyboards and power supply circuitry on the superb quality double-sided plated through-hole PCB.



Cabinet size 19.0" x 15.7" x 3.3"

Television not included in price

COMPLETE KIT

NOW ONLY

£225 + VAT!


**NEW FACTORY UP!
PRICES DOWN!
INCREASED CAPACITY AT OUR BIG NEW FACTORY MEANS MANY PRICES DOWN! ALL OTHERS FROZEN!**

POWERTRAN

PSI Comp 80. Z80 Based powerful scientific computer
Design as published in Wireless World.

The kit for this outstandingly practical design by John Adams published in a series of articles in Wireless World really is complete!

Included in the PSI COMP 80 scientific computer kit is a professionally finished cabinet, fibre-glass double sided, plated-through-hole printed circuit board, 2 keyboards PCB mounted for ease of construction, IC sockets, high reliability metal oxide resistors, power supply using custom designed toroidal transformer, 2K Basic and 1K monitor in EPROMS and, of course, wire, nuts, bolts, etc.



KIT ALSO AVAILABLE AS SEPARATE PACKS

For those customers who wish to spread their purchase or build a personalised system the kit is available as separate packs e.g. PCB (16" x 12.5") £43.20. Pair of keyboards £34.80. Firmware in EPROMS £30.00. Toroidal transformer and power supply components £17.60. Cabinet (very rugged, made from steel, really beautifully finished) £26.50. P.S. Will greatly enhance any other single board computer including OHIO SUPERBOARD for which it can be readily modified. Other packs listed in our FREE CATALOGUE.

PSI COMP 80 Memory Expansion System

Expansion up to 32K all inside the computer's own cabinet!

By carefully thought-out engineering a mother board with buffers and its own power supply (powered by the computer's transformer) enables up to 3 8K RAM or 8K ROM boards to be fitted neatly inside the computer cabinet. Connections to the mother board from the main board expansion socket is made via a ribbon cable.

- Mother Board:** Fibre glass double sided plated through hole PCB 8.7" x 3.0" set of all components including all brackets, fixing parts and ribbon cable with socket to connect to expansion plug **£39.90**
- 8K Static RAM board:** Fibre glass double sided plated through hole PCB 5.6" x 4.8" **£12.50**
Set of components including IC sockets, plug and socket but excluding RAMS **£11.20**
2114L RAM (16 required) **£5.00**
Complete set of board, components, 16 RAMS **£89.50**
- 8K ROM board:** Fibre glass double sided plated through hole PCB 5.6" x 4.8" **£12.40**
Set of components including IC sockets, plug and socket but excluding ROMS **£10.70**
270B ROM (8 required) **£8.00**
Complete set of board, components, 8 ROMS **£78.50**

Value Added Tax not included in prices

PRICE STABILITY. Order with confidence! Irrespective of any price changes we will honour all prices in this advertisement until Sept. 30th, 1980, if this month's advertisement is mentioned with your order. Errors and VAT rate change excluded.

EXPORT ORDERS: No VAT. Postage charged at actual cost plus £1 handling and documentation.

U.K. ORDERS: Subject to 15% surcharge for VAT. NO charge is made for carriage. *Or current rate if changed.

SECURICOR DELIVERY. For this optional service (U.K. mainland only) add £2.50 (VAT inclusive) per kit.

SALES COUNTER. If you prefer to collect your computer from the factory, call at Sales Counter. Open 9 a.m.-12 noon, 1-4.30 p.m. Monday-Thursday.


**NEW FACTORY ON SAME INDUSTRIAL ESTATE
ADDRESS AND TELEPHONE NUMBER UNCHANGED**

POWERTRAN ELECTRONICS

PORTWAY INDUSTRIAL ESTATE
ANDOVER HANTS SP10 3NN

ANDOVER
(0264) 64455

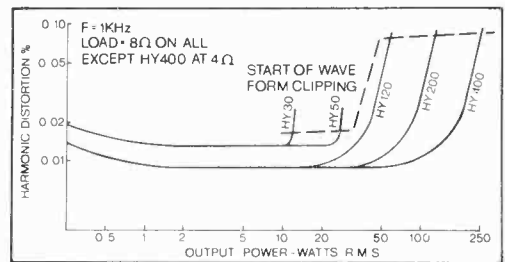
Simply ahead...



ILP PRE-AMPS ARE COMPATIBLE WITH ALL ILP POWER AMPS AND PSUs

POWER AMPLIFIERS

ILP Power Amplifiers are encapsulated within heatsinks designed to meet total heat dissipation needs. They are rugged and made to last a lifetime. Advanced circuitry ensures their suitability for use with the finest loudspeakers, pickups, tuners, etc. using digital or analogue sound sources.



Model	Output Power R.M.S.	Distortion Typical at 1KHz	Minimum Signal/Noise Ratio	Power Supply Voltage	Size in mm	Weight in gms	Price + V.A.T.
HY30	15 W into 8 Ω	0.02%	100 dB	20.0 +20	105x50x25	155	£6.34 + 95c.
HY50	30 W into 8 Ω	0.02%	100 dB	25.0 +25	105x50x25	155	£7.24 + £1.09
HY120	60 W into 8 Ω	0.01%	100 dB	35.0 +35	114x50x85	575	£15.20 + £2.28
HY200	120 W into 8 Ω	0.01%	100 dB	45.0 +45	114x50x85	575	£18.44 + £2.77
HY400	240 W into 4 Ω	0.01%	100 dB	45.0 +45	114x100x85	1.15Kg	£27.68 + £4.15

Load impedance - all models 4Ω - ∞
Input sensitivity - all models 500 mV
Input impedance - all models 100K Ω
Frequency response - all models 10Hz - 45KHz - 3dB

POWER SUPPLY UNITS



ILP Power Supply Units with transformers made in our own factory are designed specifically for use with ILP power amplifiers and are in two basic forms - one with circuit panel mounted on conventionally styled laminated transformer, for smaller PSU's - in the other, for larger PSU's, ILP toroidal transformers are used which are half the size and weight of laminated equivalents, are more efficient and have greatly reduced radiation.

PSU 30 ± 15V at 100mA to drive up to 12 x HY6 or 6 x HY6-6 £4.50 + £0.68 VAT

THE FOLLOWING WILL ALSO DRIVE ILP PRE-AMPS

PSU 36 for 1 or 2 HY30's £8.10 + £1.22 VAT

PSU 50 for 1 or 2 HY50's £8.10 + £1.22 VAT

PSU 60 with toroidal transformer for 1 HY 120 £9.75 + £1.46 VAT


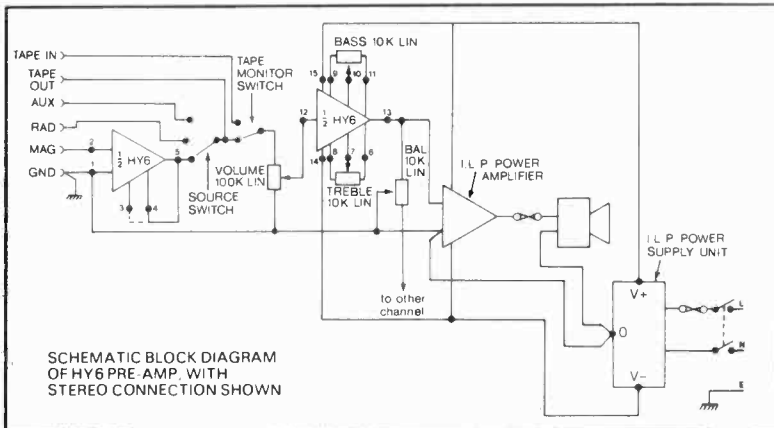
PSU 70 with toroidal transformer for 1 or 2 HY 120's £13.61 + £2.04 VAT

PSU 90 with toroidal transformer for 1 HY 200 £13.61 + £2.04 VAT

PSU 180 with toroidal transformer for 1 HY 400 or 2 x HY 200 £23.02 + £3.45 VAT

AVAILABLE ALSO FROM WATFORD ELECTRONICS, MARSHALLS AND CERTAIN OTHER SELECTED STOCKISTS.

this time with two new pre-amps



HY6 mono HY6-6 stereo

When ILP add a new design to their audio-module range, there have to be very special reasons for doing so. You expect even better results. We have achieved this with two new pre-amplifiers - HY6 for mono operation, HY6-6 for stereo. We have simplified connections, and improved performance figures all round. Our new pre-amps are short-circuit and polarity protected; mounting boards are available to simplify construction.

Sizes - HY6 - 45 x 20 x 40 mm HY6-6 90 x 20 x 40 mm Active Tone Control circuits provide ± 12 dB cut and boost. Inputs Sensitivity - Mag. PU - 3mV Mic - selectable 1-12mV All others 100mV Tape O/P - 100mV Main O/P - 500mV; Frequency response - D.C. to 100KHz - 3dB

HY6 mono

£5.60

+ VAT 84p

HY6-6 stereo

£10.60

+ VAT £1 59

Connectors included

B6 Mounting Board

78p + 12p VAT

B6-6 Mounting Board

99p + 15p VAT

- LOW DISTORTION - Typically 0.005%
- S/N RATIO - Typically 90dB (Mag. P.U. - 68dB).
- HIGH OVERLOAD FACTOR - 38dB on Mag. P.U.
- LATEST DESIGN HIGH QUALITY CONNECTORS.
- REQUIRE ONLY POTS, SWITCHES, PLUGS AND SOCKETS.
- COMPATIBLE WITH ALL ILP POWER AMPS AND PSUs.
- NEEDS ONLY UNREGULATED POWER SUPPLY $\pm 15V$ to $\pm 50V$.

**NO QUIBBLE
5 YEAR GUARANTEE
7-DAY DESPATCH ON
ALL ORDERS
BRITISH DESIGN AND
MANUFACTURE
FREEPOST SERVICE
- see below**

★ ALL U.K. ORDERS DESPATCHED POST PAID

HOW TO ORDER, USING FREEPOST SERVICE

Simply fill in order coupon with payment or credit card instructions. Post to address as below but do not stamp envelope - we pay postage on all letters sent to us by readers of this journal.



**ILP
ELECTRONICS LTD.**

FREEPOST 5 Graham Bell House, Roper Close,
Canterbury, Kent CT2 7EP.
Telephone (0227) 54778 Telex 965780

Please supply

..... Total purchase price £

Enclose Cheque Postal Orders International Money Order


Please debit my Access/Barclaycard Account No

NAME

ADDRESS

Signature

WW - 091 FOR FURTHER DETAILS



NEW

**HANDLE PROFILE
MAKES LIFTING AND
CARRYING EFFORTLESS**

The Mod-1 type U series, an addition to the AKA Mod-1 range, is a free-standing instrument case with one very important feature. In each side of the case there is a unique handle profile, making it easy to grip, lift and carry, however heavy the contents.

These distinctive cases are made of anodised aluminium extrusions with attractive blue top and base plates, and side panels. Type U cases are manufactured in three widths, two depths, and heights of 3, 4 and 6U. Front handles, folding feet and a rear panel are provided; the front panels, card guides, edge connectors and other accessories are ordered separately. Send for free catalogue and price list.

THE BIGGEST SELECTION OF CASES IN EUROPE



WEST HYDE


WEST HYDE DEVELOPMENTS LIMITED, UNIT 9, PARK STREET INDUSTRIAL ESTATE, AYLESBURY, BUCKS. TEL. 0296 20441

WW — 085 FOR FURTHER DETAILS

**video
amplifiers
music centres
electronic organs**

Read all about home entertainment ideas for the nineteen-eighties in the new Hi Fi Yearbook and Home Entertainment. Still the leading reference book on Hi Fi it's now bigger and better than ever, with over 550 pages and new sections covering other types of home entertainment equipment: radios, electronic organs, colour TVs, video recorders and electronic TV games. There are specifications, prices and illustrations for the equipment covered, as well as informative articles written by experts.... Plus directories of manufacturers, suppliers and dealers.

Hi Fi Year Book and Home Entertainment 1980 available at leading newsagents and bookshops from November 1st. Price £3.75.
If in difficulty order direct from the publishers @ £4.25 inclusive.



To: General Sales Manager, Room CP34,
IPC Business Press Ltd., Dorset House,
Stamford Street, London SE1 9LU

ORDER FORM

Please send me copy/copies of Hi Fi Year Book and Home Entertainment 1980 @ £4.25 a copy inclusive, remittance enclosed. Cheque/p.o. should be made payable to IPC Business Press Ltd.

Name
(please print)
Address

Registered in England No 677128
Registered Office: Dorset House, Stamford Street, London SE1 9LU


WW

LANGREX SUPPLIES LTD


Climax House, Fallsbrook Rd., Streatham, London SW16 6ED

RST Tel: 01-677 2424 Telex: 946708 RST

SEMICONDUCTORS			
AA119	0.12	ASZ15	1.44
AA30	0.31	ASZ16	1.44
AA32	0.48	ASZ17	1.44
AA213	0.21	ASZ20	1.72
AA215	0.39	ASZ21	2.30
AA217	0.33	AU113	1.96
AC107	0.69	AU110	1.96
AC125	0.23	AU110	1.96
AC126	0.23	BA145	0.15
AC127	0.23	BA148	0.15
AC128	0.23	BA154	0.10
AC141	0.29	BA156	0.12
AC141K	0.40	BA156	0.10
AC142	0.23	BAW62	0.06
AC142K	0.35	BAX13	0.07
AC176	0.23	BAX16	0.10
AC187	0.23	BC107	0.14
AC188	0.23	BC108	0.14
AC197	0.98	BC109	0.15
ACV18	0.92	BC113	0.14
ACV19	0.86	BC114	0.15
ACV20	0.80	BC115	0.16
ACV21	0.86	BC116	0.17
ACV39	1.72	BC117	0.20
AD149	0.98	BC118	0.20
AD161	0.52	BC125	0.18
AD162	0.52	BC126	0.23
AF106	0.52	BC135	0.16
AF114	0.88	BC136	0.17
AF115	0.86	BC137	0.17
AF116	0.86	BC147	0.19
AF117	0.86	BC148	0.19
AF139	0.46	BC149	0.10
AF186	1.38	BC157	0.10
AF239	0.52	BC158	0.09
AFZ11	3.16	BC159	0.12
AFZ12	3.16	BC167	0.12
ASV26	0.46	BC170	0.13
ASV27	0.46	BC171	0.12
BD131	0.40	BD132	0.44
BD135	0.39	BD136	0.39
BD137	0.40	BD138	0.46
BD139	0.49	BD140	0.51
BD144	2.30	BD181	1.26
BD182	1.36	BD182	1.36
BD237	0.46	BD238	0.63
BDX10	1.05	BDX12	2.30
BDY20	1.44	BDY20	1.44
BF115	0.29	BF115	0.29
BF152	0.21	BF152	0.21
BF153	0.23	BF153	0.23
BF154	0.20	BF154	0.20
BF159	0.26	BF159	0.26
BF160	0.18	BF160	0.18
BF167	0.23	BF167	0.23
BF173	0.23	BF173	0.23
BF177	0.28	BF177	0.28
BF178	0.28	BF178	0.28
BF179	0.29	BF179	0.29
BF180	0.35	BF180	0.35
BF181	0.35	BF181	0.35
BF182	0.35	BF182	0.35
BF183	0.29	BF183	0.29
BF184	0.18	BF184	0.18
BF185	0.29	BF185	0.29
BF194	0.10	BF194	0.10
BF195	0.10	BF195	0.10
BF196	0.12	BF196	0.12
BF197	0.14	BF197	0.14
BF200	0.31	BF200	0.31
BF224	0.23	BF224	0.23
BF244	0.32	BF244	0.32
BF257	0.28	BF257	0.28
BF259	0.37	BF259	0.37
BF336	0.35	BF336	0.35
BF337	0.35	BF337	0.35
BF338	0.35	BF338	0.35
BF351	0.26	BF351	0.26
BF528	2.56	BF528	2.56
MJE370	1.35	MJE370	1.35
MJE371	0.71	MJE371	0.71
MFE200	0.60	MFE200	0.60
MJE250	1.63	MJE250	1.63
MJE255	1.44	MJE255	1.44
MJE3055	0.86	MJE3055	0.86
MPE102	0.35	MPE102	0.35
MPE103	0.35	MPE103	0.35
MPE104	0.35	MPE104	0.35
MPE105	0.35	MPE105	0.35
MPSA06	0.28	MPSA06	0.28
MPSA56	0.30	MPSA56	0.30
MPSU01	0.41	MPSU01	0.41
MPE102	0.35	MPE102	0.35
MPE103	0.35	MPE103	0.35
MPE104	0.35	MPE104	0.35
MPE105	0.35	MPE105	0.35
MPSA06	0.28	MPSA06	0.28
MPSA56	0.30	MPSA56	0.30
MPSU01	0.41	MPSU01	0.41
CRS3 60	1.04	CRS3 60	1.04
CR36	1.73	CR36	1.73
GEK541	4.60	GEK541	4.60
GJM3	0.86	GJM3	0.86
K03078A	2.02	K03078A	2.02
KJ100A	0.52	KJ100A	0.52
MS1340	0.92	MS1340	0.92
MJE370	1.35	MJE370	1.35
MJE371	0.71	MJE371	0.71
MFE200	0.60	MFE200	0.60
MJE250	1.63	MJE250	1.63
MJE255	1.44	MJE255	1.44
MJE3055	0.86	MJE3055	0.86
MPE102	0.35	MPE102	0.35
MPE103	0.35	MPE103	0.35
MPE104	0.35	MPE104	0.35
MPE105	0.35	MPE105	0.35
MPSA06	0.28	MPSA06	0.28
MPSA56	0.30	MPSA56	0.30
MPSU01	0.41	MPSU01	0.41
CRS3 60	1.04	CRS3 60	1.04
CR36	1.73	CR36	1.73
GEK541	4.60	GEK541	4.60
GJM3	0.86	GJM3	0.86
K03078A	2.02	K03078A	2.02
KJ100A	0.52	KJ100A	0.52
MS1340	0.92	MS1340	0.92
MJE370	1.35	MJE370	1.35
MJE371	0.71	MJE371	0.71
MFE200	0.60	MFE200	0.60
MJE250	1.63	MJE250	1.63
MJE255	1.44	MJE255	1.44
MJE3055	0.86	MJE3055	0.86
MPE102	0.35	MPE102	0.35
MPE103	0.35	MPE103	0.35
MPE104	0.35	MPE104	0.35
MPE105	0.35	MPE105	0.35
MPSA06	0.28	MPSA06	0.28
MPSA56	0.30	MPSA56	0.30
MPSU01	0.41	MPSU01	0.41
CRS3 60	1.04	CRS3 60	1.04
CR36	1.73	CR36	1.73
GEK541	4.60	GEK541	4.60
GJM3	0.86	GJM3	0.86
K03078A	2.02	K03078A	2.02
KJ100A	0.52	KJ100A	0.52
MS1340	0.92	MS1340	0.92
MJE370	1.35	MJE370	1.35
MJE371	0.71	MJE371	0.71
MFE200	0.60	MFE200	0.60
MJE250	1.63	MJE250	1.63
MJE255	1.44	MJE255	1.44
MJE3055	0.86	MJE3055	0.86
MPE102	0.35	MPE102	0.35
MPE103	0.35	MPE103	0.35
MPE104	0.35	MPE104	0.35
MPE105	0.35	MPE105	0.35
MPSA06	0.28	MPSA06	0.28
MPSA56	0.30	MPSA56	0.30
MPSU01	0.41	MPSU01	0.41
CRS3 60	1.04	CRS3 60	1.04
CR36	1.73	CR36	1.73
GEK541	4.60	GEK541	4.60
GJM3	0.86	GJM3	0.86
K03078A	2.02	K03078A	2.02
KJ100A	0.52	KJ100A	0.52
MS1340	0.92	MS1340	0.92
MJE370	1.35	MJE370	1.35
MJE371	0.71	MJE371	0.71
MFE200	0.60	MFE200	0.60
MJE250	1.63	MJE250	1.63
MJE255	1.44	MJE255	1.44
MJE3055	0.86	MJE3055	0.86
MPE102	0.35	MPE102	0.35
MPE103	0.35	MPE103	0.35
MPE104	0.35	MPE104	0.35
MPE105	0.35	MPE105	0.35
MPSA06	0.28	MPSA06	0.28
MPSA56	0.30	MPSA56	0.30
MPSU01	0.41	MPSU01	0.41
CRS3 60	1.04	CRS3 60	1.04
CR36	1.73	CR36	1.73
GEK541	4.60	GEK541	4.60
GJM3	0.86	GJM3	0.86
K03078A	2.02	K03078A	2.02
KJ100A	0.52	KJ100A	0.52
MS1340	0.92	MS1340	0.92
MJE370	1.35	MJE370	1.35
MJE371	0.71	MJE371	0.71
MFE200	0.60	MFE200	0.60
MJE250	1.63	MJE250	1.63
MJE255	1.44	MJE255	1.44
MJE3055	0.86	MJE3055	0.86
MPE102	0.35	MPE102	0.35
MPE103	0.35	MPE103	0.35
MPE104	0.35	MPE104	0.35
MPE105	0.35	MPE105	0.35
MPSA06	0.28	MPSA06	0.28
MPSA56	0.30	MPSA56	0.30
MPSU01	0.41	MPSU01	0.41
CRS3 60	1.04	CRS3 60	1.04
CR36	1.73	CR36	1.73
GEK541	4.60	GEK541	4.60
GJM3	0.86	GJM3	0.86
K03078A	2.02	K03078A	2.02
KJ100A	0.52	KJ100A	0.52
MS1340	0.92	MS1340	0.92
MJE370	1.35	MJE370	1.35
MJE371	0.71	MJE371	0.71
MFE200	0.60	MFE200	0.60
MJE250	1.63	MJE250	1.63
MJE255	1.44	MJE255	1.44
MJE3055	0.86	MJE3055	0.86
MPE102	0.35	MPE102	0.35
MPE103	0.35	MPE103	0.35
MPE104	0.35	MPE104	0.35
MPE105	0.35	MPE105	0.35
MPSA06	0.28	MPSA06	0.28
MPSA56	0.30	MPSA56	0.30
MPSU01	0.41	MPSU01	0.41
CRS3 60	1.04	CRS3 60	1.04
CR36	1.73	CR36	1.73
GEK541	4.60	GEK541	4.60
GJM3	0.86	GJM3	0.86
K03078A	2.02	K03078A	2.02
KJ100A	0.52	KJ100A	0.52
MS1340	0.92	MS1340	0.92
MJE370	1.35	MJE370	1.35
MJE371	0.71	MJE371	0.71
MFE200	0.60	MFE200	0.60
MJE250	1.63	MJE250	1.63
MJE255	1.44	MJE255	1.44
MJE3055	0.86	MJE3055	0.86
MPE102	0.35	MPE102	0.35
MPE103	0.35	MPE103	0.35
MPE104	0.35	MPE104	0.35
MPE105	0.35	MPE105	0.35
MPSA06	0.28	MPSA06	0.28
MPSA56	0.30	MPSA56	0.30
MPSU01	0.41	MPSU01	0.41
CRS3 60	1.04	CRS3 60	1.04
CR36	1.73	CR36	1.73
GEK541	4.60	GEK541	4.60
GJM3	0.86	GJM3	0.86
K03078A	2.02	K03078A	2.02
KJ100A	0.52	KJ100A	0.52
MS1340	0.92	MS1340	0.92
MJE370	1.35	MJE370	1.35
MJE371	0.71	MJE371	0.71
MFE200	0.60	MFE200	0.60
MJE250	1.63	MJE250	1.63
MJE255	1.44	MJE255	1.44
MJE3055	0.86	MJE3055	0.86
MPE102	0.35	MPE102	0.35
MPE103	0.35	MPE103	0.35
MPE104	0.35	MPE104	0.35
MPE105	0.35	MPE105	0.35
MPSA06	0.28	MPSA06	0.28
MPSA56	0.30	MPSA56	0.30
MPSU01	0.41	MPSU01	0.41
CRS3 60	1.04	CRS3 60	1.04
CR36	1.73	CR36	1.73
GEK541	4.60	GEK541	4.60
GJM3	0.86	GJM3	0.86
K03078A	2.02	K03078A	2.02
KJ100A	0.52	KJ100A	0.52
MS1340	0.92	MS1340	0.92
MJE370	1.35	MJE370	1.35
MJE371	0.71	MJE371	0.71
MFE200	0.60	MFE200	0.60
MJE250	1.63	MJE250	1.63
MJE255	1.44	MJE255	1.44
MJE3055	0.86	MJE3055	0.86
MPE102	0.35	MPE102	0.35
MPE103	0.35	MPE103	0.35
MPE104	0.35	MPE104	0.35
MPE105	0.35	MPE105	0.35
MPSA06	0.28	MPSA06	0.28
MPSA56	0.30	MPSA56	0.30
MPSU01	0.41	MPSU01	0.41
CRS3 60	1.04	CRS3 60	1.04
CR36	1.73	CR36	1.73
GEK541	4.60	GEK541	4.60
GJM3	0.86	GJM3	0.86
K03078A	2.02	K03078A	2.02
KJ100A	0.52	KJ100A	0.52
MS1340	0.92	MS1340	0.92
MJE370	1.35	MJE370	1.35
MJE371	0.71	MJE371	0.71
MFE200	0.60	MFE200	0.60
MJE250	1.63	MJE250	1.63
MJE255	1.44	MJE255	1.44
MJE3055	0.86	MJE3055	0.86
MPE10			



NewBear Books



<p>BOOKS</p> <p>The S100 and other Micro-buses Software Development Computers & Commonsense Architecture of Small Computer Systems Principles of Data-base Management 16-bit Microprocessor Architecture 6502 Assembly Language Programming Introductory Experiments with Digital Electronics and 8080A Book 1 Book 2 Micromputers for Business Applications Handbook of Microprocessors, Microcomputers and Minicomputers Introduction to Microprocessors The VNR Concise Encyclopedia of Mathematics Micro Program Software Development</p> <p>GAMES</p> <p>32 Basic Programs for the PET Game Playing with Computers Game Playing with Basic Star Ship Simulation SARGON</p> <p>BASIC</p> <p>The Basic Handbook Learning Level II Basic with Business Applications Illustrated Basic</p> <p>Z80 BOOKS</p> <p>Introduction to TRS80 Graphics Z80 Instant Programs (book) for Nascom Z80 Instant Programs (Cassette) for Nascom Z80 Assembly Language Programming</p>	<p>AUTHOR</p> <p>Poe Jones Hunt Lippiatt Martin Dolhaff Osbourne</p> <p>Rony Rony Barden</p> <p>Lenk Levanthal</p> <p>Gellert Duncan</p> <p>Rugg Spencer Spencer</p> <p>Lien Lien Lott Alcock</p> <p>Inman Hopton</p> <p>Hopton Osbourne</p>	<p>PRICE</p> <p>£5.15 £14.45 £3.95 £4.50 £12.99 £16.70 £6.96</p> <p>£8.40 £8.40 £5.80</p> <p>£11.65 £9.45</p> <p>£15.35 £13.45</p> <p>£8.90 £10.20 £4.20 £5.10 £9.50</p> <p>£11.00 £11.00 £8.40 £2.50</p> <p>£5.75 £7.50</p> <p>£10.00 £8.15</p>	<p>INTRODUCTION BOOKS</p> <p>Introduction to Microcomputers. Vol. 0 Introduction to Microcomputers. Vol. 1 Introduction to Microcomputers. Vol. 2 Introduction to Microcomputers. Vol. 3 Introduction to Computers in Business</p> <p>8080</p> <p>8080/8085 Assembly Language Programming 8080 Programming for Logic Design 8080/8085 Software Design</p> <p>PASCAL</p> <p>Pascal User Manual & Report Problem Solving Using Pascal An Intro. to Programming & Problem Solving with Pascal Structured Programming & Problem Solving with Pascal Introduction to Pascal</p> <p>6502</p> <p>Programming the 6502 6502 Applications Handbook 6502 Assembly Language Programming Handbook of Electronic Analysis Using Programmable Calculators</p> <p>SOFTWARE TAPES FOR PET & TRS80</p> <p>Applications Program Game Program Graphics Display & Misc Program</p> <p>8080/8085 Assembly Language Programming Osbourne £5.95 Introduction to Microcomputers. Vol. 1 Osbourne £6.30 Introduction to Microcomputers. Vol. 2 Osbourne £14.95 Introduction to Microcomputers. Vol. 3 Osbourne £10.95 Introduction to Computers in Business Awad £10.45</p> <p>8080/8085 Assembly Language Programming Osbourne £6.95 8080 Programming for Logic Design Osbourne £6.30 8080/8085 Software Design Titus £7.50</p> <p>Pascal User Manual & Report Springer/Verlag £5.52 Problem Solving Using Pascal Springer/Verlag £7.84 An Intro. to Programming & Problem Solving with Pascal Schneider £9.50 Structured Programming & Problem Solving with Pascal Kiebertz £8.40 Introduction to Pascal Welsh/Elder £6.95</p> <p>Programming the 6502 R. Zaks £7.95 6502 Applications Handbook R. Zaks £7.95 6502 Assembly Language Programming Osbourne £8.25 Handbook of Electronic Analysis Using Programmable Calculators Murdock £19.00</p> <p>Applications Program Educational Program Game Program Mathematics Program Graphics Display & Misc Program</p> <p>All at £6.65 each + 15% V.A.T.</p> <p>Terms: OFFICIAL ORDERS (min. £10.00). ACCESS & BARCLAYCARD WELCOME. SEND FOR COMPLETE BOOK LIST. ALL PRICES INCLUDE POSTAGE & PACKING.</p>
--	---	---	---

MAIL ORDER: 40 Bartholomew Street, Newbury, Berks. Tel: 0635 30505
MANCHESTER: 220-222 Stockport Road, Cheadle Heath, Stockport. Tel: 061 491 2290
BIRMINGHAM: 1st Floor Offices, Tivoli Centre, Coventry Road, Birmingham. Tel: 021 707 7170

The Polytechnic of Central London
School of Engineering and Science


MSc in Communication Systems

A two-year, part-time, day release course starting October 1980, specially prepared for engineers in industry keen to extend their design skills in the communications field. Emphasis is on both fundamental theoretical topics and practical implementation of traditional and new digital techniques.

During the second year, students undertake a project applying to some aspect of modern communications study, which is usually allied to the student's place of work.

Applicants should have a degree in Electrical/Electronic Engineering, or membership of a professional institute, plus relevant experience, or equivalent qualifications.

Further details and application forms from
The Registry, School of Engineering and Science
PCL, 115 New Cavendish Street, London W1M 8JS
Tel. 01-486 5811, ext. 6234



WW — 074 FOR FURTHER DETAILS

FOTOLAK

POSITIVE LIGHT SENSITIVE AEROSOL LACQUER

Enables YOU to produce perfect printed circuits in minutes!
Method: Spray cleaned board with lacquer. When dry, place positive master of required circuit on now sensitized surface. Expose to daylight, develop and etch. Any number of exact copies can of course be made from one master. Widely used in industry for prototype work.

FOTOLAK	£2.00	Pre-coated 1/16 Fibre-glass board	
Developer	30p	204mm x 114mm	£1.50
Ferric Chloride	50p	204mm x 228mm	£3.00
		408mm x 228mm	£6.00
		467mm x 305mm	£9.00

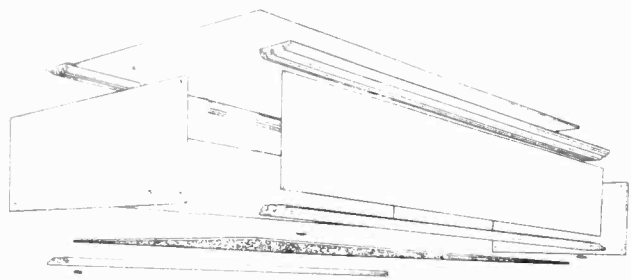
Plain Copper-clad Fibre-glass	Single-sided	Double-sided
Approx 3.18mm thick sq ft		£1.50
Approx 2.00mm thick sq ft	£2.00	
Approx 1.00mm thick sq ft	£1.50	£1.75
Clear Acetate Sheet for making master, 260mm x 260mm		12p

Postage and packing 65p per order. VAT 15% on total

G. F. MILWARD ELECTRONIC COMPONENTS LIMITED
369 Alum Rock Road, Birmingham B8 3DR. Telephone: 021-327 2339

ALUMINIUM BOX CASES

(for the professionals)



ARO aluminium box cases now have a new design to enable simple fitting of your circuit boards without the complexity of drilling the case.

Although a low-cost case, it is exceptionally well finished and is enhanced by the proportion of anodised aluminium to leather textured aluminium top and bottom plates. The design of these cases enable them to be unassembled and assembled with speed and ease. All cases are supplied unassembled and shrink-wrapped for your convenience.

Example of the competitive prices of Aro Box Cases

L	W	H	£	L	W	H	£	L	W	H	£
8 1/2"	x 5"	x 2 1/2"	£7.25	8 1/2"	x 9"	x 3 1/2"	£9.75	17"	x 9"	x 5 1/2"	£14.25
12"	x 5"	x 2 1/2"	£8.75	12"	x 9"	x 3 1/2"	£11.00	12"	x 9"	x 5 1/2"	£13.80
17"	x 5"	x 2 1/2"	£11.00	17"	x 9"	x 3 1/2"	£11.75	8 1/2"	x 9"	x 5 1/2"	£12.90

Quantity discounts available. Overseas enquiries welcome. Prices exclusive of VAT, but include postage within UK. Terms: Cash with Order. S.A.E. for further details.

ARO DYNAMICS LIMITED, Westmorland Road, Kingsbury, London NW9 9RR. Telephone: 01-204 7277. Telex: 923547


WW—063 FOR FURTHER DETAILS

Z & I AERO SERVICES LTD.

Head Office: 42-44A-46 WESTBOURNE GROVE, LONDON W2 5SF
Tel. 727 5641 Telex 261306

RETAIL SHOP
85 TOTTENHAM COURT ROAD, W.1
Tel. 580-8403

SPECIAL OFFER OF BRAND NEW USSR MADE MULTIMETERS



TYPE	U4313	U4315
Sensitivity D.C.	20,000 o.p.v.	20,000 o.p.v.
Sensitivity A.C.	2,000 o.p.v.	2,000 o.p.v.
D.C. Current	60µA-1.5A	50µA-2.5A
A.C. Current	0.6mA-1.5A	0.5mA-2.5A
D.C. Volts	75mV-600V	75mV-1000V
A.C. Volts	15V-600V	1V-1000V
Resistance	1K-1M	300Ω-500kΩ
Capacity	0.5µF	0.5µF
Accuracy	1.5% D.C. 2.5% A.C.	2.5% D.C. 4% A.C.

Price complete with pressed steel carrying case and test leads
Packing and postage (U.K.)

£10.50 £1.50
£10.50 £1.50




TYPE U4324

D.C. Current	0.06-0.6-60-600mA-3A
A.C. Current	0.3-3-30-300mA-3A
D.C. Voltage	0.6-1.2-3-12-30-60-120-600-1200V
A.C. Voltage	3-6-15-60-150-300-600-900V
Resistance	500Ω-5-50-500kΩ
Accuracy	D.C. 2.5% A.C. 4% (of F.S.D.)

PRICE complete with test leads and fibreboard storage case £9.50
Packing and postage (U.K.) £1.20

TYPE U4323

COMBINED WITH SPOT FREQUENCY OSCILLATOR



Sensitivity	20,000Ω/V
Voltage ranges	2.5-1000V A.C. / D.C.
Current ranges	0.05-500mA D.C. only
Resistance	5Ω-1MΩ
Accuracy	5% F.S.D.
Oscillator output	1kHz 50/50 squarewave 465KHz sinewave modulated by 1KHz squarewave

PRICE, in carrying case, complete with leads and manual £8.00
Packing and postage (U.K.) £1.00

TYPE U4341

COMBINED MULTIMETER AND TRANSISTOR TESTER



Sensitivity	16,700Ω/V D.C., 3,300Ω/V A.C.
Current	0.06-0.6-6-60-600mA D.C., 0.3-3-0.30-300mA A.C.
Voltage	0.3-1.5-6-30-60-150-300-900V D.C. 1.5-7.5-30-150-300-750V A.C.
Resistance	2-20-200kΩ-2MΩ
Transistors	Collector cut-off current 60µA max D.C. current gain 10-350 in two ranges

PRICE, complete with steel carrying case, test lead, battery and instruction manual £9.50
Packing and Postage (U.K.) £1.50

THIS OFFER IS VALID ONLY FOR ORDERS ACCOMPANIED BY REMITTANCE WHICH SHOULD INCLUDE DELIVERY CHARGES AS INDICATED AND 15% V.A.T. ON THE TOTAL

OUR 1980 CATALOGUE/PRICE LIST OF VALVES, SEMICONDUCTORS AND PASSIVE COMPONENTS IS AVAILABLE PLEASE SEND P.O. for £0.60 FOR YOUR COPY

WW - 043 FOR FURTHER DETAILS

CB RADIO ACCESSORIES

The Largest distributors of CB accessories in the UK.

SHOP NOW OPEN

Come and see the biggest and best selection of CB radio accessories including:-



SWR METERS including HANSEN

MICROPHONES by TURNER-K40 G.C. ELECTRONICS

SUPPRESSION EQUIPMENT PLUS MUCH MUCH MORE

ANTENNAS by HY-GAIN SIRTEL & HMP




Sole UK agents for:-

Mura
Mura Electronics (UK) Ltd.,
79 Church Road, Hendon, London NW4
Tel: 01 203 52778

NV-RAMA CORPORATION SA

WW - 086 FOR FURTHER DETAILS

Toroidal Transformers



Yet another new development from I.L.P



I.L.P. ELECTRONICS LTD.
Graham Bell House, Roper Close
Canterbury, Kent CT2 7EP
Phone (0227) 54778. Telex 965780

Toroidal transformers have only half the weight and height of their laminated equivalents and are appreciably more efficient. Fields of radiation are far more restricted. Having our own manufacturing division, we are able to offer 25 types in a useful range of outputs at competitive prices. A strong mounting kit is supplied with each transformer.

TYPE	VA	SECONDARY RMS VOLTS	SECONDARY RMS CURRENT	DIMENSIONS DIA-HT	WEIGHT KG	PRICE
2X010 2X011 2X012 2X013 2X014 2X015 2X016	50	6+6 9+9 12+12 15+15 18+18 22+22 25+25	4.16 2.77 2.08 1.66 1.38 1.13 1.00	70 x 40mm	0.9	EACH £5.40 + £1.10 P&P + 98p VAT
3X010 3X011 3X012 3X013 3X014 3X015 3X016	80	6+6 9+9 12+12 15+15 18+18 22+22 25+25	6.64 4.44 3.33 2.66 2.22 1.81 1.60	90 x 30mm	1.0	EACH £5.76 + £1.20 P&P + £1.04 VAT
4X010 4X011 4X012 4X013 4X014 4X015 4X016	120	6+6 9+9 12+12 15+15 18+18 22+22 25+25	10.00 6.66 5.00 4.00 3.33 2.72 2.40	90x40mm	1.2	EACH £6.72 + £1.30 P&P + £1.20 VAT
5X016 5X017	160	25+25 30+30	3.20 2.66	110x40mm	1.8	EACH + £1.40 P&P £8.88 + £1.54 VAT
6X016 6X017	300	25+25 30+30	6.00 5.00	110x50mm	2.6	£12.27 + £2.50 P&P + £2.07 VAT

Notes:
For 110V Primary please insert 0 in place of 'X' in type number.
For 220V Primary please insert 1 in place of 'X' in type number.
For 240V Primary please insert 2 in place of 'X' in type number.

Example 120VA 240V 15 + 15V, 4A = 42013

Types to customer specification can be supplied to order in quantity. Enquiries invited.

FREEPOST

We pay postage on enquiries and orders. Address your envelopes FREEPOST, T5 I.L.P. ELECTRONICS, TRONIC'S, Graham Bell House, Roper Close, Canterbury CT2 7EP. NO STAMP REQUIRED.

I.L.P. ELECTRONICS, ROPERS CLOSE, CANTERBURY CT2 7EP

Please supply:
I enclose Cheque Postal Orders International Money Order Access/
Barclaycard Account No.
Name:
Address:

WW — 072 FOR FURTHER DETAILS

RADIO SHACK LTD for DRAKE



TR-7 Transceiver

Ham Bands with 1.5-30 MHz receive with built-in 150 MHz frequency counter plus option of 0-1.5 MHz receive and/or any transceiving application 1.8-30 MHz.

RADIO SHACK LTD

For Communications equipment including Trio products and Trio testgear.

We are situated just around the corner from West Hampstead Underground Station (Bakerloo line) A few minutes' walk away is West Hampstead Midland Region station and West End Lane on the Broad Street Line. We are on the following Bus routes 28, 59, 159. Hours of opening are 9-5 Monday to Friday. Closed for Lunch 1-2. Saturday we are open 9-12.30 only. World wide exports.

DRAKE * SALES * SERVICE

RADIO SHACK LTD

188 BROADHURST GARDENS, LONDON NW6 3AY

Giro Account No. 588 7151. Telephone: 01-624 7174

Cables: Radio Shack, London, NW6. Telex: 23718

WW — 055 FOR FURTHER DETAILS

Codespeed Electronics

P.O. BOX 23, 34 SEAFIELD ROAD, COPNOR, PORTSMOUTH, HANTS, PO3 5BJ

GIANT 0.8" LED clock display, common cathode, non-multiplexed. With data £3.95 each. **ALARM** clock module with 0.7" LED display. With data £5.99 each. **LIQUID** crystal clock display, 0.5" digits. With data and FREE socket, £5.25 each. **FLUORESCENT** reject calculators. Modern, 10 function with full memory. Most repairable but no g'tees. £2.99 each. **TEN** transistor I.F. transformers. All brand new. May include several types 55p for 10 **CLOCK CHIP** MM5316 IC (has alarm output). Brand new with data £2.35 each. **POLARIZING** filter, plastic, 0.006" thick. Any size cut from 1 sq. in. to max size 19" X 250 feet. 3p per sq. inch. **MOMENTARY** (push to make) switch. Red cap. 15p each. **SLIDE** switch, 2 pole c/o. 16p each. **TWO** calculator keyboards (not compatible with 4204 calc. chip). 99p the pair. **MULTIMETER CHIP**, MM5330 IC, to build 4 1/2 digit d.m.m. (needs additional circuitry). With data £3.55 each. **KNOBS**, slider control knobs, fits 5 or 8mm shafts. State colour. 14p each. Rotary control knobs, black (1.8mm diam) with coloured cap, state colour required. 20p each. Skirted rotary knob, same as rotary control knob above but has flared skirt around base. State cap colour required. 27p each. Colours available, black, red, green, blue, yellow, grey, white. **8 DIGIT** common cathode calculator display, 0.1" multiplexed with data. 99p each. **LED WRISTWATCH CHIP** with data. 95p each. **LED WRISTWATCH DISPLAY** matches above watch chip. With data. 95p each. **NOTE**, the wristwatch chip and display are housed in a legless flatpack style package and require some fairly fine soldering. **QUALITY** jack sockets, mono 25p each, stereo 30p each. **LM555** timer IC with applications booklet. 25p each. **MEMORIES** 2102 static RAM with data. 99p each. **NORTEC** 4204, 4 function calc. chip. With data. 80p each. **UNTESTED** 0.1" LED displays, 10 single digit displays for 95p. U to test. Post and packing please add 40p (overseas orders add £1). For your FREE copy of our latest catalogue please send MEDIUM sized SAE.

VAT ADD 15% TO TOTAL COST (INCLUDING POST AND PACKING). **CASH BACK** SATISFACTION GUARANTEE ON ALL ITEMS.

WW—025 FOR FURTHER DETAILS

MAIL ORDER PROTECTION SCHEME (Limited Liability)

If you order from mail order advertisers in this magazine, except for classified advertisements, and pay by post in advance of delivery, Wireless World will consider you for compensation if the advertiser should become insolvent or bankrupt, provided:

1. You have not received the goods or had your money returned; and
2. You write to the publisher of Wireless World explaining the position not earlier than 28 days from the day you sent your order and not later than 2 months from that day.

Please do not wait until the last moment to inform us. When you write, we will tell you how to make your claim and what evidence of payment is required.

We guarantee to meet claims from readers made in accordance with the above procedure as soon as possible after the advertiser has been declared bankrupt or insolvent up to a limit of £3,550 per annum for any one advertiser so affected and up to £10,000 per annum in respect of all insolvent advertisers. Claims may be paid for higher amounts, or when the above procedure has not been complied with, at the discretion of Wireless World; but we do not guarantee to do so in view of the need to set some limit to this commitment and to learn quickly of readers' difficulties.

This guarantee covers only advance payments sent in direct response to an advertisement in this magazine (not, for example, payments made in response to catalogues, etc., received as a result of answering such advertisements). Personal advertisements are excluded.

Guide to Broadcasting Stations

18th Edition

Around the world some thousands of radio stations are sending signals. If you're receiving, this standard guide will tell you who's where. It lists stations broadcasting in the long, medium, short wave and vhf bands, dealing with them by frequency, geographical location and alphabetical order. Sections are helpfully cross referenced. The Wireless World Guide to Broadcasting Stations is the eighteenth edition of a publication which has sold over 270,000 copies. In addition to the stations data, it includes much useful information on radio receivers, aerials, propagation, signal identifications and reception reports.

£3.25 inc. postage.



To: General Sales Dept., Room CP34
Dorset House, Stamford Street, London SE1 9LU

Please send me _____ copy/ies of the Wireless World Guide to Broadcasting Stations (18th edition) @ £3.25 a copy inclusive, (U.K.), \$8 overseas, remittance enclosed. Cheque/P.O. payable to IPC Business Press Ltd.

Name _____
(please print)
Address _____

Registered in England No. 677128
Registered Office: Dorset House, Stamford Street, London SE1 9LU



New Bear Components



SHARP MZ80K

- ★ Z-80 based CPU *4K bytes monitor ROM
- ★ Internal memory expansion up to 48K bytes of RAM
- ★ 14K extended BASIC (occupies 14K bytes of RAM)
- ★ 10" video display unit — 40 characters x 25 lines
- ★ 80 x 50 high resolution graphics
- ★ 78 key ASCII keyboard alphabet (capital and small) plus graphics ★ Built-in music function.
- ★ Fast, reliable cassette with tape counter—1200bits/sec.
- ★ 50 pin universal BUS connector for system expansion—printers, floppy discs, etc.

FROM **£520**

Machine code tape and manual	£19.00
Assembly code tape and manual	£45.00
Sharp monitor Listing (fully commented) ...	£15.00
Sharp basic manual	£7.00

8300 RM PRINTER

- ★ 80/132 ch. per line (switchable)
- ★ 125 c.p.s.
- ★ 2K Buffer
- ★ V24 RS232/Current Loop interface
- ★ Speed switchable between 110-9600 baud
- ★ Double width char. available under software control
- ★ Sprocket feed
- ★ 7 x 9 dot matrix
- ★ Paper width: From 4.5" to 9.5"

PRICE **£525**

MAIL ORDER & CALLERS: 40 Bartholomew Street, Newbury, Berks. Tel: 0635 30505.


CALLERS ONLY: Mersey House, 220-222 Stockport Road, Cheadle Heath, Stockport. Tel: 061-491 2290.

CALLERS ONLY: 1st Floor Offices, Tivoli Centre, Coventry Road, Birmingham. Tel: 021-707 7170.

TERMS: Official Orders (min. £10) Access & Barclaycard welcome. Please add 15% VAT. Send for book list & components/kits catalogue.

Industrial Heavy Duty Heat Guns

FOR SHRINK TUBING — SURFACE DRYING — SOLDERING ETC.




Model 10009

Rugged Ultra light plastic case weighs only 1.75 lbs.


Three snap-in inter-changeable nozzles to give different temperatures 500-650-800°F.

Silent in operation. Will free-stand on bench.

- Fast convenient heat source
- Continuously rated
- Meshed nozzles to prevent entry of debris into element
- Elements easily replaced
- All spare parts available



Snap-on deflector for shrink tubing up to 2" OD



Model VT752

Electronic Temperature Control ambient to 750°F.

Robust Diecast Casing Bench Stand with 90° rotation.

Double-jacketed nozzle for cool running.

TELEPHONE FOR A FREE DEMONSTRATION

Eraser International Ltd. Unit M, Portway Industrial Estate, Andover, Hants, SP10 3LU
Tel: Andover (0264) 51347/8 Telex 477291

WASP SYNTHESISER

DREAM PLANT ELECTRONICS

IN ASSOCIATION WITH ELECTRONIC DREAM PLANT LIMITED
PRESENT THE FAMOUS DIGITAL WASP SYNTHESISER
NOW AVAILABLE IN KIT FORM FOR ONLY



ELECTRONIC DREAM PLANT
RED GABLES
STONESFIELD ROAD
COMBE, OXFORD OX7 2ER

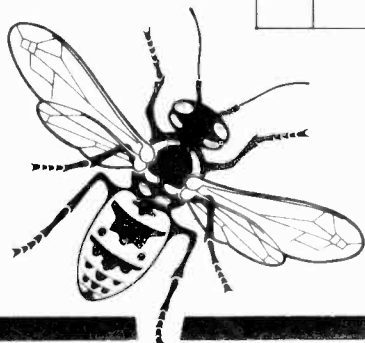
£149.50p including VAT + P & P



FEATURES INCLUDE:-

- TOUCH SENSITIVE DIGITAL KEYBOARD
- 2 OSCILLATORS
- CONTROL OSC. WITH RANDOM SAMPLE & HOLD
- WHITE NOISE
- FULLY COMPREHENSIVE 3 BAND FILTER
- WITH FREQUENCY & 'Q' CONTROLS FOR
- LOW/BAND/HIGH PASS.
- 2 ENVELOPE GENERATORS WITH
- REPEAT & DELAY CONTROLS.
- OUTPUT JACKS TO CONNECT TO
- OTHER WASPS USING A SIMPLE TO
- FOLLOW CODE FOR CONNECTION TO
- ANY INTERFACED MICROPROCESSOR.
- BUILT IN SPEAKER & 9 VOLT ADAPTOR INPUT.
- LINE & HEADPHONE OUTPUTS
- THIS SYNTHESISER IS ENTIRELY SELF-CONTAINED
- IN A TOUGH PLASTIC CASE COMPLETE WITH
- BATTERY COMPARTMENT FOR SIX 'C' SIZE BATTERIES.

THE COMPLETE KIT COMES WITH AN EASY TO FOLLOW ASSEMBLY GUIDE AND PLAYING MANUAL



TO:- DREAM PLANT ELECTRONICS
RED GABLES,
STONESFIELD ROAD,
COMBE, OXFORD OX7 2ER.

PLEASE SEND ME WASP SYNTHESISER KITS

AT 149.50p EACH INCLUDING V.A.T. & P. & P.

[+ 5 EACH FOR ORDERS OUTSIDE G.B. & NORTHERN IRL.]

PLEASE SEND ME..... FREE INFORMATION BROCHURE(S)

[PLEASE ENCLOSE S.A.E.]

NAME _____

ADDRESS _____

ACCESS/BARCLAYCARD NO: _____

PLEASE MAKE CHEQUES PAYABLE TO 'DREAM PLANT ELECTRONICS'
AND ALLOW 28 DAYS FOR POSTAGE.

The finest amplification kits from Crimson Elektrik

CPR 1 — THE ADVANCED PRE-AMPLIFIER. The best pre-amplifier in the U.K. The superiority of the CPR 1 is probably in the disc range. The overload margin is a superb 40dB, this together with the high slewing rate ensures clean top, even with high output cartridges tracking heavily modulated records. Common-mode distortion is eliminated by an unusual design. R.I.A.A. is accurate to 1dB, signal to noise ratio is 70dB relative to 3.5mV, distortion <0.05% at 30dB overload 20kHz. Following the stage is the flat gain/balance stage to bring tape, tuner, etc. up to power amp. Signal to noise ratio 86dB, slew-rate 3V/μs, T.H.D. 20Hz — 20kHz <0.08% at any level. F.E.T. muting. No controls are fitted. There is no provision for tone controls. CPR 1 size is 138 × 80 × 20mm. Supply to be ± 15 volts.

MC 1 — PRE-AMP-AMPLIFIER. Suitable for nearly all moving-coil cartridges. Send for details.

X02, X03 — ACTIVE CROSSOVERS. X02 — two way, X03 — three way. Slope 24dB/octave. Crossover points set to order within 10%.

REG 1 — POWER SUPPLY. The regulator module, REG 1 provides 15.0-15v to power the CPR 1 and MC 1. It can be used with any of our power amp supplies or our small transformer TR 6. The power amp kit will accommodate it.

★★ NEW ISSUE 5 ★★


POWER AMPLIFIERS. Our new issue 5 power amplifier modules have automatic shut-down that will not allow serious overloads for more than 0.1 sec — thus vastly increasing reliability at elevated temperatures. Other improvements to the circuitry have improved the subjective qualities which keeps CRIMSON even further ahead of the field.

POWER SUPPLIES. We produce suitable power supplies which use our superb TOROIDAL transformers only 50mm high with a 120-240 primary and single bolt fixing (includes capacitors/bridge rectifier).

POWER AMPLIFIER KIT. The kit includes all metalwork, heatsinks and hardware to house any two of our amp modules plus a power supply. It is contemporarily styled and its quality is consistent with that of our other products. Comprehensive instructions and full back-up services enable a novice to build it with confidence in a few hours.

PRE-AMP KIT

This includes all metalwork, pots, knobs, etc., to make a complete pre-amp with the CPR 1 (S) module if required.



POWER AMPLIFIER MODULES

- CE 608 £21.00
- CE 1004 £24.50
- CE 1008 £27.50
- CE 1704 £35.00
- CE 1708 £35.00


HEATSINKS

- Light duty, 50mm, 2 C/W £1.70
- Medium power, 100mm, 1.4 C/W £2.70

Disco/group, 150mm, 1.1 C/W £3.50

Fan mounted on two drilled 100mm heatsinks 2x4 C/W 65 max. when used with two 170W modules £38.00

THERMAL CUT-OFF, 70C £1.90



POWER AMP KIT £38.80
PRE-AMP KIT £39.80
PRE-AMPS

These are available in two versions — one uses standard components, and the other (the S) uses MO resistors where necessary and tantalum capacitors

- CPR 1 £34.00
- MC 1 £26.00
- CPR 1S £44.50
- MC 1S £37.50

ACTIVE CROSSOVER

- X02 £19.00
- X03 £28.35

POWER SUPPLY

- REG1 £9.30 TR6 £2.50

BRIDGE DRIVER, BD1

Obtain up to 350W using 2x 170W amps and this module BD1 £7.25

All prices shown are U.K. only and include V.A.T. and post. C.O.D. 90p extra £100 limit. Export is no problem, please write for specific quote. Send large S.A.E. or 3 International Reply Coupons for detailed information.



Crimson Elektrik

1a STAMFORD STREET, LEICESTER LE1 6NL. Tel. (0533) 553508

U.K. — Please allow up to 21 days for delivery

Write for free literature or send 50p for application/users' manual.

WW — 040 FOR FURTHER DETAILS

CROPICO - A CERTAIN MEASURE OF PERFECTION


Cropico, established as one of Britains leading manufacturers of precision electrical measuring equipment, offer a wide range of instruments which have been proved for accuracy and performance throughout the world.

- Resistance Boxes
- Resistance Bridges
- Resistance Standards
- D.C. Potentiometers
- Thermocouple Reference Junctions
- Thermocouple Switches
- Pt 100 Switches
- Pt 100 Simulators
- D.C. Null Detectors
- Digital Temperature Indicators
- Electronic Standard Cell
- Multimeters, Digital or Analogue
- Wattmeters, Digital or Analogue
- Insulation Test Sets
- Earth Resistance Meters
- Fluxmeters
- And many more

Cropico — Britains leading manufacturer, exporter and importer of precision electrical measuring equipment.

Request full details — Visitors Welcome

CROPICO LTD., Hampton Road, Croydon CR9 2RU
Telephone: 01-684 4025 and 4094
Cables: CROPICO-CROYDON
Telex: 945632 CROPICO G



CROPICO

WW — 037 FOR FURTHER DETAILS

40 years

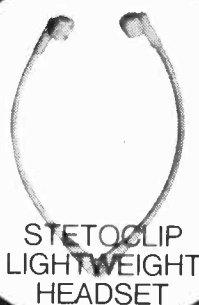
Danavox

DANAVOX (GT. BRITAIN) LTD.
1 CHEYNE WALK,
NORTHAMPTON NN15PT
TEL. NORTHAMPTON (0604) 36351

of research... "on components and accessories for dictating machines, tele-communications, hearing aids and electroacoustic equipment etc."



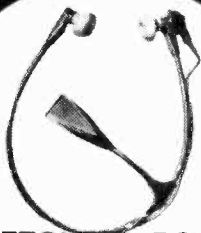
STETOCLIP JUNIOR 60 HEADSET




STETOCLIP LIGHTWEIGHT HEADSET



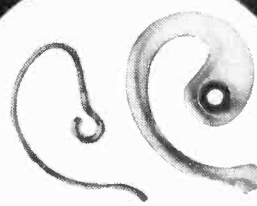
SENIOR STETOCLIP HEADSET



STETOMIKE BOOM MICROPHONE HEADSET



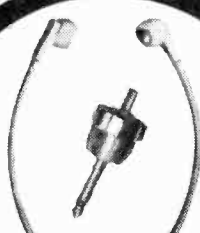
STANDARD & SUB-MINOR EARPHONES




PLASTIC EARHANGERS



DANAMIC FIDELITY EARSET



STETOTUBE HEADSET




2,5 mm and 3,5 mm JACK PLUGS & SOCKETS



DANASONIC HEADSET



DANASONIC INDUCTION AUDIO LOOP RECEIVER



SUBMINIATURE SWITCHES


WW-135 FOR FURTHER DETAILS

Top value test equipment from TANDY

LCD DIGITAL MULTIMETER.

Low-cost hand held digital multimeter with a full 3½ digit LCD display. 0.5% basic accuracy, auto polarity operation. 10 Mohm DC input impedance. Reading to ± 1999.

Scales:
DC volts: 1mV to 1000V (1% - 1 digit accurate)
AC volts: 1mV to 500V (1% - 2 digits accurate)
DC current: 1µA to 200mA (1% - 1 digit accurate)
Resistance: 10hm to 20 MOhms (1.5% - 1 digit accurate)
Power source: 9V battery or AC with optional adaptor
Size: 155 x 75 x 30 mm
22-198




PRICE
53.19

LOW-COST LCD MULTIMETER

A portable, compact sized multimeter with a full 3½ digit LCD display. Auto polarity operation, low battery indicator. 10 MOhm Input impedance.

Scales:
DC volts: 2 20 200 1000V
AC volts: 200 500V
DC current: 2 20 200mA
Resistance: 2 20 200 2000 KOHM
Power source: 9V battery or AC adaptor
Size: 37 x 85 x 130 mm
22-197



PRICE
39.93


COMPONENTS AND PARTS

CAT No.	DESCRIPTION	PRICE
276-032	LED	4 for 69p
276-033	LED	2 for 48p
276-034	LED	2 for 59p
276-142	Infra Red Emitter Detector Pair	£1.37
277-1003	12V DC Automotive Digital Clock Module	£17.52
276-9110	6 pin edge connector for 277-1003	40p
276-1373	Power Transistor Mounting Hardware	50p
276-1363	TO-220 Heat Sink	60p
276-1364	TO-3 Heat Sink	81p

AC/DC 8 MHz OSCILLOSCOPE

A new approved 8MHz version of last years' winner! The advance design features of this oscilloscope make it an absolute essential for industrial uses on production lines, in laboratories and schools. Ideal for radio and TV servicing, audio testing, etc.

Specifications:
Horizontal axis: Deflection sensitivity better than 250mV/DIV **Vertical axis:** Deflection sensitivity better than 10mV/DIV (DIV - 5mm). Bandwidth: 0.8MHz. **Input impedance:** 1MOhm parallel capacitance 35pF **Time base:** Sweep range: 10Hz - 100kHz (4 ranges) **Synchronizer:** Internal **Size:** 200 x 155 x 300mm **Supply:** 220-240V 50Hz **22-9501**



PRICE
137.36

You save because we design, manufacture, sell and service. Tandy have over 7,000 stores and dealerships worldwide. Over 2,500 products are made

specifically for or by Tandy at 16 factories around the world. The quality of our products has been achieved by over 60 years of continuous technological advancement

KNOWN AS RADIO SHACK IN THE U.S.A. MAKERS OF THE WORLD'S BEST TELEVISION, MICRO-COMPUTER TESTERS

TANDY


The largest electronics retailer in the world.

Offers subject to availability. Instant credit available in most cases.

OVER 170 STORES AND DEALERSHIPS NATIONWIDE.

TANDY
 DEALER

Most items also available at Tandy Dealers. Look for this sign in your area.



Access: Ban laycard and Trustcard welcome



WW-134 FOR FURTHER DETAILS

ELECTRONIC TEST AND MEASURING EQUIPMENT

SEND FOR THE RENT BOOK

OUR NEW 1980 CATALOGUE GIVES YOU 3 TIMES MORE CHOICE OF EQUIPMENT THAN ANY OTHER RENTAL COMPANY IN EUROPE.



DOES YOUR COMPANY HAVE A COPY? YOU NEVER KNOW WHEN IT MIGHT BE NEEDED!

Livingston Hire 01-267 3262

No.1 in Europe-by any measure

Associate companies in West Germany, Benelux, France and Sweden

WW 139 FOR FURTHER DETAILS


Is your name last on the Electrical Times circuit?

Electrical Times

TECHNICAL FEATURE Emergency lighting includes the first of a regular wide ranging comment column from Stanley Lyons There is also an article on the imminent standard on photometric measurement of emergency light standards and specifications all of which are coming to form a whole a survey of new equipment and a look at users requirements

Full implications of H & S Act not yet appreciated

Warning to contractors



Wiring sales up 25 per cent

Electricity sales exceed plan

Brighter news for dimmer users...

Statistics for week ending November 1978

Month	GW	Revenue	Consumption
1978	1587	111.1	12.8
1977	1551	110.8	12.8
1976	1480	108.0	12.2
1975	1420	104.0	11.7
1974	1300	95.0	11.0
1973	1200	88.0	10.5
1972	1100	80.0	10.0
1971	1000	72.0	9.5
1970	900	64.0	9.0
1969	800	56.0	8.5
1968	700	48.0	8.0
1967	600	40.0	7.5
1966	500	32.0	7.0
1965	400	24.0	6.5
1964	300	16.0	6.0
1963	200	8.0	5.5
1962	100	0.0	5.0
1961	0	0.0	4.5
1960	0	0.0	4.0
1959	0	0.0	3.5
1958	0	0.0	3.0
1957	0	0.0	2.5
1956	0	0.0	2.0
1955	0	0.0	1.5
1954	0	0.0	1.0
1953	0	0.0	0.5
1952	0	0.0	0.0
1951	0	0.0	0.0
1950	0	0.0	0.0

Isn't it time you had your own copy of Electrical Times

Every week Electrical Times gives you NEWS on: people, prices, contracts, financial deals, international events & new products.

Regular features are included on: contracting & installation, repair & maintenance, distribution plant & operation, and motor applications and control.

Electrical Times also carries top quality job opportunities for people at all levels in the electrical industry in its appointments pages.

An annual subscription costs £10.00 - not much to pay to ENSURE that you're the first to be plugged in to the power of the Electrical Times circuit.

To: Subscription Dept., IPC Business Press (SD) Ltd., Oakfield House, Perrymount Road, Haywards Heath, West Sussex RH16 3DH, England.

Please send me ELECTRICAL TIMES every week for a year. I enclose cheque/P.O. for £10.00 (inc. postage) payable to IPC Business Press Ltd.

Name

Address

Position

Company



World-wide conversation piece

... for local, national, international and intercontinental systems.

Transtel's ASR teleprinter and data terminals are fitted with the proven memory package, providing easy editing and storage facilities. Transtel's printers are small, reliable and quiet, and are built to withstand heavy-duty operation.

Many thousands are in service with PTT's and major international carriers, as well as in many large private-wire systems.

Manufactured in the UK, technical support and service facilities are available nationwide.

- Microprocessor control.
- High quality dot matrix printout.
- Full message editing, up to 8k memory.
- Speeds up to 30 cps.
- 5000 hr MTBF, 300 million characters.
- Telex or Private Circuit operation.

TRANSTEL

Transtel Communications Limited,
Mill Street, Slough, Berkshire SL2 5DD, England
Telephone: Slough (0753) 26955, Telex: 849384.



Freeport Birmingham B19 1BR 021-233-2400

- FREEPOST ON ORDERS
VAT INCLUSIVE PRICES
ADD 30p P&P
24 HR PHONE ANSWERING SERVICE
ACCESS
VISA
CASH
CHEQUE

ALL PRICES IN PENCE EACH UNLESS OTHERWISE STATED

Table with columns for CAPACITORS, Mixture Low Value, Polyester Radial Leads, RESISTORS, and Tantalum Bead. Includes sub-sections like Electrolytic Axial Leads, Carbon Film, Fixed, Metal Film, Fixed, Metal Glaze, Fixed, Skeleton Presets, Miniature, Skeleton Presets, Standard, Potentiometer, Rotary, Potentiometer, Slider.

Table with columns for C.MOS (BUFFERED), 74LS, LINEAR, SEMICONDUCTORS, and OPTO ELECTRONICS. Includes sub-sections like Voltage Regulators, Light Emitting Diodes, Individual, Photoreistors, Transistors, Photocoupler.

Table with columns for Plastic Boxes, SWITCHES, MAINS TRANSFORMERS, and VERO ELECTRONICS PRODUCTS. Includes sub-sections like Moulded Box and Close Fitting Flanged Lid, Mixture Toggle - Honeywell, Secondaries may be connected in series or parallel to give wide voltage range, 2.5" x 5" 1" pitch Veroboard, 3.75" x 5" 1" pitch Veroboard (5), 3.75" x 5" 1" pitch Plain Board, 5.82" x 2.9" 1" pitch V-Q DIP Board, Spot Face Cutter, Pin Insertion Tool for .040 type pin, DS Pin 040 (1100), Verovure Kit (3 and 2 wire, 25 comb), Verovure Comes (2), Verovure Wire (2).

Table with columns for G.M.T. ELECTRONICS KITS and PUBLIC ADDRESS EQUIPMENT. Includes sub-sections like FULL TELETEXT KIT, TELETEXT DECODER + REMOTE CONTROL KIT, PAL ENCODER/MODULATOR KIT, DOPPLER RADAR ALARM KIT, F.E.T. POWER AMPLIFIER OUTPUT MODULE KIT, ONE AMP POWER SUPPLY MODULE KIT - FIVE VOLTS, ONE AMP POWER SUPPLY MODULE KIT - TWELVE VOLTS, MODEL INERTIA CONTROLLER MK I - SLOT RACER, MODEL INERTIA CONTROLLER MK II - TRAIN (HAND UNIT), MODEL INERTIA CONTROLLER MK III - TRAIN (CONSOLE UNIT), A55 20W AC/12VDC MOBILE AMPLIFIER, A56 50W AC/12VDC AMPLIFIER, A70 175W AC/24VDC PROFESSIONAL AMPLIFIER, L78 20W WEATHERPROOF HORN SPEAKER, 8 OHM & LINE, L83 16W MEGAPHONE (SEPARATE MICROPHONE), L110 40W CABINET SPEAKER 8 OR 16 OHMS (SPECIFY WHICH), M21 UNI-DIRECTIONAL ELECTRET CONDENSOR MIKE, M30 BALL WINDSHIELD DYNAMIC CARDIOD MIKE, M104 SIX CHANNEL STEREO MIXER AND PRE-AMPLIFIER, M124 FLOOR TYPE MICROPHONE STAND, EXTENDS TO 60".

WW - 104 FOR FURTHER DETAILS

IDEAS + IDEALS

An ideal cartridge would weigh nothing. Its stylus would have zero effective tip mass and infinite compliance.

An ideal arm would have zero effective mass and infinite compliance.

These are properties of a ray of light and movement towards this goal has continued since the

earliest days of reproducing machines with their massive sound boxes and tone arms.

The extent of departure from these ideals is the measure of unwanted mechanical energy reacted in the record, turntable and pick-up arm.

The effective mass of the Series III precision pick-up arm is a mere 5.25 grams and it will deflect under a force of less than 20 milligrams applied at 9" radius.

A pick-up arm has physique but not personality. It is as happy with a moving coil as a moving magnet or moving iron but mass and compliance are another matter.

With a high mass arm you are permanently committed to a low compliance cartridge, with a Series III you always have freedom of choice. Its mass can be raised by the addition of a neat weight which we can supply to place in the shell and lowered again when desired by removing it or using another interchangeable CA-1 carrying arm.

Low compliance cartridges can be thought of as high compliance cartridges in an earlier stage of development. History and design logic establishes this as progress, anticipate it with

SME


the best pick-up arm in the world



Write to Dept 0659
SME Limited, Steyning
Sussex, BN4 3GY
England

WW-122 FOR FURTHER DETAILS

100,000,000,000,000 Ohms



The AVO RM290 is a bench type megohmmeter with a resistance range that goes up to $10^{14} \Omega$ making it ideal for those applications where there is a need to measure the electrical resistance of non-conducting materials... accurately!

You can use the RM290 for tests on insulating components in electronic assemblies or on capacitor dielectrics. Resistance measurements can be made at test voltages of 100, 250, 500 or 1000 V. Readout from the single resistance scale on the meter is direct, irrespective of the test voltage selected.

You'll find the AVO RM290 a great asset. Get in touch with us today and we'll let you have the full facts.

You'll never meet a better meter

WW-120 FOR FURTHER DETAILS



AVO Limited, Archcliffe Road,
Dover, Kent, CT17 9EN
Tel: 0304 202620 Telex: 96283

Thorn Measurement & Components Division

Newport Range—
Sound reinforcement and public address amplifiers; 30, 60, 120 or 200 watts—
with a range of 10 models for free standing and rack mounting use—
engineered for reliability

audix

Audix Limited, Station Road, Wenden, Saffron Walden, Essex CB11 4LG
Tel: Saffron Walden (0799) 40888; Telex: 817444

Peace and quiet

The quietest sound the ear can hear moves the eardrum about 10^{-9} cm, one tenth the diameter of a hydrogen molecule. Movement due to random thermal bombardment of the eardrum by air molecules is around this same level and largely accounts for this limit of sensitivity.*

But the distortion contribution from a QUAD 405 amplifier in normal use (say 85dBa) moves the eardrum less than this amount:

Perhaps sitting in a very quiet room at -100°C and without the music we might nearly hear thembut "'tis bitter cold."

For further details on the full range of QUAD products write to:


The Acoustical Manufacturing Co. Ltd.
Huntingdon, PE18 7DB. Tel: (0480) 52561.

*Sensitivity is never made more acute by the presence of other sounds.

QUAD

**for the closest approach
to the original sound**

QUAD is a Registered Trade Mark



WW-130 FOR FURTHER DETAILS

interface components

TRANSISTORS

AC128	15p	BFX86	26p
AC187K	30p	BFX88	22p
AC189K	30p	BFY50	13p
AC117	30p	BFY51	13p
AD149	55p	BFY64	28p
AF127	35p	BFY90	56p
AS217	120p	85X19	80p
AU113	150p	BSY95A	16p
BC107	7p	BU204	149p
BC108	7p	BU208	150p
BC108A	7p	OC29	89p
BC108C	7p	OC43	50p
BC136	15p	2N696	15p
BC140	28p	2N930	20p
BC141	30p	2N1132	19p
BC142	25p	2N1304	40p
BC143	28p	2N1813	12p
BC147	6p	2N1711	15p
BC147B	6p	2N2217	20p
BC149	7p	2N2219A	20p
BC149C	7p	2N2221	18p
BC159	9p	2N2368	15p
BC160	35p	2N2369	14p
BC167A	10p	2N2894A	20p
BC178	12p	2N2904	15p
BC179	12p	2N2904A	15p
BC182	8p	2N2905	15p
BC182L	9p	2N2906	15p
BC183	9p	2N2926Y	10p
BC183L	9p	2N2926O	10p
BC184L	9p	2N2926R	10p
BC186	20p	2N3442	102p
BC212	9p	2N3702	8p
BC212L	9p	2N3704	8p
BC213B	9p	2N3705	8p
BC227	13p	2N3708	8p
BC328	13p	2N3709K	8p
BC337	16p	2N3866	35p
BC338	11p	2N3906	10p
BC440	32p	2N4058	12p
BC547	9p	2N4427	80p
BC548	9p		
BC550	14p		
BC558	12p		
BCY33	99p		
BCY34	99p		
BCY39	229p		
BCY58	16p	AA119	10p
BCY70	12p	BA154	9p
BCY71	12p	BA156	9p
BCY72	12p	IN4001	4p
BF179	25p	IN4002	4p
BF183	25p	IN4003	5p
BF200	29p	IN4005	5p
BF336	33p	IN4148	5p
BFX30	32p	IS44	3p

DIODES

OPTO

Leds		Displays	
125 Red	10p	704	110p
125 Orange	10p	727	160p
125 Yellow	10p	741	160p
2 Red	10p	747	160p
2 Green	10p	750	160p
2 Clear	10p		

7805	57p	7924	140p
7812	57p	LM320T5	149p
7815	57p	LM320T8	149p
7818	57p	LM320T15	149p
7824	57p	LM320T18	149p
7905	140p	LM340T5	74p
7912	140p	LM340T8	74p
7915	140p	LM340T15	74p
7918	140p	LM340T18	74p

4A 400V	54p	with internal trigger diac.	66p
4A 600V	60p		75p
6A 400V	60p		75p
6A 600V	66p		90p
8A 400V	66p		90p
8A 600V	72p		95p
10A 400V	72p		95p
10A 600V	84p		100p
15A 400V	108p		120p
15A 600V	126p		138p

7400	9p	7408	17p
7401	9p	7409	17p
7402	9p	7410	12p
7403	9p	7412	17p
7404	10p	7413	25p
7405	14p	7414	45p
7406	30p	7416	25p
7407	30p	7417	25p

REGULATORS

TRIACS

TTL

7420	14p	74LS04	12p
7427	28p	74LS10	19p
7430	14p	74LS11	20p
7432	22p	74LS20	18p
7436	26p	74LS30	18p
7442	48p	74LS32	24p
7447	60p	74LS42	89p
7450	15p	74LS51	24p
7451	15p	74LS55	28p
7470	30p	74LS74	39p
7472	25p	74LS75	46p
7474	20p	74LS76	39p
7475	27p	74LS85	99p
7480	40p	74LS90	36p
7482	60p	74LS93	79p
7486	25p	74LS114	49p
7491	63p	74LS122	65p
7492	35p	74LS123	65p
7493	28p	74LS124	115p
7494	63p	74LS132	89p
7495	63p	74LS139	79p
74100	110p	74LS151	89p
74107	30p	74LS155	91p
74121	25p	74LS156	89p
74123	36p	74LS157	69p
74145	44p	74LS165	69p
74154	72p	74LS168	139p
74157	80p	74LS174	99p
74161	85p	74LS175	99p
74175	63p	74LS190	110p
74180	84p	74LS192	115p
74181	151p	74LS194	115p
74191	80p	74LS195	115p
74192	80p	74LS196	95p
74193	80p	74LS197	125p
74194	80p	74LS257	99p
74LS00	11p	74LS260	99p
74LS01	11p	74LS273	199p
74LS02	11p	74LS367	59p
74LS03	12p	74LS378	159p

BRIDGES

	50V	100V	200V	400V	600V
2A	45p	52p	60p	75p	100p
4A	60p	60p	68p	82p	105p
6A	60p	68p	75p	90p	112p

DIL SOCKETS

8 pin	10p
14 pin	12p
16 pin	13p
20 pin	25p
24 pin	30p
40 pin	40p

CMOS

4000	14p	4077	35p
4001	14p	4081	19p
4002	14p	4082	17p
4006	69p	4160	105p
4007	16p	4161	105p
4008	79p	4162	105p
4009	36p	4163	105p
4010	36p	4402	36p
4011	19p	4404	110p
4012	16p	4412	86p
4014	59p	4445	174p
4015	73p	4446	148p
4016	42p	4502	99p
4017	79p	4511	89p
4018	79p	4512	89p
4019	45p	4514	229p
4020	89p	4515	229p
4021	83p	4516	99p
4022	79p	4520	70p
4023	16p	4522	129p
4024	49p	4523	125p
4025	17p	4531	125p
4026	129p	4555	92p
4027	39p	4556	69p
4028	59p	4581	269p
4029	69p	4582	115p
4030	49p	4584	59p
4034	189p	4585	99p
4035	99p		
4042	69p		
4043	86p		
4044	83p		
4046	109p		
4049	45p		
4050	69p		
4051	69p		
4052	69p		
4053	69p		
4066	17p		
4069	17p		
4070	17p		
4071	17p		
4072	17p		
4073	17p		
4075	17p		
4076	75p		

MEMORIES

21L02	109p
2114	400p
4027	275p
4116	750p

EPROMS

2708	750p
2716	2600p

CPU'S

Mk 3880	1250p
Mk 3881	750p
Mk 3882	750p

MEMORIES

EPROMS


CPU'S

OPTO

INTERFACE COMPONENTS LIMITED
OAKFIELD CORNER, SYCAMORE ROAD, AMERSHAM, BUCKS HP6 6SU
TELEPHONE: 02403 22307. TELEX: 837788
 Write, telephone or call. Access or Barclaycard accepted

WW-121 FOR FURTHER DETAILS

IQXO-100 SERIES LOW PROFILE CRYSTAL CLOCK OSCILLATORS



- Hermetically sealed metal package
- DIL compatible
- 20.70L x 13.08W x 5.08H (mm)


The frequency range 600 Hz to 30 MHz is covered by both CMOS (600 Hz - 8 MHz) and TTL (150 KHz - 30 MHz) types having an overall tolerance of ±0.01% from 0 to +70°C. For more stringent requirements, ±0.01% from -55 to +125°C is available. Many frequencies can be supplied from stock.



INTERFACE QUARTZ DEVICES LTD
 29 Market Street, Crewkerne, Somerset TA18 7JU
 Crewkerne (0460) 74433 Telex 46283 infac g

WW-132 FOR FURTHER DETAILS

DEVELOPING A MICROSYSTEM?



Then plug a Softy into your ROM socket.

SOFTY provides:

- TV map of memory contents (Hex)
- Keyboard entry with assembler facility
- Serial/parallel Inputs (e.g. RS232)
- EPROM programming (2708, 2716, 2732, etc.)
- Cassette tape storage
- A low cost solution! (£100 kit, £120 built + VAT)


SOFTY-What else do you need?

For literature and the name of your local retailer, contact Dataman, P.O. Box 5, Dorchester, Dorset. DT2 7UB or Telephone 03002 700.



WW-131 FOR FURTHER DETAILS

MEET THE PROBLEM SOLVER



The 'System One' series of micro computers is probably the most flexible series of micro computers available today. Flexibility of hardware coupled with a wide range of software, allows the user to choose the most cost effective hardware/software configuration to solve his/her problem.

HARDWARE CONFIGURATION

Internal storage from 32 to 64K.
1 or 2 single-sided 5¼" or 8" floppy disks.
1 or 2 double-sided 5¼" or 8" floppy disks.
Support for most popular makes of printers, 1 or 2 terminals.

SOFTWARE FROM

FORTRAN Compiler
Text Editor

BASIC Compiler
Text Processor

STRUBAL Compiler
Assemblers

LABEL BASIC
PILOT

Basic interpreter both sequential and Random Access Versions. Plus full development and debugging software.

You even have a choice of two Operating Systems. SSBDOS or FLEX.

With all this to choose from you might begin to think you could not afford it — well a 32K storage system one with dual-single sided 5¼" floppy disks, SSBDOS and a basic interpreter would cost you £1,650.

If you require a terminal as well, the above system together with the ACT-1 keyboard and 9" video monitor would cost you £1,970.

Call SEED at our Brownhills office for further details of demonstration.



STRUMECH ENGINEERING ELECTRONIC DEVELOPMENTS LTD.
Portland House, Coppice Side, Brownhills, Walsall
West Midlands. Telex 335243 SEL. Tel. No. 054-33 78151


WW — 111 FOR FURTHER DETAILS

OLSON


INSTRUMENT CASES




8 Different sizes



Wall mounted in 4 sizes.



24 Different sizes.



In 4 sizes.

- ★ Advanced design
- ★ High Quality
- ★ Rigid Construction
- ★ Low Price


Panels and cases punched to customer's requirements at very low cost. Please write for details.

OLSON ELECTRONICS LTD.
Factory No. 8, 5-7 Long St., London E2 8HJ
Tel. 01-739 2343

WW—114 FOR FURTHER DETAILS

FYLDE

TRANSDUCER and RECORDER AMPLIFIERS and SYSTEMS



reliable high performance & practical controls. individually powered modules—mains or dc option single cases and up to 17 modules in standard 19" crates small size—low weight—realistic prices.

FYLDE

Fylde Electronic Laboratories Limited.

49/51 Fylde Road Preston
PR1 2XQ
Telephone 0772 57560

WW—129 FOR FURTHER DETAILS

TYPE 80 SERIES UNITS

**RF PREAMPLIFIERS, FREQUENCY
CONVERTERS
SIGNAL SOURCES, ETC. . . .**



TYPE 8025 STRIPLINE RF PREAMPLIFIER

- TYPE 8025 STRIPLINE PREAMPLIFIER
200 MHz.-1500 MHz. Noise factor 1.2 dB.
- TYPE 8026 STRIPLINE RF CONVERTER
Input 200 MHz.-1500 MHz.
Output 1 MHz.-1000 MHz. Noise factor 1.2dB.
- TYPE 8027 RF PREAMPLIFIER
1 MHz.-250 MHz. Noise factor 1.0 dB.
- TYPE 8028 RF CONVERTER
Input 1 MHz.-250 MHz. Noise factor 1.0 dB
- TYPE 8029 WIDEBAND RF PREAMPLIFIER
10 kHz.-150 MHz. without tuning.
Gain 40 dB. ± 0.5 dB. Noise factor 3.0 dB.
- TYPE 8030 VMOS LINEAR POWER AMPLIFIER
40 MHz.-250 MHz. without tuning.
4 watts maximum RF output.
- TYPE 8031 VMOS LINEAR POWER AMPLIFIER
30 kHz.-40 MHz. without tuning.
4 watts maximum RF output.
- TYPE 8032 HIGH STABILITY PHASE-LOCKED SIGNAL
SOURCE
20 MHz.-1000 MHz. 1V. output at 50 ohms
max.
- TYPE 8033 UHF TELEVISION PREAMPLIFIER
Channel group 'A' 21-34, 'B' 39-51, or 'CD'
49-68.
Gain 20 dB. Noise factor 1.2 dB. Weatherproof
unit.
- TYPE 8034 100 kHz.-500 MHz. WIDEBAND MIXER.
- TYPE 8035 10 MHz-1500 MHz. WIDEBAND MIXER.
- TYPE 8036 MASTHEAD WEATHERPROOF UNIT
Designed to completely enclose our standard
units.
- TYPE 8037 POWER SUPPLY/OUTPUT SPLITTER UNIT
Stabilized mains power supply.
Provides 4 outputs from one amplifier.
UNITS ARE AVAILABLE FROM STOCK.
CONTACT:



RESEARCH COMMUNICATIONS LTD.

43 Court Street, Faversham, Kent, ME13 7AL
ENGLAND

RESEARCH COMMUNICATIONS EUROPE

Germeville, Oradour, 16140 Aigre
FRANCE


Tel: 010 33 (45) 93 36 39

WW-123 FOR FURTHER DETAILS

HAMEG

OSCILLOSCOPES

**TOP PERFORMANCE,
QUALITY AND VALUE**



HM 307 £149
Single Trace DC-10MHz
Plus Built-in Component
Tester

HM 312 £250


Dual Trace DC-20MHz
5mV/cm, Full X-7, 30MH
Trigger, plus TV Trigger

HM 412 £350

Dual Trace DC-20MHz
2mV/cm, X-Y, 40MH Trigger,
plus Sweep Delay

HM 512 £580

Dual Trace DC-50MHz
5mV/cm, X-Y, 70MH
Trigger Sweep Delay, plus Single
Shot, Sweep Delay and After De-
lay Trigger



HM 812 £1,458

Dual Trace as per HM 512 plus
Storage, Automatic Storage and
Variable Persistence

Prices U.K.
List Ex. VAT

For
FULL DETAILS and
DISTRIBUTOR LIST
contact:

HAMEG LTD.
74-78 Collingdon St.
Luton, Beds LU1 1RX
Tel: (0582) 413174

VIDEO TAPE RECORDERS, Philips type LDL1000. We have a small stock of these items, standards mains, I/P approx. ext. size with cover 20 x 14 x 8" reel-to-reel type supplied with one reel of tape, copy of service h/bk. Good cond. complete, untested, **£185.**

RECEIVER ASS, small UHF guard chan. Rx on 243 Mc/s, dual conversion with crystals, IFs 20.5 and 2 Mc/s 11 min. valves with o/p stage reqs. ext. HT and LT, **£16.50.**

AUDIO TEST SET CT373, bench test set, 3-function Audio Osc 17c to 170Kc AF VTM and Dist. meter. Fuller spec. on request, 240v I/P, new condition, **£65.**

SELECTIVE CALLING UNITS Rx and Tx, preset 4 digit codes, Will only respond to code set on front of unit by 3 rot swts, 240 I/P transis. New condition with circs and notes, **£22.**

MOTOR & VARIAC 115c 15-amp variac driven by 115v motor, 50/60c. Good condition. **£35.**

H.D. ROT SWT SP 250v AC/DC, 100 amp, **£15.**

HELIPOT DIALS, two type Beckman 15 Tr, **£2.50**, and Colvern 10Tr **£1.50**. Also 30 or 100K pots, **50p** ea.

H.F. TRANS/RX small Army unit Rx tunes 2.5 to 20Mc/s in 8 bands 7 min. valves inc. RF stage and BFO o/p for phones. Tx section crystal controlled 2.5/20Mc/s, two valves, 15/25 watts, CW only, built in morse key, RF O/P meter and Ae loading swt. size inc. mains P.U. 30 x 9 x 14. Cm also supplied 12v DC P.U. Invertor, connecting cables, H/PHs, handbook, tested, **£54.** Also for these Hand Gen. sets with accs. 110v 40/80w 100c/s, **£25.**

HIGH RESISTANCE Test Set, mains operated, will measure up to 300 million megs with 10v test voltage or 3000 with 10v, works by measuring time taken to charge conds of known value, stopwatch readout min. ind. 100K, in transit cases, **£35.**

SMALL Rx and TX ass. battery-operated Rx tunes 2 to 8 Mc/s with 5 min. valves inc. BFO Tx 2/8 Mc/s crystal cont. about 1 watt, power req. 135v and 1.5v with circs Rx, **£13.** Tx **£5.50.**

POWER UNITS CT397 var O/P to 500v DC 100Ma up to 350v to 6.3v AC ct 3 amp with Volt/Ma meter, tested with circ., **£20.** Also 0 to 500v 150Ma stab 6.3 5 amp, 19" rack mounting with meter, **£35.** Also small stab 135v 20Ma 6.3v 1 amp 240v I/P. Neat unit made for BC221 range of freq. meters, **£15.**

UPM-6 IFF Test Sets, multi-function 115v 50c I/P: comprises W.M. Sig. Gen., demod. unit, peak reading voltmeter nom. operating freq. 960 to 1150Mc/s with circs., H/bk. sample cal. charts, leads, etc. Fuller disc. on list, **£45.** We can supply from these Sig. Gen. ass. with var. atten. and valve, **£12.50.** Wavemeter Ass. will go to 1.35 Gz, **£8.50.** Demod. Ass. with det. and 50 ohm 5w load, **£4.50.**

Rx Preselector 4-section tunes, 1080/1130Mc/s with 1N21. New, **£4.50.**

DEVIATION METER, Army No. 2 2.5 to 100Mc/s in 8 bands, Dev. ranges 5/25/75Kc FSD mains I/P with conn. In transit case, **£35.**

POWER SIGN. GEN. 240v I/P VFO osc. 1.5 to 12Mc/s in 3 bands RF O/P nom. 20 watts into 70 ohms. This can be varied over wide range by variac control of PA plate voltage, anode current and O/P voltmeters fitted. Good cond., **£45.**

MORGANITE NON IND. carbon res. 150 ohm 20% est. 40 watts, size 6 x 1" with mt. clips 3 for **£4.50.**

RF meters, 3" dia., 6 amps, **£5.50.**

METERS, matching pair, 0 to 35v and 0 to 35 amps, DC, 4" dia., **£10** pair.

MONITOR UNIT metering unit for Tx power amp, comprises 7 MC meters, all 4" dia. with FSDs as follows all DC, 35v, 5 amps, 25Ma, 100Ma, 600v, 250Ma and 2.5Kv. All on 19" panel. New cond., **£25.**

TRANSFORMER AUTO 200/250v, 3 taps, nom. 115v 560 watts, fully enclosed with term conn., size 8 x 5 x 4". New American Kenyon, **£13.50.**

AMP MODULE, size 14 x 5 x 2", with mains trans. with two secs giving + & - 20v DC stab 100Ma ea. Good selection of 1% res., trim pots, etc. DC coupled with swt. gain to 500, **£5.50.**

RECORDING TAPE, Ampex 1/4" Audio type 3600 ft. on 10 1/2" grey plastic spools, Mil spec., new, **£7.50.**

H.D. BLOWERS, 240v, single ended outlet 2 1/2" x 3 1/2", new, unused, **£11.50.**

X BAND NOISE SOURCE with noise tube, W.G. 15 WG reqs. 115v DC 500Ma int. rated, in fitted case, **£5.50.**

The following available as one lot for callers. Four assorted 16mm Proj, some sound by RCA B.H. seven ass. slide proj 2x loop proj. Fair cond. Price **£230** the lot.

One only **PHILIPS CCTV** system transis. with high-grade lens. c.u. 19" mon. cables, etc., **£144.** Collect

Above goods are ex. equip unless stated new. S.A.E. for enquiry or 2 x 10p stamps for list 24/1. Price includes carriage and V.A.T.

A.H. SUPPLIES

122 HANDSWORTH ROAD, SHEFFIELD, S9 4AE
TEL: 444278 (0742)

Accurate tape tension.



Tentelometer

Tape Tension Meters for all audio and video tape recorders and players

Stocked and distributed for Europe by

The Experts



CROW OF READING LIMITED

PO Box 36, Reading, RG1 2NB. Telephone: (0734) 595025

WW-127 FOR FURTHER DETAILS

reprints

If you are interested in a particular article/special Feature or advertisement published in this issue of

WIRELESS WORLD

why not take advantage of our reprint service.

Reprints can be secured at reasonable cost to your own specifications providing an attractive and valuable addition to your promotional material. (Minimum order 250.)

For further details contact:

Brian Bannister, IPC Electrical-Electronic Press Ltd. Phone 01-261 8046 or simply complete and return the form below.

To: Brian Bannister, Reprints Department
Dorset House, Stamford Street
London SE1 9LU

I am interested in copies of the article/advertisement headed featured in

WIRELESS WORLD

on page(s) in the issue dated

Please send me full details of your reprint service by return of post.

Name

Company

Address

Tel. No.

WILMSLOW AUDIO

The firm for Speakers

HI-FI DRIVE UNITS



Audax HD 12 9D25	£8.25
Audax HD 11 P25EBC	£7.50
Audax HD 20B25H4	£14.95
Audax HD 13D34H	£12.95
Audax HD 24S45C	£21.95
Baker Superb	£25.00
Castle Super 8 RS/ DD	£14.95
Chartwell CEA205	pairs only £61.25
Coles 4001	£7.65
Coles 3000	£7.65
Celestion HF1300 II	£10.95
Celestion HF2000	£10.95
Dalesford ABR 10"	£10.25
Dalesford D30/110	£11.25
Dalesford D50/153	£12.25
Dalesford D50/200	£12.25
Dalesford D70/250	£25.50
Dalesford D100/310	£35.75
Dalesford D10 tweeter	£8.45
Decca London Horn	£61.95
Decca CO/1000/8	£10.25
Eiac 6NC204 6 1/2"	£7.50
Eiac 8NC298 8"	£7.95
EMI type 350, 13" x 8", 4 ohm	£9.45
EMI 14A/770, 14" x 9", 8 ohm	£19.50
Isophon KK8/8	£8.15
Isophon KK10/B	£8.45
Jordan Watts Module	£23.50
Jordan Watts HF kit	£9.15
Jordan 50mm unit	£24.50
Jordan CB crossover	£24.50 pair
Jordan Mono crossover	£24.50 pair
Kef T27	£9.45
Kef B110	£12.25
Kef B200	£13.50
Kef B139	£27.75
Kef DN13	£6.75
Kef DN12	£9.40
Kef DN22	pair £42.00
Lowther PM6	£59.00
Lowther PM6 Mk I	£62.00
Lowther PM7	£94.50
Peerless KO10DT	£10.75
Peerless DT10HFC	£10.50
Peerless KO40MRF	£12.95
Radford BD25 Mk III	£38.95
Radford MD9	£14.85
Radford MD6	£19.95
Radford FN8/FN831	£21.40
Richard Allan CGBT	£13.50
Richard Allan CG12T Super	£29.50
Richard Allan HP8B	£20.75
Richard Allan LP8B	£14.50
Richard Allan HP12B	£33.50
Richard Allan DT20	£9.95
Richard Allan DT30	£10.75
SEAS H107	£8.95
Shackman Electrostatic with polar network & crossover	£130.00 pair
Tannoy DC296 10"	£107.35
Tannoy DC316 12"	£148.50
Tannoy DC386 15"	£178.90

PA GROUP & DISCO UNITS



Celestion G12/50TC	£16.95
Celestion G12/80CE	£21.25
Celestion G12/80TC	£20.25
Celestion G12/125CE	£35.50
Celestion G15/100CE	£32.95
Celestion G15/100TC	£33.25
Celestion G18/200	£54.50
Celestion Powercell 12/150	£56.50
Celestion Powercell 15/250	£69.25
Celestion MH1000	£16.95
Fane Classic 45 12"	£13.95
Fane Classic 55 12"	£15.50
Fane Classic 80 12"	£19.75
Fane Classic 85 15"	£26.00
Fane Classic 150 15"	£37.95
Fane Classic 125 18"	£43.95
Fane Classic 175 18"	£47.95
Fane Guitar 80L 12"	£26.25
Fane Guitar 80B/2 12"	£27.25
Fane Disco 100 12"	£28.75
Fane PA85 12"	£26.25
Fane Bass 100 15"	£39.00
Fane Crescendo 12E	£57.50
Fane Crescendo 15E	£74.50
Fane Crescendo 18E	£94.75
Fane Colossus 15E	£99.95
Fane Colossus 18E	£107.00
Fane J44	£6.90
Fane J104	£15.95
Fane J73	£10.90
Fane HPX1/HPX2	£3.45
Fane HPX3A	£5.60
Fane HPX3B	£4.55
Goodmans 8PA	£5.05
Goodmans PP12	£22.50
Goodmans DI12	£25.50
Goodmans GR12	£24.95
Goodmans 18P	£48.45
Goodmans Hifax 50HX	£21.85
McKenzie C1280GP	£24.45
McKenzie C1280TC	£24.45
McKenzie C1280 bass	£24.45
McKenzie GP15	£35.10
McKenzie TC15v	£35.10
McKenzie C15 bass	£59.60
Motorola Piezo horn 3 1/2" x 6"	£8.50
Motorola Piezo 2" x 6"	£12.25
Richard Allan HDBT	£20.25
Richard Allan HD10T	£21.75
Richard Allan HD12T	£29.75
Richard Allan HD15T	£52.75
Richard Allan HD15P	£52.75
Richard Allan Atlas 15"	£77.00
Richard Allan Atlas 18"	£96.00

WILMSLOW AUDIO



KITS FOR MAGAZINE DESIGNS, etc.
KITS INCLUDE DRIVE UNITS, CROSSOVERS, BAF/LONG FIBRE WOOL, etc
FOR A PAIR OF SPEAKERS
Carriage £3.75
unless otherwise stated

Practical Hi Fi & Audio PRO9-TL (Rogers) £146.00

As above but including felt panels £152.75 + £5 carriage
Hi Fi Answers Monitor (Rogers) £146.00
Hi Fi News State of the Art (Atkinson) £185.00
Hi Fi News Miniline (Atkinson) £74.00
Hi Fi For Pleasure Compact Monitor (Colloms) £116.00 + £5 carriage
Popular Hi Fi Mini Monitor (Colloms) £74.00
Popular Hi Fi Round Sound (Stephens) including complete cabinet kit £71.00
Popular Hi Fi Jordan System 1 £96.00 + £3 carriage
Practical Hi Fi and Audio BSC3 (Rogers) £65.00
Practical Hi Fi and Audio Monitor (Giles) £180.00
Practical Hi Fi and Audio Triangle (Giles) £120.00
Hi Fi News Tabor (Jones) with J4 bass units £66.00
Hi Fi News Tabor (Jones) with H4 bass units £70.00
Wireless World Transmission Line KEF (Bailey) £125.00
Wireless World Transmission Line RAD-FORD (Bailey) £179.00
Everyday Electronics EE70 (Stephens) £150 + £5 carriage
Everyday Electronics EE20 (Stephens) £29.50 + £3 carriage

SMART BADGES FREE WITH ABOVE KITS (TO GIVE THAT PROFESSIONAL TOUCH TO YOUR DIY SPEAKERS!)

REPRINTS/CONSTRUCTION DETAILS OF ABOVE DESIGNS 10p EACH

CARRIAGE & INSURANCE	
TWEETERS/CROSSOVERS	50p each
SPEAKERS 4" to 6 1/2"	80p each
8" to 10"	£1 each
12", 13" x 8", 14" x 9"	£1.95 each
15"	£2.95 each
18"	£4.50 each
SPEAKER KITS	£1.95 each
	£3.95 pair
MAG DESIGN KITS	£3.75 pair
	unless otherwise stated
ALL PRICES CORRECT AT 1.2.80	

SPEAKER KITS



Prices per pair	
Carriage £3.95 pair	
Dalesford System 1	£54.00
Dalesford System 2	£57.00
Dalesford System 3	£104.00
Dalesford System 4	£110.00
Dalesford System 5	£142.00
Dalesford System 6	£95.00
Goodmans DIN 20 4 ohm (special offer)	£27.60
KEF Reference 104aB kit	£133.00 + £5 carriage
KEF Cantata kit	£213.50 + £5 carriage
LS3 Micro Monitor kit	£71.00 + £3.75 carriage
Lowther PM6 kit	£116.00
Lowther PM6 Mk I kit	£122.00
Lowther PM7 kit	£195.00
Peerless 1070	£157.00
Peerless 1120	£169.90
Peerless 2050	£59.95
Peerless 2060	£79.95
Radford Studio 90 kit	£181.00
Radford Studio 270 kit	£309.00
Radford Monitor 180 kit	£243.00
Radford Studio 360 kit	£450.00
RAM 50 kit (makes RAM 100)	£71.50
Richard Allan Tango Twin kit	£55.50
Richard Allan Maramba kit	£77.50
Richard Allan Charisma kit	£111.00
Richard Allan Super Triple kit	£102.50
Richard Allan Super Saraband II	£159.95
Richard Allan RA8 kit	£62.75
Richard Allan RA82 kit	£98.75
Richard Allan RA82L kit	£108.00
SEAS 223	£42.50
SEAS 253	£67.00
SEAS 403	£79.95
SEAS 603	£134.95
Wharfedale Denton XP2 kit	£31.45
Wharfedale Shelton XP2 kit	£40.40
Wharfedale Linton XP2 kit	£56.21
Wharfedale Glendale XP2 kit	£69.01

WILMSLOW AUDIO BA1 sub bass amplifier/crossover kit £34.50 + £1 carriage

EVERYTHING IN STOCK FOR THE SPEAKER CONSTRUCTOR

BAF, LONG FIBRE WOOL, FOAM, CROSSOVERS, FELT PANELS, COMPONENTS, ETC. LARGE SELECTION OF GRILLE FABRICS
(Send 22p in stamps for grille fabric samples).

ALL PRICES INCLUDE VAT @ 15%

Send 50p for 1980 56-page catalogue 'Choosing a Speaker'

SWIFT
OF WILMSLOW
The firm for Hi-Fi
5 Swan Street,
Wilmslow, Cheshire.

Tel: 0625 529599 FOR MAIL ORDER & EXPORT OF DRIVE UNITS, KITS, ETC.


Tel: 0625 526213 (SWIFT OF WILMSLOW) FOR HI-FI & COMPLETE SPEAKER SYSTEMS.

Lightning service on telephoned credit card orders!

WILMSLOW
AUDIO
The firm for Speakers

Swan Works, Bank Square,
Wilmslow, Cheshire.

SBC-100 BUS BOARD COMPUTER



Features

- 1024 Bytes of Random Access Memory
- Provision for up to 8K Bytes of PROM On Board using 2716 EPROM
- Auto Start on Reset to any 4K Boundary
- Parallel Input and Output Ports
- Z80 Central Processing Unit
- Four Channel Counter/Timer (Z80-CTC)
- Software Programmable Baud Rate Generator
- Serial Input/Output Port with Asynchronous and Synchronous Operation
- Optional Vectored Interrupts
- No Front Panel Required for Operation

The SBC-100 Board is additionally suited for industrial and process control as its all-in-one design reduces secondary board requirements. The eight thousand bytes of PROM/ROM sockets (2716) provided on-board allow the SBC-100 to perform most complex control functions. The Z-80CTC can function as a vectored interrupt controller to prioritize the interrupts when necessary. When desirable, the internal CTC interrupts may be prioritized with the external interrupts in order to create an interrupt daisy chain between various boards within the system. The SBC-100 is jumper-selectable to begin execution after reset at any 4K boundary.

OUR PRICE:—

£159.00 + VAT (Kit Form)
£208.00 + VAT (Built + Tested)

For further information on this board, or any other boards in our comprehensive range, ie:— Expandoram II, Versafloppy I + II, VDB 3024, Z80 Starter Kit etc. Please write or telephone.

UK Distributor:




AIRAMCO LTD,
Unit A2, 9 Longford Avenue,
Kilwinning Industrial Est, Kilwinning,
Ayrshire KA13 6EX
Tel: 0294 57755 Telex: 779808

WW — 109 FOR FURTHER DETAILS

HERE IT IS! THE BRAND NEW 8022A HAND-HELD DMM

Consider the following features:
6 resistance ranges from 200 ohm-20 ohms
8 current ranges from 2mA-2A AC/DC
10 voltage ranges from 200 mv-1000v DC-200 mc-750V AC
Pocket size — weighing only 370 gms.
Full overload protection — will withstand 6kv spikes
Rugged construction — virtually indestructible
Meets tough military specs — drop proof
In line, pushbutton operation for single-handed useage
Incorporates low power CMOS chip for low power consumption
All this plus a 2-year full guarantee



For only £89 **SOFT CARRYING CASE**
Carriage and Insurance £3 **£7 extra**

Even more sophisticated the Fluke 8020A
Identical in most respects to the 8022A but in addition incorporates a conductance range from 2mS-200nS.

Price £112

Carriage and insurance £3.00

. A handsome soft carrying case is included (this model only)

OFF THE SHELF DELIVERY ON THESE



DIGITAL MULTIMETERS BRAND NEW FROM FLUKE!!! NOW AVAILABLE THE 8024A HAND HELD DMM

This model incorporates all the features of the 8020A but in addition has:
A peak hold switch which can be used in AC or DC for volts and current functions.
Audible continuity testing and level detection for sensing logic levels.
A temperature (°C) range for use with a thermocouple. **£135**
Carriage and Insurance £3

The following accessories are in stock now

Y8008 Touch and Hold Probe	£18.00
80K-40 High Voltage Probe	£45.00
81RF RF Probe to 100 MHZ	£32.00
80T-1 50C Temperature Probe (C)	£55.00
80T-600 Clamp-on AC Current Probe	£55.00



8010A AND 8012A BENCH MODEL D.M.M.s

The 8010A is a general purpose, bench/portable digital multimeter with more functions and features than ever offered for such a low price. Its companion, the 8012A, has identical characteristics except that it has two additional low resistance ranges, 2Ω and 20Ω.
The 8010A and 8012A feature:
10 voltage ranges from 200mv - 1000v dc, 200mv - 75v ac.
3 conductance ranges from 2mS - 200 nS.
6 resistance ranges from 200Ω - 20MΩ - the 8012A has two additional resistance ranges 2Ω and 20Ω.
10 current ranges from 200µA - 2A AC/DC - the 8010A has two additional current ranges 10A AC and 10A DC.

8010A £159 **8012A £199**

Carriage and Insurance £3

The 8010A is also available with two rechargeable Nicad size C batteries installed in optional - 01 at **£176.00.**

LOW COST, AUTORANGING MULTI-FUNCTION COUNTER MODEL 1900A

- Autoranging in both frequency and period measurement modes
- Wide Frequency range — 5 Hz to 80 MHz
- High sensitivity — 25 mV, typically 15 mV
- Six digit LED display with leading zero suppression, automatic annunciation and overflow
- Optional internal battery pack providing 4 hours continuous operation
- Autoremot on all gate times, all function switches
- Four manually selected gate times providing resolution to 0.1 Hz
- Event counting to 10⁶ events with overflow indicator
- Signal input conditioning with switchable 1 MHz low pass filter and attenuator
- Rugged moulded case with convenient tilting/carrying handle
- Optional parallel data output with decimal point and annunciation
- Traditional high Fluke quality
- Self check

£195 Carriage and Insurance £3



Y7206 EN 20,000 OPV
AC Volts: 0-10, 50, 250, 500, 1000
DC Volts: 0-0.5, 5, 25, 125, 250, 500, 1000
DC Current: 0-0.05, 5, 250 mA

Resistance: 0.3k ohms, 300k ohms, 3 meg ohms
Decibels: —20— +63 db
Dims: 127 x 90 x 32 mm
£10.95 P & P 75p



TMK500 MULTITESTER 30,000 OPV
A sturdy and reliable instrument. Has internal buzzer.
AC volts: 0 to 2.5, 10, 25, 100, 250, 500, 1000
DC volts: 0 to 0.25, 1, 2.5, 10, 25, 100, 250, 1000 DC current: 0 to 50µa, 5 ma, 50 ma, 12 amp
Resistance: 0 to 6K, 60K, 6 meg, 60 meg
Decibels: —20 to +56 db
Short test: Internal buzzer.
Size: 160 x 110 x 55 mm

£20.50, P & P 75p

PLEASE ADD 15% VAT TO ALL ORDERS EXCEPT WHERE ITEMS MARKED "VAT INCLUDED."

CALLERS WELCOME
We are open 9 a.m. - 6 p.m. Monday-Saturday

We carry a very large selection of electronic components and electro-mechanical items. Special quotations on quantities

ROTARY STUD SWITCH PLESSEY 30-way, 2 bank

Single pole, Contacts 1 amp 240v, AC, DC, 0050 res. Make before break. Stop infinitely adjustable allowing for any desired arc of travel. Ideal for instrument and model switching. Size 2 1/4" dia overall x 2 1/4" deep plus 1 1/4" x 1/4" dia spindle

£3.25 P & P 50p

BENDIX MAGNETIC CLUTCH

Superb example of electro-mechanics. Main body in two sections, coil section fixed with 1/4" sleeve, drive section rotating on outer perimeter. Uniting plate has 3/16" ID bearing concentric with main section and 18 tooth cog wheel. Extremely powerful transmission. 24V DC 240 m/a



£4.75, P & P 75p

ELECTRO-TECH COMPONENTS LTD.

364 EDGWARE ROAD, LONDON, W.2. TEL: 01-723 5667

REALISM

4096 STAGE DELAY



New model SAD-4096 Bucket Brigade Delay Line offers:

- Delays of 250 mS to 1 mS
- Wide Dynamic Range 70 dB
- Full wave output
- No insertion Loss
- Up to 200 KHz Bandwidth

Typical Applications:

- Reverberation/Echo effects
- Time Base Conversion
- Voice Scrambling/Pitch correction

For complete details on this broad line of standard delay lines and how they can improve your product and reduce costs, call your nearest RETICON field office now.



5 THE COURTYARD, DENMARK STREET,
WOKINGHAM, BERKS.

Tel. WOKINGHAM (0734) 788666. Telex: 847510

WW — 106 FOR FURTHER DETAILS

NEW VALVES

BRANDED &
INDIVIDUALLY BOXED
— AVAILABLE FROM:

PM COMPONENTS LTD.
VALVE & COMPONENT SPECIALISTS
CONINGSBY HOUSE WROTHAM ROAD, MEOPHAM,
KENT

A1834	8.00	ECC86	1.40	EL84	.60	PC86	.80	PYS00A	1.55	5B254M	9.00	9246	9.00
A2287	10.00	ECC88	.75	EL86	.96	PC88	.80	PYS00	.70	5B255M	9.00	924V	9.00
A2179	9.00	ECC189	.90	EL90	.90	PC82	.90	PY801	.70	5A46Y	1.25	95A1	5.50
A2293	8.00	ECC204	.54	EL91	4.50	PC97	.90	QV83-300	32.50	5U46	1.00	15082	1.75
DM160	2.50	ECC807	1.50	EL95	.80	PC900	.60	QV82-8	9.50	5Z46	1.05	15083	4.50
DY86/87	.60	ECC80	.69	EL96	5.50	PC84	.40	QV83-10	2.85	6AK5	1.90	15002	1.50
DY802	.65	ECC82	.69	EL94	1.80	PC85	.62	QV83-20A		6-30L2	1.25	150C4	1.50
ES51	15.00	ECH42	1.15	EL509	3.00	PC88	.72	QV86-40A	15.00	6B7	4.90	15846	32.00
E80CC	5.50	ECH81	.65	EL821	9.50	PC89	.72			6B87	3.70	807	1.25
E80CF	8.50	ECH83	.90	EL822	9.50	PC189	.72			6B87	1.05	811A	7.00
E80F	6.25	ECH84	1.10	EM81	.70	PC80	.90	QV206-40A		6L86C	1.60	813	13.00
E81CC	4.50	ECL80	.76	EM84	.70	PC82	.70			6L86CEI	2.55	833A	5.00
E81L	6.50	ECL81	.85	EM87	1.10	PC86	1.10	QV83-12	3.75	6L86T	1.75	866A	2.85
E82CC	2.25	ECL82	.64	EM82	11.00	PC200	1.50	QV85-25	1.35	6SL76T	1.05	2050A	4.50
E83CC	3.00	ECL83	1.30	EM91	1.95	PC201	1.50	QY3-125	35.00	6SN76T	1.05	5670	4.50
E83F	3.00	ECL84	.80	EM92	3.00	PC1801	1.05	QY4-250	60.00	6V66T	1.05	5687	5.90
E83CC	3.00	ECL85	.80	EY51	.40	PC802	.74	QY4-480	70.00	12AU6	1.10	5749	4.90
E88CC-01	3.60	ECL86	.80	EY86/87	.60	PC805	1.75	QY5-500	52.50	12BL6	2.50	5751	4.50
E91F	4.50	EY37A	2.75	EY500A	1.55	PC806	.70	R61-240A	13.50	12BR7	1.05	5783	4.00
E95F	4.50	EY39	2.20	EZ80	.52	PC808	1.70	R63-250A	13.50	12E1	10.50	5879	4.50
E1301	15.50	EY80	.55	EZ81	.70	PC8200	1.00	TD1-100A	12.50	12K5	2.15	5965	3.75
E180CC	4.00	EY85	.55	EZ90	.85	PCL82	.75	U25	.50	12SM76T	1.85	6005	5.50
E180F	6.05	EY86	.75	EYU1	14.50	PCL84	.80	U26	.70	12U7	3.50	6080	4.85
E182CC	4.50	EY89	.75	GU50	9.50	PCL86	.85	U191	.70	1308	1.50	6096	7.50
E188CC	3.35	EY91	1.40	EY801	1.45	PCL805	.85	UAB80	.65	30P12	1.20	6146	4.75
E810F	9.50	EY93	.75	EY32	.75	PY510	3.25	UAF42	.82	30P13	.50	6201	4.75
EANC80	.60	EY94	.75	EZ33	1.45	PFL200	1.25	UBC41	1.50	30P14	1.20	6870	13.50
E801	.60	EY95	.90	KT81	4.00	PL36	.90	UBF89	.65	40K06	2.50	7032	8.90
E8C41	.95	EY183	.60	KT66	4.00	PL81A	.75	UCC85	.80	75C1	1.05	7586	11.00
E8C81	.95	EY184	.60	KT77	4.00	PL82	.60	UC842	1.45	83A1	4.95	7609	26.50
E8C31	.95	EY80	.75	KT88	6.90	PL84	.75	UCH81	.60	85A1	6.20	7980	4.75
E285	.95	EK90	.75	W78	10.90	PL504	1.30	UCL82	.70	UL84	.90	9046	9.00
ECC81	.60	EL33	3.50	DA2	.80	PL508	1.70	UL84	.90	90A6	9.00		
ECC82	.60	EL34	1.70	DA3	2.50	PL509	2.55	UY85	.70	90AV	9.00		
ECC83	.60	EL37	3.45	DB2	.80	PL519	3.00	X61-2500	32.00	90C1	1.95		
ECC84	.50	EL81	1.25	DB3	1.50	PL802	3.15	4-125A	32.50	90C6	12.50		
ECC85	.60	EL83	1.25	DB3	1.50	PT88	.75	4CX250B	25.00	90CV	9.00		

MANY OTHER TYPES AVAILABLE, INCLUDING SPECIAL QUALITY & VINTAGE. PLEASE PHONE OR SEND LIST OF YOUR REQUIREMENTS

Post & Package 50p on all orders
PRICES INCLUDE VAT
Prices subject to change without notice

EXPORT & TRADE enquiries welcome.
Phone our sales desk
0474 813225

Happy Memories

4116 200ns £3.95 4116 150ns £5.50
2114 200ns £3.95 2114 450ns £3.45
2708 450ns £4.95 2716 5 volt £13.50
21L02 450ns £1.00

MEMOREX mini discs soft sectored — with FREE library case £19.95 per ten.

SALE

We're moving shortly to new premises and don't want to carry much.

Bargains for all

All prices include VAT
30p postage on orders below £10

Access & Barclaycard

All orders to

Dept. WW
19 Bevois Valley Road
Southampton, Hants, SO2 0JP
Telephone (0703) 39267

U.K. RETURN OF POST MAIL ORDER SERVICE, ALSO WORLDWIDE EXPORT SERVICE

BSR DE LUXE AUTOCHANGER

Plays 12", 10" or 7" records. Auto or Manual. A high quality unit backed by BSR reliability. Stereo Ceramic Cartridge. AC 200/250V Size 13 1/2 x 11 1/4 in. 3 speeds Above motor board 3 1/4 in. Below motor board 2 1/2 in. with Ceramic Stereo cartridge.



£20 Post £2
Ready cut Mounting Board £1 extra

GARRARD AUTOCHANGER CC10A.

3 speed stereo cartridge. Plays all sizes of records. 7", 10", 12". Turntable 7 in **£8.50**, post £1.


HEAVY METAL PLINTHS

Cut for most BSR or Garrard decks Post £2.00
Silver grey finish **£4.50**
Size 16 x 14 x 3 in **£6.00**

Tinted Cover for above
TINTED PLASTIC COVERS
Sizes 14 1/2 x 12 1/2 x 4 1/4 in. or 14 1/2 x 12 1/2 x 3 in **£3.50**.
15 1/2 x 13 1/2 x 4 in **£4.18** x 13 1/2 x 4 in. **£6.**
17 1/2 x 9 1/2 x 3 1/2 in **£3.18** x 12 1/2 x 3 in. **£6.**
18 x 13 1/2 x 3 1/2 in with standup hinges **£7.** Post £2
Ideal for record decks, tape decks, etc

BSR SINGLE PLAYER DECKS

BSR P182 3 speeds flared aluminium turntable "S" shape arm, cueing device, ceramic cartridge **£26** Post £2.00
Ready cut mounting board. £1 extra



BSR P163 BELT DRIVE QUALITY DECK

Manual or automatic play. Two speeds Precision balanced arm. Cueing device. Bargain price Suitable magnetic cartridge **£6.50**.
BSR P207 BUDGET SINGLE PLAYER ideal for disco or small two-speed Hi-Fi system with stereo cartridge cartridge and cueing device **£15** Post £2

GARRARD 6-200 SINGLE PLAYER DECK
Brushed Aluminium Arm with stereo ceramic cartridge and Diamond Stylus, 3-speeds Manual and Auto Stop/Start Large Metal Turntable Cueing Device and Pause Control Ready cut mounting board £1 extra **£22** Post £2

ELAC HI-FI SPEAKER 10in. TWIN CONE

Large ceramic magnet 50-16,000 c/s. bass resonance 40 c/s 8 ohm impedance **£7.95** Post 99p



POTENTIOMETERS

5kΩ to 2MΩ LOG or LIN L/S 50p. DP 90p. Stereo L/S £1.10. DP £1.30. Edge Pot 5K SP 45p. Sliders Mono 65p. Stereo 85p.

EMI 13 1/2 x 8in. LOUDSPEAKERS

With tweeter and crossover, 10 watt 3 or 8 ohm. **£9.95** Post 99p
With tweeter and crossover, 8 ohm, 15 watts. **£10.95** Post 99p



THE "INSTANT" BULK TAPE ERASER


Suitable for cassettes, and all sizes of tape reels. AC mains 200/250V **£7.50** Post 50p
Will also demagnetise small tools **Head Demagnetiser only £5**



RELAYS. 12V DC 95p. 6V DC 85p.
BLANK ALUMINIUM CHASSIS. 6 x 4—95p; 8 x 6—£1.40; 10 x 7—£1.55; 12 x 8—£1.70; 14 x 9—£1.90; 16 x 6—£1.85; 16 x 10—£2.20. **ANGLE ALI.** 6 x 1/4 x 1/4 in—20p.
ALUMINIUM PANELS. 6 x 4—24p; 8 x 6—38p; 14 x 3—40p; 10 x 7—54p; 12 x 8—70p; 12 x 5—44p; 16 x 6—70p; 14 x 9—94p; 12 x 12—£1; 16 x 10—£1.16.
PLASTIC AND ALI BOXES IN STOCK. MANY SIZES
ALUMINIUM BOXES. 4 x 4 x 1 1/2 £1.4 x 2 x 2 1/2 1.3 x 2 x 1.70p. 6 x 4 x 2 £1.20. 7 x 5 x 2 1/2 £1.45. 8 x 6 x 3 £2.20. 10 x 7 x 3 £2.50. 12 x 5 x 3 £2.30. 12 x 8 x 3.3.
BRIDGE RECTIFIER 200V PIV 4 amp £1.50. 8 amp £2.50.
TOGGLE SWITCHES SP 30p. DPST 40p. OPDT 50p.
PICK-UP CARTRIDGES ACOS, GP91 £2.00. GP94 £2.50. SONOTONE 9TAHC Diamond £3.75. V100 Magnetic £6.50.
RESISTORS. 100 to 10M 1/4W, 1/2W, 1W, 1p; 2W 10p.
HIGH STABILITY. 1/2W 2% 10 ohms to 1 meg 8p. Ditto 5% Preferred values. 10 ohms to 10 meg. 3p.

MINI-MULTI TESTER

Deluxe pocket size precision moving coil instrument, jewelled bearings — 2000 Ω p v
11 instant ranges measure DC volts 10, 50, 250, 1000 AC volts 10, 50, 250, 1000 DC amps 0-100 mA. Continuity and resistance 0-1 meg ohms in two ranges Complete with Test Prods and instruction book showing how to measure capacity and inductance 50p post and insurance



£6.50

HIGH QUALITY



JVC DECK
£28.50
Post £2

J.V.C. BELT DRIVE STEREO DECK

Detachable head, adjustable counter balance weight, hydraulic damped cueing platform, automatic pick-up arm return, 2 speeds 33 and 45 rpm, suppression circuit to start stop switch, 240V AC motor, dynamic pendulous bias compensator Teak veneered base, 19in x 14 1/2in **£9**, Post £2, plastic cover **£6**, post £2 Stereo magnetic cartridge **£6.50**.

RCS SOUND TO LIGHT KIT Mk. 2

Kit of parts to build a 3 channel sound to light unit 1,000 watts per channel. Suitable for home or disco **£18** Post 50p
Easy to build. Full instructions supplied. Cabinet **£4.50** extra Will operate from 200W to 100 watt signal 200 Watt Rear Reflecting White Light Bulbs Ideal for Disco Lights, Edison Screw 6 for **£4**, or 12 for **£7.50**. Post 50p

"MINOR" 10 watt AMPLIFIER KIT £12.50

This kit is suitable for record players, guitars, tape playback, electronic instruments or small PA systems Two versions available. Mono. **£12.50**; Stereo. **£20**. Post 45p Specification 10W per channel, input 100mV, size 9 1/2 x 3 x 2 in approx SAE details. Full instructions supplied. AC mains powered Input can be modified to suit guitar

RCS STEREO PRE-AMP KIT. All parts to build this pre-amp

Inputs for high, medium or low imp per channel, with volume control and PC Board **£2.95** Post 35p
Can be ganged to make multi-way stereo mixers


MAINS TRANSFORMERS ALL POST 99p.

250-0-250V 70mA 6 5V 2A **£3.45**
250-0-250V 80mA 6 3V 3 5A 6 3V 1A **£4.40**
330-0-330V 200mA 6 3V 2A 6 3V 2A 6 3V 3A **£12.00**
300-0-300V 120mA, 2x6 3V 2A CT 5V 2A **£10.00**
220V 45mA, 6 3V 2A **£2.50**
GENERAL PURPOSE LOW VOLTAGE Tapped outputs available
2 amp 0 12 16 18 20 24 30 36 40 48 60 **£6.00**
1 amp 0 12 16 18 20 24 30 36 40 48 60 **£6.00**
2 amp 0 12 16 18 20 24 30 36 40 48 60 **£9.50**
3 amp 0 12 16 18 20 24 30 36 40 48 60 **£12.50**
5 amp 0 12 16 18 20 24 30 36 40 48 60 **£16.00**
12V 100mA **£1.30** 20V, 40V, 60V, 1 amp **£4.00**
12V 750mA **£1.75** 12V, 3V **£3.50**
10-0-10V 2amp **£3.00** 10V, 30V, 40V, 2 amp **£3.50**
30V, 5 amp and 17V-0-17V **£3.50** 40V, 2 amp **£3.50**
2 amp 0 12 16 18 20 24 30 36 40 48 60 **£3.00** 20V, 1 amp **£3.00**
0 5 8 10 16V 4 amp **£2.50** 20V-0-20V, 1 amp **£3.50**
9V 3 amp **£3.50** 30V-0-30V, 2 amp **£8.00**
25-0-25V 2 amp **£4.50** 2 of 18V, 6 amp, each **£11.00**
30V 1 1/2 amp **£3.00** 2 amp **£3.50** 12-0-12V 2 amp **£3.50**
6V 1/2 amp **£2.00** 9V, 1/2 amp **£1.50**
15-0-15V 2 amp **£3.75** 32-0-32V, 6 1/2 amp **£11.00**

AUTO TRANSFORMERS 115V to 240V or 240V to 115V 500W **£10.00**. FULL WAVE BRIDGE CHARGER RECTIFIERS 6 or 12V outputs 2 amp **£1**, 4 amp **£1.75** CHARGER TRANSFORMERS 3 amp **£4.00**, 4 amp **£6.50** 12V 1 1/2 amp Hi-Wave Selenium Rectifier 25p

OPUS COMPACT SPEAKERS

TEAK VENEERED CABINET **£20** pair
11 x 8 1/2 x 7 in
50 to 14,000 cps Post £2
15 watts 8 ohm



LOW VOLTAGE ELECTROLYTICS

10p 1 mfd, 2 mfd, 4 mfd, 8 mfd, 10 mfd, 16 mfd, 25 mfd, 30 mfd, 50 mfd, 100 mfd, 250 mfd All 15 volts 22 mfd/6V/10V, 25 mfd/6V/10V, 47 mfd/10V, 50 mfd/6V/10V, 68 mfd/6V/10V/16V/25V, 100 mfd/10V, 150 mfd/6V/10V, 200 mfd/10V/16V, 220 mfd/4V/10V/16V, 330 mfd/4V/10V, 500 mfd/6V/680 mfd/6V/10V/16V, 1000 mfd/2 5V/4V/10V, 1500 mfd/6V/10V/16V, 2200 mfd/6V/10V, 3330 mfd/6V/6V, 4700 mfd/4V, 500mF 12V 15p; 25V 20p; 50V 30p, 100mF 12V 17p; 25V 35p; 50V 47p; 100V 70p, 200mF 6V 25p; 25V 42p; 40V 60p; 1200mF 76V 80p, 2500mF 50V 62p; 3000mF 25V 47p; 50V 65p, 4500mF 64V £2, 4700mF 63V £1.20, 2700mF/76V £1, 5000mF 35V 85p, 5600mF/76V £1.75

HIGH VOLTAGE ELECTROLYTICS

8/350V 22p 8 + 8/450V 50p 50 + 50/300V 50p 16/350V 30p 8 + 16/450V 50p 32 + 32/450V 75p 32/500V 75p 16 + 16/450V 50p 100 + 100/275V 65p 50/500V £1.20 32 + 32/350V 50p 150 + 200/275V 70p 8/800V £1.20 50 + 50/500 £1.80 220/450V 95p 16/500V 65p 80 + 40/500V £2

SHORT WAVE 100pf air spaced gangable tuner. **95p**. TRIMMERS 10pF, 30pF, 50pF, 5p, 100pF, 150pF, 15p. CERAMIC, 1pf to 0.01mF. **5p**. Silver Mica 2 to 5000pF. **5p**. PAPER 350V-0.1 7p; 0.5 13p; 1mF 150V 20p; 2mF 150V 20p; 500V-0.001 to 0.05 12p; 0.1 15p; 0.25 25p; 0.47 35p. MICRO SWITCH SINGLE POLE CHANGEOVER 20p. SUB-MIN MICRO SWITCH, 25p. Single pole change over TWIN GANG, 385 + 385pF 80p; 500pF slow motion 75p. 365 + 365 + 25 + 25pF, Slow motion drive **85p**, 1 20pF 50p. TRANSISTOR TWIN GANG, Japanese Replacement **50p**. NEON PANEL INDICATORS 250V 30p. ILLUMINATED ROCKER SWITCH, single pole Red **65p**. WIRE-WOUND RESISTORS 5 watt, 10 watt, 15 watt 15p CASSETTE MOTOR, 6 volt £1.00 CASSETTE MECHANISM, Mono heads, no motor **£3.00**

BAKER LOUDSPEAKERS "SPECIAL PRICES"

MODEL	SIZE INCHES	OHMS	POWER WATTS	TYPE	OUR PRICE
MAJOR	12	4-8-16	30	HI-FI	£12
DELUXE MK II	12	8-16	15	HI-FI	£14
SUPERB	12	8-16	30	HI-FI	£20
AUDITORIUM	12	8-16	45	HI-FI	£29
AUDITORIUM	15	8-16	60	HI-FI	£29
GROUP 35	12	4-8-16	40	PA	£12
GROUP 45	12	4-8-16	45	PA	£15
GROUP 50	12	4-8-16	60	PA	£20
GROUP 75	12	4-8-16	75	PA	£22
GROUP 100	12	8-16	100	PA	£26
GROUP 100	15	8-16	100	PA	£29
DISCO 100	12	8-16	100	DISCO	£26
DISCO 100	15	8-16	100	DISCO	£29

BAKER 50 WATT AMPLIFIER

£69 Post £2.00
Ideal for Halls/PA systems, Discos and Groups. Two inputs. Mixer, Volume Controls, Master Bass, Treble and Gain Controls. 50 watts r.m.s. Three loudspeaker outlets 4, 8, 16 ohms.



BAKER 150 WATT MIXER/AMPLIFIER

Professional 4 inputs with volume controls. Will mix mics, decks, musical instruments, etc. **£89** Post £2.00
Slave version available **£75**



FAMOUS LOUDSPEAKERS "SPECIAL PRICES"

MAKE	MODEL	SIZE	WATTS POWER	OHMS	OUR PRICE
SEAS	TWEETER	4in round	50	8	£7.50
GOODMANS	TWEETER	3 1/2in square	25	8	£4.00
AUDAX	TWEETER	3 1/2in square	60	8	£10.50
SEAS	MID-RANGE	4in	50	8	£7.50
SEAS	MID-RANGE	5in	80	8	£10.50
SEAS	MID-RANGE	4 1/2in	100	8	£12.50
GOODMANS	FULL-RANGE	5 1/2in	15	8	£6.50
GOODMANS	FULL-RANGE	8in	20	8	£5.50
SEAS	WOOFER	8in	30	8	£14.00
R.C.S.	GENERAL	10in	20	8	£8.50
McKENZIE	DISCO-GROUP	15in	150	8 + 16	£56.00
CELESTION	DISCO-GROUP	18in	100	8 + 16	£59.00
CELESTION	DISCO-GROUP	18in	200	8 + 16	£69.00

TEAK VENEERED HI-FI SPEAKER CABINETS
For 13x8in. or 8in. speaker **£9.50** Post 99p
For 6 1/2in. speaker and tweeter **£8.50** Post 99p
Many other cabinets in stock. Phone your requirements.
SPEAKER COVERING MATERIALS. Samples Large 5A. **LOUDSPEAKER CABINET WADDING** 18in wide 25p ft.

GOODMANS TWIN AXIOM 8 inch dual cone loudspeaker, 8 ohm, 15 watt hi-fi unit **£10.50**, Post £1.
CROSSOVERS. TWO-WAY 3000 c/s 3 or 8 or 15 ohm **£1.90**. 3-way 950 cps/3000 cps. **£2.20**.
LOUDSPEAKERS PM 3 ohm 7x4in. **£1.50**; 6 1/2in., **£2.20**; 8x5in., **£2.50**; 8in., **£2.50**.

SPECIAL OFFER: 64 ohm, 2 1/2in., 35 ohm, 3in., 25 ohm, 2 1/2in., 3in., 5x3in., 7x4in., 8 ohm, 2in., 2 1/2in., 3in., 3 1/2in., 5in., 15 ohm, 3 1/2in. dia. 6x4in., 7x4in., 5x3in., 3 ohm, 4in., 5in., 7x4in., 120 ohm, 3 1/2in. dia. **£1.50** each.
RICHARD ALLAN TWIN CONE LOUDSPEAKERS
8in diameter 4W **£2.50**. 10in. diameter 5W **£3.50**; 12in diameter 6W **£4.50**, 3/8/15 ohms, please state.

MOTOROLA PIEZO ELECTRIC HORN TWEETER **£6.50**
Handles up to 100 watts. No crossover required.
BLACK PLASTIC CONSTRUCTION BOX with brushed aluminium fascia. Sturdy job. Size 6 1/4 x 4 3/4 x 2in. **£1.50**

GOODMANS RUBBER SURROUND BASS WOOFER

Standard 12in. diameter fixing with cut sides 12" x 10", 14,000 Gauss magnet, 20 watts RMS 4 ohm imp. Bass resonance = 20 c.p.s. Frequency response 20-8000 c.p.s. **BARGAIN, £8.50**, Post £2



ALUMINIUM HEAT SINKS. FINNED TYPE. Sizes 5" x 4" x 1" 95p. 6 1/2" x 2" x 2 1/4" 45p.
JACK PLUGS Mono Plastic 25p; Metal 30p.
JACK PLUGS Stereo Plastic 30p; Metal 35p.
JACK SOCKETS. Mono Open 20p; Closed 25p.
JACK SOCKETS Stereo Open 25p; Closed 30p.
FREE SOCKETS — Cable end 30p.
2.5mm and 3.5mm **JACK SOCKETS** 15p.
2.5mm and 3.5mm **JACK PLUGS** 15p.
DIN TYPE CONNECTORS
Sockets 3-pin, 5-pin 10p. Free Sockets 3-pin, 5-pin 25p. Plugs 3-pin 20p; 5-pin 25p.
PHONO PLUGS AND SOCKETS 5p. 10p.
Free Socket for cable end 5p.
Screened Phono Plugs 5p. 15p.
TV CONVERGENCE POTS 15p each
Values = 5, 7, 10, 20, 50, 100, 200, 250, 470, 2000 ohms.

"VALVES" special offer subject to being unsold £1 ea. Post Free

6AM6	12K7GT	PCF82	PL84	EF80	EF80
6K8G	35L6GT	PCF86	PY33	EF85	EM84
607G	95A	PCL82	PY80	ECC84	EM85
6V6G	UV41	PCL84	PY82	ECF80	EM87
1207GT	35ZAGT	PL81	PY83	ECL80	EY51
12K6M	PC94	PL82	PY83	ECL82	EY86
25Y5G	PCC89	PL83	EBC81	EF41	EZ40

RADIO COMPONENT SPECIALISTS

Radio Books and Components Lists 20p. (Minimum post/packing charge 50p.) Access or Barclaycard Visa. Please Tel: 01-684 1665 for same day despatch. Cash prices include VAT.

SIX DIGIT COUNTERS

One pulse moves one digit—Type 1 for 230v AC or 100v DC not resettable. Price 30p—Type 2 for 48v DC or 115v AC and resettable. £1.35.



NEW KIT

5 WAVE BAND SHORT WAVE KIT. Bands spread covering 13.5 to 52 metres. Complete kit includes case, materials, six transistors and diodes, condensers, resistors, inductors, switches etc. Nothing else to buy, if you have an amplifier to connect it to or a pair of high resistance headphones. Special price is £11.95 inc.

PUNCHED TAPE EQUIPMENT

For controlling machine tools etc. motorised B bit punch with matching tape reader. Ex-computers, believed in good working order, any not so would be exchanged. £15 the pair. Carriage £3.

SIREN OR BLEEPER

American Delta mechanical type, works on 6 to 12v to DC or 12 to 24v AC. Price 75p or £2.60 per 100. Electronic Bleeper TH35 emits high pitched wailing note of varying pitch. In red plastic case with fixing bracket. £5.00.



CASSETTE PLAYER/RECORDERS

With record and playback heads, all electronics, switches and speaker. Price £9.95 (surely this must be the bargain of the year). Music centre replacement stereo with heads but not electronics. £14.95.

FRUIT MACHINE HEART

4 wheels with all fruits, motorised and with solenoids for stopping the wheels, with a little ingenuity you can defy your friends getting the "jackpot". £9.95 + £4 carriage.

DESOLDERING PUMP

Ideal for removing components from computer boards as well as for service work generally. Price £6.35.



4 CORE FLEX CABLE

White pvc for telephone extensions, disco lights etc. 10 metres £2, 100 metres £15. Other multicore cable in stock.

HEADPHONE AMPLIFIER (STEREO)

With volume, tone and balance control 9v operation. All made up ready to go. Price £4.50.



MUGGER DETERRENT

A high note bleeper, push latching switch, plastic case and battery connector. Will scare away any villain and bring help. £2.50 complete kit

ELECTRONIC JIGSAW PUZZLE

One of the many things you can make with this miniature uni-selector. We give the circuit free when you order. Price £3.45.




SAFE BLOCK

Mains quick connector will save you valuable time. Features include quick spring connectors, heavy plastic case and auto on and off switch. Complete kit £1.70 + 25p or made up £3.00 + 45p.

VERSA DRILL

A 12 volt battery operated power drill, not just suitable for printed circuit boards but will do all the jobs and is powerful enough to perform all the functions and operations normally expected of Black & Decker and other mains drills. Its chuck accepts 1/8" drills. Size approx. 150mm x 50mm. Price £18.75.



V3 MICROSWITCHES

Over 50,000 in stock all 250 AC working, with 3 silver contacts for c/o circuits—10 amp 25p each or £20 per 100, 15 amp 35p each or £30 per 1000.

MINIATURE MAGNETIC CIRCUIT BREAKERS

Operate faster than fuses. 1 amp, 2 amp, 5 amp, 10 amp, 15 amp and 25 amp types. All £2.30 each.

PLEASE NOTE: The "+" sign after the amount shows the amount of V.A.T. The postage, if quoted, is based upon the amount the article costs to send if it forms part of a larger parcel. Should your order be less than £10.00 however, please send an additional 50p. BARCLAYCARD & ACCESS WELCOMED. Phone 01 688 1833.

TERMS: Cash with order—but orders under £10 must add 50p to offset packing etc.

BULK ENQUIRIES INVITED. PHONE: 01-688 1833. ACCESS & BARCLAYCARD ACCEPTED

MULLARD UNILEX

A mains operated 4+4 stereo system. Rated one of the finest performers in the stereo field this would make a wonderful gift for almost anyone in easy-to-assemble modular form and complete with a pair of speakers this should sell at about £30—but due to a special bulk-buy and as an incentive for you to buy this month we offer the system complete at only £15 including VAT and postage

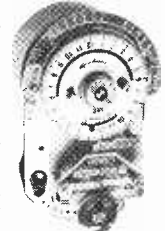


DRILL CONTROLLER

Electronically changes speed from approximately 10 revs to maximum. Full power at all speeds by finger-tip control. Kit includes all parts, case, everything and full instructions. £3.45 Made up model £1 00 extra

VENNER TIME SWITCH

mains operated with 20 amp switch, one on and one off per 24 hrs, repeats daily automatically correcting for the lengthening or shortening day. An expensive time switch but you can have it for only £2.95. These are new but without case, but we can supply plastic cases (base and cover) £1.75 or metal case with window £2.95. Also available is adaptor kit to convert this into a normal 24 hr. time switch but with the added advantage of up to 12 on/off per 24 hrs. This makes an ideal controller for the immersion heater. Price of adaptor kit is £2.30.



FLOUORESCENT TUBE INVERTER

For camping—car repairing—emergency lighting from a 12v battery you can't beat fluorescent lighting, it will offer plenty of well distributed light and is economical. We offer Phillips inverter for 12" 3 watt miniature tube for only £5.25 with tube and tube holders as well.



THIS MONTH'S SNIPS

3 CHANNEL SOUND TO LIGHT KIT Complete kit of parts for a three channel sound to light unit controlling over 2000 watts of lighting. Use this at home if you wish but it is plenty rugged enough for Disco work.

The unit is housed in an attractive two-tone metal case and has controls for each channel, and a master on/off. The audio input and output are by 1/2" sockets and three panel mounting fuse holders provide thyristor protection. A four pin plug and socket facilitate ease of connecting leads. Special snip price is £13.50 in kit form or £16.50 assembled and tested.

REMOTE CONTROL for Sound to Light fairs or any other circuit saves connecting to speaker or amp—kit consists of 1 watt amplifier, crystal mike, case, sundries and diagram. Price £3.95.

LIGHT EXPANDER AND LATCH for Sound to Light, enables 3000 watts of lighting to be controlled by single channel or each channel and enables lights to be latched on. Kit consists of latching relay, control switch, case, sundries and diagram. Price £4.25.

SINGLE CHANNEL KIT still available. Price £5.18.


DELAY SWITCH

Mains operated—delay can be accurately set with pointers knob for periods of up to 2 1/2 hrs. 2 contacts, suitable to switch 10 amps—second contact opens a few minutes after 1st contact. 95p.



MINI-MULTI TESTER

Deluxe pocket size precision moving coil instrument, jewelled bearings—2000 o.p.v. mirrored scale. 11 instant ranges measure: DC volts 10, 50, 250, 1000. AC volts 10, 50, 250, 1000. DC amps 0-100 mA. Continuity and resistance 0-1 meg ohms in two ranges. Complete with Test Prods and instruction book showing how to measure capacity and inductance as well. Unbelievable value only £6.75 + 50p post and insurance.



FREE Amps ranges kit to enable you to read DC current from 0-10 amps, directly on the 0-10 scale. It's free if you purchase quickly but if you already own a mini teacher and would like one send £2.50p.

J. BULL (ELECTRICAL) LTD

(Dept. WW)

103, TAMWORTH ROAD, WEST CROYDON, SURREY.

Tel: 01-688 1833

SUB-MIN MICROPHONE

Size only 1/4" x 1/4" x 3/16" so small enough for a bugging device, ex-hearing aids but guaranteed Price £1.50.

TRANSMITTER SURVEILLANCE

Tiny, easily hidden but which will enable conversions to be picked up with FM radio. Can be made in a matchbox—all electronic parts and circuit £2.00.

RADIO MIKE

Ideal for discos and garden parties, allows complete freedom of movement! Plug through FM radio or tuner amp. £6.60.

CONSTRUCTOR'S SNIP

6v 1 amp transformer with 230v mains primary. This has fixing clamp and is in fact a normal transformer usually listed at £2.50. We are offering this at only £1 including postage and VAT and for good measure we are including free plans and diagrams for two very popular items. 1. Sound to light adaptor. 2. Whistle op. switch. Secure this bargain by ordering parcel ref. 8J1.

BURGLAR ALARM CONTROL PANEL

Contains labelled connection block, latching relay, test switch and removable key control switch. Simplifies the whole and all you have to do is to take wires to pressure pads and to alarm bell. Price £6.00 + 90p. Complete diagram.

PRECISION MAINS OPERATED CLOCK

For only £1.50 + 22p. Sounds unbelievable but that's what you can have if you send your order right away. The clocks which have large clear dials were made by the famous Smiths Company for use with their domestic cooker switch and are brand new and guaranteed.

15-0-15v + 2 AMP MAINS TRANSFORMER

Mains transformer, upright mounting primary and secondary wound on separate bobbins with fixing lugs. Price £3 + 45p. Post 60p.

25-0-25v + 750 mA MAINS TRANSFORMER

Mains transformer, C core construction, heavily varnished for dead quiet operation. Upright mounting with fixing lugs. Price £2.75 + 41p. Post 50p.

25 WATT MID-RANGE SPEAKER 5"

Made by Goodmans so there's none better. 4 ohm coil. Price £3.50 + 45p. Post £1.00.

8 OHM TWEETER

Made by Goodmans, 3 1/2" square, 4" across fixings. Price £1.50 + 22p. Post 30p.

ROTARY SOLENOID

As most customers know we have solenoids of the normal types for pulling and pushing through a magnetic assembly. We have now acquired some which have a rotating action. D.C. operated. A shaft which comes out of the centre, rather like a motor spindle, travels approx. 90°. Price £5 + 75p.

WATERPROOF HEATING WIRE

As used for electric blankets, etc. This has dozens of other applications—in gloves or socks for people with poor circulation are obvious uses. One unusual use suggested by a customer is a 'grow' bag heater. The wire which consists of an element wound on glass fibre then PVC covered has a resistance of 60 ohms per yard. The price is 20p + 3p per yard.

TELEPHONE PICK-UP coil attaches by suction to phone body, enabling conversation to be recorded, put through amp or headphones. Price £1 + 15p.

TRANSDUCERS

As used remote control T.V. receivers. Price £1.50 + 22p.

2 1/2" ROUND PANEL METERS

All flush mounting through 2 1/2" round hole, with flange makes item 3" wide approx. Made to stringent Ministry specifications. We have the following types in stock, all are moving coil unless otherwise stated. **VOLTMETER** Scaled 0-200 volts, res. 2,500 o.p.v. Price £2 + 30p. **MICRO AMP METER** 500 UA—scaled 0-100 mA. Price £2 + 30p. **MILLIAMPER METER** 500 MA—scaled 0-500 mA. Price £2 + 30p. **AMPERE METER** Hot wire, scaled 0-9 amp. Price £2 + 30p.

0-1 MA PANEL METER

2" square made by Sifam for Ferrograph for peak level indication, so reads right to left—1 milliamp f.s.d., scaled 0-1. Price £3 + 45p.

VU METER

Edgewise mounting, through hole size 1 1/2" x 1/2" approx. These are 100 micro amp f.s.d. and fitted with internal 6 volt bulb for scale illumination, also have zero reset. The scale is not calibrated but has very modern appearance. Price £2.50 + 38p.

BALANCE METER

Edgewise mounting 100 UA centre zero. Price £2.00 + 30p.

1 1/2" SQUARE PANEL METER

Eagle full vision plastic front. 50 UA. Price £4.00 + 60p. 1 mA. Price £3.50 + 53p.

LARGE PANEL MOUNTING MOVING COIL METER

Size 5" x 4" 200-2000 UA. It has a plain scale, also it is a fairly easy job to reset the pointer to the left-hand zero position and thus obtain a 0/400 UA movement. Made by Sangamo Weston. Price £6 + 90p.

GALVANOMETER 7-0-7 UA f.s.d.

Moving coil precision laboratory instrument of extremely high sensitivity (0.3 UA per division). Size approx. 6 1/2" x 2 1/2" x 2". Price £12 + £1.80.

4" SQUARE PANEL MOUNTING moving coil movement with scale for multi-range test meter made for the Taylor Electric Co., a truly beautiful instrument with mirrored scale, stops and zero adjustment, if you have contemplated building a 20,000 o.p.v. multi-tester then this is your chance. Price £4.50 + 68p.

3" EDGEWISE PANEL METER

0-25 MA moving coil made for the G.P.O. A very useful instrument especially when panel space is limited. Price £2.50 + 38p.

SPEAKER CABINETS

Simulated teak finish, nice handy size 11" x 8" x 4 1/2" approx., modern black sponge type front. Price £2 + 36p, post £1.50. Special price to bulk buyers.

SHORT WAVE CRYSTAL RADIO

All the parts to make up the beginner's model Price £2 + 30p. Crystal expense 57p. High resistance headphones (give best results) £3.25 + 50p. Kit includes chassis and front but not case

RADIO STETHOSCOPE

Easy way to fault find—start at the aerial and work towards the speaker—when signal stops you have found the fault. Complete kit £4.25 + 65p.

INTERRUPTED BEAM KIT

This kit enables you to make a switch that will trigger when a steady beam of infra-red or ordinary light is broken. Main components—relay photo transistor, resistors and caps. etc. Circuit diagram but no case. Price £2 + 30p.

12v SUBMERSIBLE PUMP


Our drill pump is useful, but this new one is even more so. Just join it to your car battery, drop it into the liquid to be moved and up it comes, no messing about, no priming, etc., and you get a very good head. Suitable for water, paraffin and any non-explosive, non-corrosive liquid. One use if you are a camper, make yourself a shower. Price £6 + 90p. A free gift, first 100 purchasers will get tap with built in switch and length of plastic tubing.

E.H.T. MAINS TRANSFORMER with inductance control, normal primary, secondary output by our equipment, 3.5 kv 3 mA. E.H.T. voltage can be varied by applying a DC voltage to the lower normally unconnected bobbin. We are not sure how much the voltage may be increased or decreased but using a 9 volt battery we seem to get a rise or fall of about 50 volts. Ex unused P.S.U.'s. Price £2 + 30p. Post 40p.

NASCOM-2 MICRO-COMPUTER

FREE 16k RAM B Improved Model

only **£335** + VAT IMMEDIATE DELIVERY



780A 8 bit. This will run at 4 Mhz but is selected between 2/4/Mhz. On-board, addressable memory 2K 2K Monitor — Nas-sys 1. 1K Video RAM (MK 4118). 1K work space/User RAM (MK 4118) (8K Microsoft Basic PR) (MK 3600 ROM). 8K Static RAM/2708E Pr.

Power Supply £29.50 + VAT.

Microprocessors Z80A, 8 bit CPU This will run at 4MHz but is selectable between 2/4 MHz This CPU has now been generally accepted as the most powerful 8 bit processor on the market.

INTERFACE

Keyboard New expanded 57 key Licon solid state keyboard especially built for Nascom. Uses standard Nascom, monitor controlled, decoding.

T.V. The lv peak to peak signal can drive a monitor directly and is also fed to the on-board modulator to drive the domestic T.V.

I.O. On-board UART (Int. 6402) which provides serial handling for the on-board cassette interface or the RS232/20mA teletype interface.

The cassette interface is Kansas City standard at either 300 or 1200 baud. There is a link option on the NASCOM-2 for 2400 Baud.

The RS232 and 20mA loop connector will interface directly into any standard teletype.


The input and output sides of the UART are independently switchable between any of the options — i.e. it is possible to have input on the cassette and output on the printer.

PIO There is also a totally uncommitted Parallel I/O (MK 3881) giving 16, programmable, I/O lines. These are addressable as 2 x 8 bit ports with complete handshake controls.

Documentation Full construction article is provided for those who buy a kit and an extensive software manual is provided for the monitor and Basic.

Basic The Nascom 2 contains a full 8K Microsoft Basic in one Rom chip with additional features like DEEK, DOKE, SET-RESET for simple programming.

SYSTEM 80 KITS from £225



Microprocessor board* (Nascom 2)

4MHz Z80 CPU; TV or Video + 1200 baud Kansas City + Serial RS 232 printer Interfaces; Keyboard; 128 character ASCII plus 128 Graphics in 2 x 2K ROM; free: 16-way parallel port; 8K BASIC; NAS SYS operating monitor £280 built and tested.

Firmware & MOS ICs

Zeap Assembler (4, 1K x 8 EPROMS) £50
Nas Pen text editor (2, 1K x 8 EPROMS) £30

Floppy disc system

Double sided, double density 5¼in disc giving 280K bytes formatted, including controller board/PSU/Housing and interconnects. £480. Controller board £127.50. Second Disc £240 CP/M £80.

System 80 housing

High strength GRP moulding. Accepts 12x8 Nascom 2 CPU board, four 8x8 expansion boards. £85 incl. frame racking, interconnects and motherboard.

Expansion Boards* (in kits)

16K RAM £127.50 ● 32K RAM £175
48K RAM £220
High Resolution Programmable Graphics £90
High Resolution Colour add on £37.50
Colour Board Kit £140

All prices subject to VAT.

No more slaving over a hot soldering iron. The Nascom 1 is now supplied BUILT!
Britain's biggest small system is available fully constructed for you to slot into your own housing for the ridiculously low price of £140 plus VAT (kit price still only £125 plus VAT).

nascom-1

12" x 8" PCB carrying 5LSI MOS packages, 16 1K MOS memory packages and 33 TTL packages.

There is on-board interface for UHF or unmodulated video and cassette or teletype.


The 4K memory block is assigned to the operating system, video display and Eprom option socket, leaving a 1K user RAM.

The MPU is the standard Z80 which is capable of executing 158 instructions including all 8080 code.



NASCOM PRODUCT LIST + VAT

I/O board kit less I/O chips	45.00
UART + BAUD rate generator + crystal for I/O board	16.00
CTC — MK3882 multiple interrupt driven clock generator for I/O board	8.25
P/I/O — MK3881 + interconnect for I/O board	8.50
P/I/O interconnect only (for I/O board)	3.80
Econographics kit for additional 128 characters (N1 only)	30.00
2708/2716 Programmer for Nascom 1 and 2 under NAS SYS	20.95
Nascom 19" rack mounting card frame for N1 and N2	32.50
Nas-DA disassembler 3 EPROM for Nas-sys	37.50
MK36271 8K BASIC in 8K x 8 ROM	40.00
Naspen VS in 2 EPROM	30.00
Nas-sys monitor in 2 EPROM	25.00
Nasbug T2 1 x EPROM	12.50
Nasbug T4 2 x EPROM	25.00
Tiny Basic 2 x EPROM	25.00
Super Tiny Basic 3 x EPROM	37.50
Super Tiny Basic upgrade 1 x EPROM	12.50
Tape Software	
ZEAP 1 2 tape and documentation for N1	30.00
ZEAP 2 tape and documentation for Nas-sys	30.00
8K BASIC tape and documentation for N1	15.00
MEMORIES Discounts 10% for 4, 15% for 8, 20% for 16	
MK3880 (Z80) for N1	7.50
MK3880 N4 (Z80A) for N2	7.95
MK4116 16K x 1 dynamic RAM	7.50
MK4027 4K x 1 dynamic RAM	2.25
2102 1K x 1 static RAM	1.00
4118 1K x 8 static RAM	12.75
Unprogrammed 2708	7.50
Unprogrammed 2716	19.95
IM6402 UART	4.50
2114 1K x 4 Static RAM	3.95
8080A	5.25



NASCOM IMP

PLAIN PAPER PRINTER Fully built and housed in a stylish enclosure for just **£325** plus VAT. Interfaces with all micro computers.

The Nascom IMP (Impact Matrix Printer) features are

- 60 lines per minute
- 80 characters per line.
- Bi-directional printing
- 10 line print buffer.
- Automatic CR/LF
- 96 character ASCII set (including upper/lower case, \$, ., £).
- Accepts 8½" paper (pressure feed)
- Accepts 9½" paper (tractor feed)
- Tractor/pressure feed
- Baud rate from 110 to 9600
- External signal for optional synchronisation of baud rate

IDEAL FOR WORD PROCESSING

COMPUTER KEYBOARDS



TASA 56 key touch sensitive keyboard. All ASCII characters including control keys. Parallel output with strobe. Shift lock. Keys coded in 3 colours to indicate function. 18 V DC at 35 mA. 15" x 6.25" x 0.385" thick Black resin encapsulated.

£49.50 + VAT

Star Devices Mk III 71 key touch sensitive keyboard. With numeric pad. All ASCII characters including control keys. Auto key repeat. Parallel output with strobe. Shift lock with indicator LED. Built in beeper with level control. 5 V DC at 300 mA. 15" x 7" x 1.25" Grey case with white keys on blue.

£48.50 + VAT

Carter 57 key ASCII keyboard. Conventional keyboard. 128 ASCII characters including control keys. Parallel output with strobe. Shift lock, + 5 V and -12 V DC. 12" x 5.5" x 1.5" Black keys with white legends.

£39.34 + VAT.

FERRANTI — "SIZE 14 x 6 x 3" SLOPING FRONT
55 Key ASCII Coded in steel case. Complete with Plug and Cable with circuit to convert to T.T.L. levels. In good condition at only **£25 + VAT**. P/P £2.50

CENTRONICS QUICK PRINTER

LIST PRICE £459.00 INCL. VAT



OUR PRICE £195.00 + VAT

EXCLUSIVE TO HENRY'S 50% OFF MAKER'S PRICE

- for **TANDY PET NASCOM**
- Software selectable 20, 40 and 80 column using 120mm aluminiumised paper. 1 roll supplied
 - 150 lines per minute
 - Centronics parallel data interface for Nascom, Tandy, etc
 - 240 volt mains input. ASCII character set
 - Paper feed, and on/off select switches. BELL signal. Weight 10lbs. Size 13" x 10½" x 4". list price **£400.**
 - New boxed and fully guaranteed

POST PAID Price **£195.00 + VAT**
See **COMPUTING TODAY** Recommendations March / May issues

TANGERINE

LONDON DISTRIBUTORS **COMPUTER SYSTEMS**

Microtan 65 Kit, Incl. VAT	£79.35
Microtan 65 Assembled, incl. VAT	£90.85
Tanex (min. con) Kit, incl. VAT	£49.45
Tanex Assembled, incl. VAT	£60.95

Lower case pack, incl. VAT	£10.90
Chunky Graphics Pack, incl. VAT	£7.50
20 Way Keypad, incl. VAT	£11.50
Mini-mother board, incl. VAT	£9.95

Complete Tangerine range available

SEND FOR COMPLETE COMPUTER BROCHURE FREEPOST TO ADDRESS BELOW

Your London & National Nascom Distributor. Export Orders deduct VAT, but add 5% carriage. Official Export & Educational Orders welcome. Our Telex 262284. Mono Ref. 1400 Transonics.

PLEASE ADD VAT 15% EXCEPT WHERE STATED



Computer Kit Division

404 Edgware Road, London W2 1ED, England I.E.D. 01-402 6822



THREE FOR FREE FROM CSC

See us on Stand 161 at SCOTELEX and Stand A51 and A52 at LEETRONIX

Electronics by Numbers Projects No 4, No 5, No 6

Available from selected stockists
ELECTRONICS BY NUMBERS

RAIN ALARM

You need never be caught out by the weather again. The rain alarm will emit a warning sound whenever there's rain or moisture in the atmosphere. The current drawn from the battery is negligible so it can be left switched on for up to a year!

WOBBLY WIRE GAME

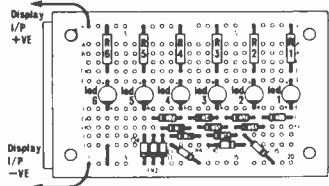
All the fun of the fair, in your own home! Test your skill at building and playing this version of the popular game, where a 'wand' has to be moved from one end of a wire to the other, without the loop at the end of the wand ever touching the wire.

HIGH QUALITY CONTINUITY TESTER

An invaluable piece of test gear for testing and fault finding circuits and wiring. Pure continuity checks can be carried out without being affected by adjoining circuitry.

Want to get started on building exciting projects but don't know how? Now using EXPERIMENTOR BREADBOARDS and following the instruction in our FREE "Electronics by Numbers" leaflets, ANYBODY can build electronic projects.

Look at the diagram, select RI, plug it in to the letter numbered holes on the EXPERIMENTOR BREADBOARD, do the same with the other components, connect to battery and ANYBODY can build a perfect working project.



YOU WILL NEED

- e.g. LED Bar Graph (a previous project) components EXP300 or EXP350
- D1 to D15 — Silicon Diodes
- R1 to R6 Resistors
- LED 1 to LED 6 Light emitting diodes

For the full detailed instructions, including "Electronics by Numbers" circuit diagrams, simply

take the coupon to your nearest CSC stockist or send direct to us and you will receive "THREE FREE PROJECTS FROM CSC".

If you missed Free project No's 1, 2 and 3, please tick the appropriate box in the coupon.

PROTO-BOARDS

The ultimate in breadboards for the minimum of cost. Two easily assembled kits.



PB6 Kit, 630 contacts, four 5-way binding posts accepts up to six 14-pin Dips.

PROTO-BOARD 6 KIT £9.20



PB 100 Kit complete with 760 contacts accepts up to ten 14-pin Dips, with two binding posts and sturdy base. Large capacity with Kit economy.

PROTO-BOARD 100 KIT £11.80

EXPERIMENTOR BREADBOARDS


No soldering modular breadboards, simply plug components in and out of letter number identified nickel-silver contact holes. Start small and simply snap-lock boards together to build a breadboard of any size.

All EXP Breadboards have two bus-bars as an integral part of the board, if you need more than 2 buses simply snap on 4 more bus-bars with the aid of an EXP 4B

EXP 325 £1.60 The ideal breadboard for 1 chip circuits. Accepts 8, 14, 16 and up to 22 pin ICs. Has 130 contact points including two 10 point bus-bars.



EXP 350 £3.15 Specially designed for working with up to 40 pin ICs perfect for 3 & 14 pin ICs. Has 270 contact points including two 20 point bus-bars.



EXP 300 £5.75 The most widely bought bread-board in the UK. With 550 contact points, two 40 point bus-bars, the EXP 300 will accept any size IC and up to 6 x 14 pin DIPS. Use this breadboard with Adventures in Microelectronics.




EXP 600 £6.30 Most MICROPROCESSOR projects in magazines and educational books are built on the EXP 600.



EXP 650 £3.60 Has .6" centre spacing so is perfect for MICROPROCESSOR applications.



EXP 4B £2.30 Four more bus-bars in "snap-on" unit.



The above prices are exclusive of P&P and 15% VAT.

THE CSC 24 HOUR SERVICE TELEPHONE (0799) 21682

With your Access, American Express, Barclaycard number and your order will be in the post immediately

CONTINENTAL SPECIALTIES CORPORATION



C.S.C. (UK) LTD.
Dept. 7EE2, Unit 1, Shire Hill Industrial Estate,
Saffron Walden, Essex CB11 3AQ
Tel: Saffron Walden (0799) 21682 Telex: 817477

IT'S EASY WITH C.S.C. TO RECEIVE YOUR FREE COPY OF PROJECTS 4, 5 and 6.

Just clip the coupon

Give us your name and full postal address (in block capitals). Enclose cheque, postal order or credit card number and expiry date, indicating in the appropriate box(es) the breadboard(s) you require.

For immediate action

The C.S.C. 24 hour, 5 day a week service. Telephone 0799 21682 and give us your Access, American Express or Barclaycard number and your order will be in the post immediately

EXPERIMENTOR BREADBOARDS	CONTACT	IC CAPACITY 14 PIN DIP	UNIT PRICE INC P&P & 15% VAT	Qty req
EXP 325	130	1	£ 2.70	
EXP 350	270	3	£ 4.48	
EXP 300	550	6	£ 7.76	
EXP 600			£ 8.39	
EXP 650	270	use with 0.6 pitch Dip's Strip Bus Bar	£ 5.00	
EXP 4B	Four 40 Point Bus Bars		£ 3.50	

PROTO-BOARDS	CONTACT	IC CAPACITY 14 PIN DIP	UNIT PRICE INC P&P & 15% VAT	Qty req
PB6	630	6	£11.73	
PB100	760	10	£14.72	

C.S.C. (UK) Ltd. Dept. 7EE2 Unit 1 Shire Hill Industrial Estate Saffron Walden Essex CB11 3AQ

Tel: Saffron Walden (0799) 21682. Telex: 817477

NAME

ADDRESS

.....

.....

.....

I enclose cheque/P.O. for £.....

Debit my Barclaycard, Access, American Express card No.

..... Expiry date

If you missed project No's 1, 2 and 3. Project 1: Two-Transistor Radio. Project 2: Fish'n'Clicks. Project 3: Led Bar Graph tick box

For Free catalogue tick box

WW — 147 FOR FURTHER DETAILS

TELEPRINTER TYPE 7B: Pageprinter 24v d.c. power supply. Speed 50 bauds per min. S/hand good cond. (no parts broken) £23 or GPO model, as above except motor 110/230v a.c. £28.75. GPO model also available in 'as new' unused condition £40.25. GPO model with 5-hole perforator attachment 'as new' cond. £65. Carriage all types £9. Send S.A.E. for list of Teleprinter spares available.

PLUG-IN for TEKTRONIC OSCILLOSCOPE: Type 3B3 Time Base £95. Type 3A6 Dual Trace £95. Carriage extra.

AUTO TRANSFORMER: 230/115v 50 c/s 1000 watts. Mounted in strong steel case 5" x 6 1/2" x 7". Bitumen impregnated. £17.25 + carriage.

TRANSISTORISED 3cm RADAR AMPLIFIER SWITCH: with 24v waveguide switch, 9 x 4cm ins. with crystal CV 2355 and spark gap VX 1046. £17.25 + £1 post.

INSULATION TEST SET 0 to 10kV, negative earth, with Ionisation Amplifier, 100/230 Volts AC. £48.87 + carr.

BC-221 FREQUENCY METER: 125-20,000kc/s complete with original calibration charts £24.15 + carr.

ROTARY INVERTER TYPE PE-218E: Input 24-28v. DC 80 amps, 4,800rpm. Output 11v. AC 13 amp 400c/s. 1 Ph. P.F. 9. £23 + carr.

RECTIFIER UNIT: 200-250v AC input, 24v. DC at 26 amps output continuous rating. £40.25 + carr.

MARCONI PLUG-IN TIME BASE UNIT TM6967 £54.

RESONATOR PERFORMANCE CTC 424 8.5 to 9.0 kmc/s 3 cm £80.50 + post £2.

INVERTER 24v. DC input 400 cycles lph 6600 r.p.m. 200v. peak. £8.05 + £2 post.

OXYGEN BOTTLE 1800lb w.p. £11.50 + carr.

NOISE SOURCE UNIT with CV1881 noise source mount. Produces thermal noise 15.5dB 200/250v. AC. £80.50.

H533 HEADSET. Low imp. £5.35 + 75p post.

MUIRHEAD DECADE OSCILLATOR TYPE 890D: £92 + carr. £5.

SIEMENS POWER METER REL3U/84/A1b: 0-12kHz 1mw 500mw 6 ranges. 0.17dB 50ohms. £92 + carr.

CV.1596 CATHODE RAY TUBE: (09D, 09G). 4" screen, green electrostatic base B12B. HT1200 volts, heater 4 volts £11.50.

RADAR RECEIVING ANTENNA TYPE X443 Mk.D: Suitable for detecting signals on X, K, J and Q bands. 9g Hz-60g Hz. Complete with waveguide horns, associated crystals. Transistorised amplifier and geared motor, etc. £143.75.

VACUUM & PRESSURE DEAL TEST EQUIPMENT: complete with 2 x 4" gauges indicating 0.20lbs p.s.i. 0-30lbs vacuum. With stand, hand pump, etc. £34.50 + carr.

BARGAIN MAPS
Large stocks of unused U.S.A.F. surplus maps, weather charts, etc. including:

- ONC-E1 — U.K. in full and part N.W. Europe. Scale 1:1,000,000.
- JNC-9N — N. Europe, U.K., Scandinavia. Scale 1:2,000,000.
- JN-21N — Europe (Mediterranean). Scale 1:2,000,000.
- SIZE 58" x 42". Colour. Many others. Please send S.A.E. for list.
- Price each 75p (inc. P&P)
- 25 x Maps (either same type OR assorted), £10 + £1.60 P&P
- 10 x Maps (either same type OR assorted), £6.50 (in. P&P)

All prices include VAT at 15%
Carriage quotes given are for 50-mile radius of Herts.

W. MILLS

The Maltings, Station Road
SAWBRIDGEWORTH, Herts.
Tel: Bishop's Stortford (0279) 725872

OHIO SCIENTIFIC Superboard 2 Assembled 50 Hz model £159.95 + VAT, post free. Colourboard 2 (the new colour version of Superboard 2) £206 + 15% VAT.

★ ★ ★ ★ ★ SPECIAL OFFER! — If bought with super board or colourboard these items are at the reduced price shown first. Also shown separately at the bracketed prices. Add 15% VAT. Modulator and power supply kit £5.95 (E9.95). 4K extra ram £18 (£24). Case £19 (£21). Cassette recorder £13 (£15).

★ ★ ★ ★ ★ **SINCLAIR PRODUCTS** New 10MHz scope £146. pdm200 £81.95 case £2.07, adaptor £4.20 connector kit £13.95. Microvision tv £89, adaptor £6.88, pdm £34.23, adaptor £4.20, case £2.07, dm350 £76.70, dm450 £102.17, dm235 £68.55, rechargeable batts £8, adaptor £4.20, case £9, enterprise prog calculator + accessories £19.95.

★ ★ ★ ★ ★ **COMPUTER GAMES:** Chess champion 6 £49.95. Chess challenger 7 £64. Phillips G7000 home computer £129. Videopaks £12.95. Atari video computer £129. Cartridges £14.85.

★ ★ ★ ★ ★ **COMPONENTS** 1N4148 0.9p, 1N4002 2.9p, 741 18p, bc182, bc184, bc122, bc214, bc548 5.5p, resistors 1/4W 5% £12.10R to 10M 1p, 0.8p for 50+ of one value. 16V electrolytics 5, 1, 2, 10 22mf 5p, 100mf 8p, 750mf 10p, 1 lb FeCl £1.50. Dialo pen 84p, 40 sq ins pcb 45p. Poly-styrene capacitors E12 63V 10 to 1000pf 3p, 1n2 to 10n 4p. Ceramic capacitors 50V E6 22pf to 47n 2p, Zeners 400mW E24 2v7 to 33v 7p.

TV GAMES: AY-38500 + kit £10.21, AY-3-3800 + kit £17.28. Stunt cycle chip + kit £10.66. AY-38603 chip £13.63.

TRANSFORMERS 5-0-6V 100ma 80p, 1 1/2 £2.80, 9-0-9V 75ma 80p, 1a £2.40, 2a £3.84. 12-0-12V 100ma 99p, 1a £2.80.

IC AUDIO AMPS with pcb JC12 6W £2.08. JC20 10W £3.54.

BATTERY ELIMINATORS 3-way type 6/7/9v 300ma £2.84, 100ma radio type with press-studs 9v £3.77, 9+9v £4.99. Car converter 12v input output 4v/6v/7.5v/9v 800ma £2.75.

BATTERY ELIMINATOR KITS 100ma radio types with press-studs 4 1/2v £1.49, 6v £1.49, 9v £1.49, 4 1/2+4 1/2v £1.92, 6+6v £1.92, 9+9v £1.92. Stabilized 8-way types 3 1/4v/6 1/2v/9 1/2v/15 1/2v/100ma £2.80, 1Amp £6.50. Stabilized power kits 2-18v 100ma £2.80, 1-30v 1A £8.75, 1-30v 2A £12.10. 12v car converter 6/7 1/2v/9v 1A £1.35.

T-DEC AND CSC BREADBOARDS s-dec £3.79, t-dec £4.79, u-deca £4.69, u-decb £7.16, exp4b £2.84, exp300 £8.61, exp350 £3.62, exp325 £1.84.

BI-PAK AUDIO MODULES £450 £27.90, AL60 £5.62, pa100 £19.24, spm80 £6.26, bmt80 £8.06, Stereo £23.84, AL30A £4.63.

SWANLEY ELECTRONICS

Dept. WW, 32 Goldcol Rd., Swanley, Kent.
Post 35p extra. Prices include VAT unless stated.
Official and overseas orders welcome. Lists 27p post free. Mail order only.

RECHARGEABLE BATTERIES

TRADE ENQUIRIES WELCOME

Full range available to replace 1.5 volt dry cells and 9 volt PP type batteries. SAE for lists and prices. £1.45 for booklet, "Nickel Cadmium Power," plus catalogue.

Write or call at

SWANLEY PLANT LTD.
2 Union Drive, Boldmere
Sutton Coldfield, West Midlands O21-354 9764

See full range at T.L.C. 32 Craven street, Charing Cross, London WC2

WW—128 FOR FURTHER DETAILS

TRANSFORMERS

Please add VAT after P&P

MAINS ISOLATOR

PRI 120 or 240V Sec 120 or 240V
Centre Tapped and Screened

Ref.	VA (Watts)	£	P&P
07*	20	4.84	.91
149	60	7.37	1.10
150	100	8.38	1.31
151	200	12.28	1.31
152	250	14.61	1.73
153	350	18.07	2.12
154	500	22.52	2.47
155	750	32.08	OA
156	1000	40.92	OA
157	1500	56.52	OA
158	2000	67.99	OA
159	3000	95.33	OA

*115 or 240 sec only. State volts required. Pri. 0.220-240V

VAT 15% 12 or 24-VOLT

Separate 12V windings Pri 220-240V

Ref.	Izv	Amps	24v	£	P&P
111	0.5	0.25	2.42	.52	
213	1.0	0.5	2.90	.90	
71	2	1	3.86	.90	
18	4	2	4.46	1.10	
85	5	2.5	6.16	1.10	
70	6	3	6.99	1.10	
108	8	4	8.16	1.31	
72	10	5	8.93	1.31	
116	12	6	9.89	1.52	
17	16	8	11.79	1.52	
115	20	10	15.38	2.39	
187	30	15	19.72	2.39	
226	60	30	40.41	OA	

50 VOLT RANGE

Pri 220-240V Sec. 0-20-25-33-40-50V
Voltages available 5, 7, 8, 10, 13, 15, 17, 20, 25, 30, 33, 40 or 20V-0-20V ar d
25V-0-25V Screened

Ref.	Amps	£	P&P
102	0.5	3.75	.90
103	1.0	4.57	1.10
104	2.0	7.88	1.31
105	3.0	9.42	1.52
106	4.0	12.82	1.75
107	6.0	16.57	1.89
118	8.0	22.29	2.39
119	10.0	27.48	OA
1109	12.0	31.79	OA

30 VOLT RANGE

Pri 220-240V Sec. 0-12-15-20-24-30V
Voltages available 3, 4, 5, 6, 8, 9, 10, 12, 15, 18, 20, 24, 30V or 12V-0-12V and 15V-0-15V

Ref.	Amps	£	P&P
112	0.5	2.90	.90
79	1.0	3.93	1.10
3	2.0	6.35	1.10
20	3.0	6.82	1.31
21	4.0	8.79	1.31
51	5.0	10.86	1.52
117	6.0	12.29	1.67
88	8.0	16.45	1.89
89	10.0	18.98	1.89
90	12.0	21.09	2.24
91	15.0	24.16	2.39
92	20.0	32.40	OA

60 VOLT RANGE

Pri 220-240V Sec. 0-24-30-40-48-60V
Voltages available 6, 8, 10, 12, 16, 18, 20, 24, 30, 36, 40, 48, 60V, or 24V-0-24V and 30V-0-30V

Ref.	Amps	£	P&P
124	0.5	4.27	1.10
126	1.0	6.50	1.10
127	2.0	8.36	1.31
125	3.0	12.10	1.39
123	4.0	13.77	2.12
40	5.0	17.42	1.89
120	6.0	19.87	2.12
121	8.0	27.92	OA
122	10.0	32.51	OA
189	12.0	37.47	OA

SCREENED MINIATURES

Primary 240V

Ref.	mA	Volts	£	P&P
238	200	3-0-3	2.83	.63
212	1A, 1A	0-6-0-6	3.14	.90
13	100	9-0-9	2.35	.44
235	330, 330	0-9-0-9	2.19	.44
207	500, 500	0-8-9-0-8-9	3.05	.85
208	1A, 1A	0-8-9-0-8-9	3.88	.90
236	200, 200	0-15-0-15	2.19	.44
239	50MA	12-0-12	2.88	.37
214	300, 300	0-20-0-20	3.08	.90
221	700 (DC)	20-12-0-12-20	3.75	.90
206	1A, 1A	0-15-20-0-15-20	5.09	1.10
203	500, 500	0-15-27-0-15-27	4.39	1.10
204	1A, 1A	0-15-27-0-15-27	6.64	1.10

HIGH VOLTAGE

MAINS ISOLATING
Pri 200/220 or 400/440
Sec 100/120 or 200/240

VA Ref.	£	P&P
60	243	7.37 1.58
350	247	18.07 2.12
1000	250	45.94 OA

AUTO TRANSFORMERS

Ref.	VA (Watts)	TAPS	£	P&P
113	15	0-115-210-240V	2.74	.81
64	75	0-115-210-240V	4.41	1.10
4	150	0-115-200-220-240V	5.89	1.10
67	500		12.09	1.91
84	1000		20.64	2.39
93	1500		25.61	OA
95	2000		38.31	OA
73	3000		65.13	OA
80s	4000	0-10-115-200-220-240	84.55	OA
57s	5000		98.45	OA

Step Up or Step Down

BRIDGE RECTIFIERS

100v	25A +	£2.10
200v	2A	45p
400v	2A	55p
200v	4A	65p
400v	4A	85p
400v	6A	£1.40
600v	12A	£2.85

P&P 17p. VAT 15%

CASED AUTO TRANSFORMERS

240V cable input USA 115V flat pin outlets P&P Ref.

Ref.	VA	£	P&P
20VA	£6.56	1.03	56p
75VA	£8.90	1.31	64w
150VA	£11.00	1.31	4w
200VA	£12.02	1.67	55w
250VA	£13.38	1.67	69w
500VA	£28.13	1.89	67w
1000VA	£20.87	2.65	84w
1500VA	£42.82	0.4	93w
2000VA	£84.97	0.4	95w

TEST METERS

AV08 Mk 5	£91.50
AV071	£38.00
AV073	£50.70
AV0MM5 MINOR	£35.95
WEE MEGGER	£76.28
EM272 316KQ/V	£59.80
DA116 Digital	£110.90
Megger BM7 (Battery)	£53.78
Clamp Meter 300A	£54.60

Avo Cases and Accessories
P&P £1.32 VAT 15%

MINIATURE TRANSFORMER

0 Centre Tapped 15V 7.5-0-7.5V

Ref.	Amps	Price	P&P
171	500MA	2.30	52
172	1A	3.26	90
173	2A	3.95	90
174	3A	4.13	99
175	4A	6.30	1.10

ABS PLASTIC BOXES

Inset brass nuts, slots to take PC cards (boards) flush fitting lid.

PB1	80mm x 62 x 40	.80p
PB2	100mm x 75 x 40	.90p
PB3	120mm x 100 x 45	£1.04
PB4	215mm x 130 x 85	£2.68

P&P 33p. VAT 15%

ANTEX SOLDERING IRONS

15W £4.58. 25W £4.58

Stand for above £1.75. P&P 53p. VAT 15%

ISOLATOR Ref. 30 240V.

240V 200VA £4.62. P&P £1.10

ISOLATOR Ref. 62 240V.

240V 250VA £5.62. P&P £1.10

METSAL OXIDE RESISTORS

5% 1/4W (Electrosil)

3900-4700-5100-5600-8200 1K-1K1-1K2-1K6-1K8-2K-2K4-3K-16K-20K-22K-24K-47K-82K-100K-130K-180K-220K-270K-300K £1.50-100

MVA30, 6 7 5 9v at 300mA plus direct into 13A socket (fused) 4-way multi plug

£4.00

3300 3-6-9-12V at 300mA plus straight to 13A socket (fused) with multiplug

£4.60

15% VAT. 55p P&P

NEW RANGE TRANSFORMERS

Pri 0-120-0-100-120, (120V or 220-240V) Sec 0-36-48 twice to give 72v or 92v

2A	£13.35	PP £1.40	4A	£20.65	PP £2.11
3A	£16.17	PP £1.70	5A	£29.30	PP £2.47

MVA30, 6 7 5 9v at 300mA plus direct into 13A socket (fused) 4-way multi plug

£4.00

3300 3-6-9-12V at 300mA plus straight to 13A socket (fused) with multiplug

£4.60

15% VAT. 55p P&P

Send 15p for catalogue. Prices correct at 30/10/79

Barrie Electronics Ltd.

3, THE MINORIES, LONDON EC3N 1BJ

TELEPHONE: 01-488 3316/8

NEAREST TUBE STATIONS: ALDGATE & LIVERPOOL ST.

WW — 036 FOR FURTHER DETAILS

**there are
transformers
and...**

**Drake
Transformers**



OEM — let Drake Transformers advise you on a component specification and design to solve that special problem. Pre-production prototypes and development undertaken as necessary.


Well known over a quarter century for personal service and high-quality products, Drake specialise in the design and manufacture of transformers and other wound components for large and small quantity production.

Expertise and service put DRAKE TRANSFORMERS in a class of their own.

DRAKE TRANSFORMERS LIMITED

South Green Works Kennel Lane
Billericay Essex CM11 2SP

Telephone: Billericay (02774) 51155
Telex: 99426 (prefix Drake)



**SNAP!
3000 times
an hour.**

No need for plated-through holes.

Using Harwin's patented strip-form track pins, a single operator can insert the pins, by hand, at speeds up to 3000 per hour. This without any tooling aids.

For those who prefer it, a semi-automatic air operated, single-point insertion machine can be supplied. The pin is pushed into the hole in a double-sided pc board, then detached by snapping off. It is then hand or flow-soldered to complete the through connection. Available to fit various hole sizes and pc board thicknesses.

Now available! **HAND HELD
INSERTION TOOL**

Send for details, and a sample strip of track pins to:-


HARWIN

**Harwin Engineers SA,
Fitzherbert Road, Farlington,
Portsmouth, PO6 1RT, Hants.
Tel: 070 18 70451, Telex 86125**

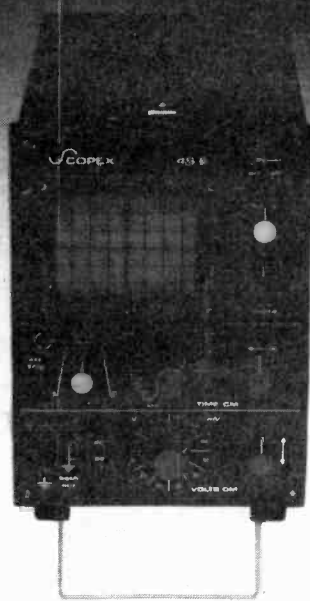
WW — 103 FOR FURTHER DETAILS

WW—133 FOR FURTHER DETAILS


Why Scopex?



4D-10B.



4S6



4D-25.

There's a range of answers.

There's something every one of our scopes has in common. Great accuracy, tremendous reliability and keener pricing, plus free delivery on UK mainland.

Take the new 4D-10B. The fully stabilised power supply gives 3% accuracy. There's a XY facility using CMOS ICs for extra reliability, Z modulation for brightening or dimming the trace, 10MHz scan at full bandwidth over the full screen area, trace locate and TV field trigger. At £210.00* it's astonishing value.

Or the 4D-25. A dual trace model with DC-25MHz bandwidth and 10mV/cm sensitivity. Signal delay allows you to trigger from and see the leading edge of any signal. Trigger level and slope are selected on one dual function control. 3% accuracy and still only £360.00*

Plus the 4S6 single beam 6MHz bandwidth model with easy to use controls. 10mV sensitivity and timebase range of 1 us to 100ms/cm. Lightweight, compact and a very good price. £144.00*.

Return the coupon for full details of the range that gives you a lot more scope.

*UK list price excluding VAT.



Scopex Sales,
 Pixmore Avenue, Letchworth, Herts SG6 1JJ.
 Tel: (04626) 72771.

Please send me full details of the Scopex range.

Name _____

Company _____

Address _____

Tel: _____

WW 6/80

WW - 062 FOR FURTHER DETAILS

NEW, GUARANTEED, FULL SPEC. COMPONENTS

L.E.D.s .125 and .2

RED	YELLOW or GREEN
1+ 08	11
100+ 069	10
1000+ 058	09

1N4148 Diodes

1+	100+	500+
02	016	013

CARBON FILM RESISTORS E12 SERIES

Prices per 100 Larger and Mixed Quantity prices available

25W	100 off one type	.70p
	500 off one type	.64p
	1000 off one type	.58p
5W	100 off one type	.90p
	500 off one type	.80p
	1000 off one type	.72p



T.I. LOW PROFILE I.C. SOCKETS



8pin	1+	100+	500+
14pin	.075p	.068p	.06p
16pin	.09	.082	.073
18pin	.10	.096	.085
20pin	.125	.113	.10
22pin	.14	.126	.113
24pin	.15	.135	.12
28pin	.15	.135	.12
40pin	.16	.145	.125
	.24	.215	.19

Please add £1.50 handling charge and 15% V.A.T.

We also stock transistors, diodes, TTL, CMOS, capacitors, instrument cases, switches, connectors etc. Free trade catalogue available. All enquiries welcome

HARRISON BROS. ELECTRONIC DISTRIBUTORS

22 Milton Road, Westcliff-on-Sea, Essex
Telephone: Southend 32338

WW — 094 FOR FURTHER DETAILS

Get a great deal from
Marshall's

We are old established specialist electronic component distributors carrying a very wide range of quality stock. We are franchised distributors for Arrow Hart switches; Mullard; National; Siemens; Texas; Thomson; CSF etc.

Send for our latest 60 page catalogue. Free to industrial customers: 65p post paid to private individuals.

New lines not yet in catalogue are new range Sinclair (Thandor) meters; Crimson Elektrik High Fi Modules; Rechargeable Nickel/Cadmium Batteries; Send S.A.E. for details.

A. Marshall (London) Ltd., Kingsgate House, Kingsgate Place, London N.W.6 4TA.

Industrial Sales: 01-328 1009
Mail Order: 01-624 8582

Retail Branches: London: Glasgow: Bristol



ROHDE & SCHWARZ

TV Demodulator AMF 55-90MHz
Selective UHF V/Meter Bands 4 & 5 USVF
Selectomat Voltmeter USWV £450.
UHF Sig. Gen type SDR 0.3-1GHz £750.
UHF Signal Generator SCH £175.
XUD Decade Synthesizer & Exciter
Videoskop SWOF with sideband adapter.
Modulator / Demodulator BN1 7950/2
Video Test Signal Generator type SPF
UHF Sig Gen type SCR 1-1.9GHz

MARCONI

TF2360R TV Transmitter Sideband Analyser.
TM6936R UHF Converter for above
TF1101 RC oscillators £65.
TF1099 20MHz sweep generator
TF1041B Valve Voltmeter £65.
TF1152A/1 Power meter. 25W*500MHz £75.
TF1020A Power Meter. 100W 250MHz £85.
TF890A/1 RF Test Set £395
TF1400 Pulse Generator £65.
TF675F Pulse Generator
TF1066 AM/FM Signal Generator £550.
TF 801B/3S Signal Generator £175.

BECKMAN TURNS COUNTER DIALS

Miniature type (22mm diam.). Counting up to 15 turn "Helipots" Brand new with mounting instructions. Only £2.50 each.

KAY ELEMETRICS SONA-GRAPH

Sona-Graph model 7029A 5-16000Hz Spectrum Analyser with type 6076C Plug-in unit. For the spectrographic Analysis of transient sounds such as spec. voice, doppler shifts, explosions etc Supplied in excellent condition with hand-books

ADVANCE CONSTANT VOLTAGE TRANSFORMERS

Input 190-260V AC. Output constant 220 Volts. 250W £25. (£2 carriage)


PYE RESISTANCE BOXES

5 decade resistance boxes measuring from 11 111 ohm to 0 001 ohm £20

LABORATORY OVENS. — Gallenkamp. 3 cu ft £145. Also Morgan Grundy 1 cu. ft £55.
20-WAY JACK SOCKET STRIPS. 3 pole type with two normally closed contacts £2.50 each (+25p pp) Type 316 three pole plugs for above — 20p ea. (pp free)

P. F. RALFE ELECTRONICS

10 CHAPEL STREET, LONDON, NW1
TEL: 01-723 8753



AIRMEC Disp lay oscilloscope 4 beam
AIRMEC 314A Voltmeter. 300mV(FSD)-300V.
LEVELL TG66A-1 Decade oscillator.
DERRITRON 1KW Power Amplifier with control equipment for vjbration testing etc.
SOLARTRON CD1740 Dual-Beam Oscilloscope. £475.
GERTSCH Frequency Meter and Dev. Meter. 20-1000MHz. £350.
HEWLETT PACKARD 302A Wave Analyser.
HEWLETT PACKARD 695A Sweep Oscillator £350.
BOONTON 202H AM / FM Signal Generator

SE Labs Dual-Beam oscilloscope type EM102 c/w EM515 plug-in unit. DC-15MHz. Mains or 12V Battery operated. Solid-state. 8x14x18ins. £250 + VAT.

SOLARTRON LM1420.2 DVM. 6 ranges to 1KV.
MUIRHEAD type K-134-A Wave Analyser. Portable.
RADIOMETER AFM/1. Dev/Mod Meter. 3.5-320MHz £185.
HEWLETT PACKARD 608C Signal generator. 10-480MHz.
WEINSHEL Power supply Modulator type MO3.
BRUEL & KJOER type 1504 Deviation Bridge
BRUEL & KJOER Vibration equipment 1018
BRUEL & KJOER Frequency analyser 2105
BRUEL & KJOER Microphone amplifier 2603 £195.
BRUEL & KJOER Type 3301 Automatic frequency response recorder 200Hz £750.
MUIRHEAD-PAMETRADA D489EM Wave Analyser
TEKTRONIX 555 scope with plug-ins types CA (2 off), 21, 22
TEKTRONIX 515A Oscilloscope
TEKTRONIX 545 main frames. £210. Choice of plug-in units extra
TEKTRONIX 585A oscilloscope with '82' P.I. DC-80MHz
NOTICE. All the pre-owned equipment shown has been carefully tested in our workshop and reconditioned where necessary. It is sold in first-class operational condition and most items carry our three months' guarantee. Calibration and certificates can be arranged at cost. Overseas enquiries welcome PLEASE ADD 15% VAT TO ALL PRICES

DC POWER SUPPLIES

*APT 10459/8. 12-14V. @ 5 Amps. £25. (£2 p.p.)
*APT 10459/8. 24V. @ 5 Amps. £25. (£2 p.p.)
*We can supply the above power supply at any fixed voltage between 5V and 36V at 5A. £25.
*Mullard Dual supplies. Brand new with hand-book. Pos & Neg 12V. at 1A and 0.4A respectively. Dimensions 9x4x5ins. £10.00 + (£1 p.p.)
*FARNELL Current limited. Dimensions 7x5x4ins. Following types available. 5 Volts @ 3A. £15. 13-17 Volts @ 2A. £15. 27-32 Volts @ 1A £15. Plus £1.50 each postage.
All the above power supply units are 230V. AC input and are stabilised and regulated and fused. All are fully tested before despatch and guaranteed in first-class order throughout. As with all our equipment there is a money-back guarantee if not completely satisfied.

MODULATION METERS

AIRMEC 210 3-300MHz. AM / FM.
RADIOMETER AFM / 1 3.5-320MHz. AM / FM
RACAL 409 3-600MHz. AM / FM.

'CENTAUR' INSTRUMENT COOLING FANS

Made by Rotron Holland. These are very high quality, quiet running fans, specially designed for the cooling of all types of electronic equipment. Measures 4.5x4.5x1.5in.
Airflow 90 cu/ft/minute. These are ex-equipment fans supplied in excellent condition, fully tested before despatch. Prices as follows: 115V.AC. £4.50. 230V.AV.. £5.00. Small type fans as above but measures 8x8x3.8cms 26cu/ft/minute. 115V.AC £4.00. Carriage on any of the above fans is 35p ea. Finger guards available for the larger type at 50p each. (RS price for these fans is £12.50 each!!!)

QUANTITY PRICES — SAVE — SAVE — IMMEDIATE DELIVERY INCL. VAT

NEW STOCKS BELOW MANUFACTURERS' PRICES. Postage & packing add 50p per order.

SN74148 IC 50p ea.

BCD Decimal Decoder-Mullard Driver 10 to 44p ea. 100 for 40p ea. 1,000 for 35p ea.

DISPLAYS by Hewlett-Packard. Seven segment DL 707 (5082-7750) 95p. Common anode half inch red display brand new in maker's cartons. 6 for £5. 50 for 70p ea.

TV SOUND. High quality sound through your hi-fi. Simply plug into your serial socket. £8.50, as reviewed Popular Hi-Fi.

BURROUGHS 8 DIGIT Panalex calculator display 7 segment 0.25" digits. Neon type with red bevel socket and data. £1.95 ea. 10 for £17, 100 for £140.

HONEYWELL PROXIMITY DETECTOR integral amplifier BV DC £3.50 ea. 10 for £30.

MULLARD TB800. IC audio amplifier 95p ea. 10 for £8, 100 for £70, 500 for £300.

RCA CA308B. FM IF £1.80, 10 for £12.

RCA CA3090AL. FM decoder £2.50, 10 for £20, 100 for £175.

BU205 TEXAS. £1.50 ea. 10 for £12, 100 for £100.

2N3055 80V version TO3 power. 10 for £3.50, 100 for £28, 500 for £125, 1,000 for £200.

BU206 TO3 Texas TV power transistor £1.75 ea. 10 for £18, 100 for £120, 1,000 for £1 ea.

MC1310P-SN78115N FM stereo decoder £1.20 ea. 10 for £1 ea. 100 for 85p ea.

MULLARD AD161-AD162 Matched pairs 1 pair 80p, 10 pairs £8, 100 pairs £50.

Cartons of 500 pairs £250 EX-STOCK.

RADIATION DETECTOR. In new condition, tested and set ready for use. Quartz Fibre Dosimeter 0-150R. Pen type with clip with lens and scale. Originally over £25. **OUR PRICE £8.95** each.

ORP12 light dependent resistance Mini Type. 2 for £3, 10 for £4, 100 for £38.

TV TUNERS by Mullard UHF 3B mcs size 34x24x1 1/4" £2.50 ea. 10 for £20, 100 for £175, 500 for £750, 1,000 for £1,250.

MULLARD TUNER MODULES with data LP1171 combined AM/FM IF strip £3.50, LP 1179 FM front end with AM tuning gang, used with LP1171 £3.50, LP1171 and 79 pair £5.75, 10 pairs for £50, 100 pairs for £400.

CA3085 RCA POSITIVE VARIABLE REG. 5volt 100m amp variable 1.8-24V 55p ea. 10 for £5, 100 for £35, 1,000 for £300.

MULLARD LP1157 AM tuner modules with circuit £2.80 ea. 10 for £20, 100 for £175.

LUSTRAPHONE RIBBON MIKE £1.50, + pre amp on chassis 3x2x1in. 10 for £12.50.

TAA861B (14 pin DIL) IC TV sound and FM amplifier-detector by ATEs on p. circuit board with other parts. Complete with data and connections. 66, 10 for £5, 100 for 40p ea. 500 for 35p ea.

PREVIOUS LINES IN STOCK

MARRIOTT TAPE HEADS Quarter track

Type	Each	Per 10	Per 100
XRPS 18 Record/Replay	£3.00	£25.00	£200.00
XRPS36 Record/Replay	£4.00	£35.00	£280.00
XES11 Erase	£1.25	£11.00	£100.00

MAINS TRANSFORMERS all 200/250V IN

Type	Current	Size	Price
12V	100m/a	1 1/2 x 1 1/2 x 1 1/2	£0.95
12V	500m/a	1 3/4 x 1 3/4 x 1 3/4	£1.35
6-0-6V	300m/a		£1.50

Per 10 less 10%, per 100 less 20%.

PHOTO CONDUCTIVE CELL £1.25. High power Cds cell 600mw for control circuits. Resistance 800ohm to 4K Max volts 240 Size 1 1/2x1 1/2in. 10 for £11, 100 for £100.

DYNAMIC MICROPHONE. Low imp. Foster insert £1.45, 10 for £11, 100 for £100.

UHF TUNER BY GEC. 38mc/s with slow motion tuning. Size 5x3x2in £3 ea. 10 for £25.

TWO GANG MINIATURE VARICAP TUNER. 500pF with tuning knob, size 3x1 1/2x1 1/2in. £1.25 ea. 10 for £10, 100 for £85.

ATES U14582 AUDIO IC AMPLIFIER 14 PIN DIL. 300m watts 55p ea. 10 for £4.50, 100 for £35, 1,000 for 30p ea.

GENERAL ELECTRIC 2+2 watt IC stereo audio chips with circuit and data £1.95 ea.

RCA CD4028AE 16 pin DIL presatage up down counter 85p each, 25 for £15, 100 for £50, 1,000 for £355 (in anti static tubes of 25)

MELICAL 50 TURN POTS BY M.P.C. 2.5 watts 5% tolerance, type MM105 British made 47 ohms / 100 / 220 / 470. 1k / 2.2k / 4.7k / 47k. All at our price £1.95 ea. Manufacturers list price £3.80. Quantities: Per 10 £1.50 ea. Per 100 £1.25 ea. Per 1,000 £1.00 ea.

WIRE WOUND MINIATURE M.P.C. controls. **BRITISH MADE M/2/13 ALL AT 60p each.**

47 ohms	2.2k	Per 10	50p ea.
220	4.7k	Per 100	45p ea.
470	10k	Per 1000	40p ea.
1k	47k		

RELAYS min open type 6/9v change over 85p. P 10 75p ea. P 100 65p. P 1,000 60p ea. Min. 9-12v 2p over 200 ohm £1.20, 10 for £1 ea.

TBA825 ATEs voltage regulators 55p ea. 5 volts 100m/amps (TO99) per 10 £4.50, per 100 £39, per 1,000 £250. 12V TBA6258 also.

16 PIN low DIL sockets 12p, 10 for £1, 100 for £8, 1,000 for 8p ea.

THYRISTORS Motorola 2N5061 0.8 amp 60 volt 18p, 10 for 15p ea. 100 for 13p ea. 1,000 for 11p ea. 10,000 for 10p ea.

ULTRASONIC TRANSDUCERS 40 KC's. Pair at £2.95, 10 pairs at £2.50 pair, 100 pairs at £2.20 pair.



HENRY'S

All mail to:
404 Edgware Road
London W2 England
Phone 01-723 1008
TELEX 262284 TRANSONICS. REF. 1400



EXPORT ORDERS add 10% for carriage

It's easy to complain about advertisements.

The Advertising Standards Authority. ✓
If an advertisement is wrong, we're here to put it right.

ASA Ltd, Brook House, Tinnets in Place, London WC1E 7HN

Dutchgate



The Hitachi range of Low Cost Portable Oscilloscopes

Dutchgate offer the full range of Hitachi innovative Oscilloscopes each with a **two year warranty**. These easy to operate oscilloscopes featuring wider width band and integrated circuitry offer increased stability, improved reliability and excellent performance.

The vast experience gained by Dutchgate as specialists in servicing and maintaining test and measurement instrumentation will be used to effect a fully reliable and efficient after sales service.

Test Dutchgate today — by asking for details of the Hitachi Low Cost Portable Oscilloscopes and then measure the result.

Dutchgate Ltd

Authorised agents for  **Hitachi Denshi (UK) Ltd.**

TIMEBASE 94, ALFRISTON GARDENS
SHOLING, SOUTHAMPTON Telephone: (0703) 431323

WW 146— FOR FURTHER DETAILS

Samson's

(ELECTRONICS) LTD.

9 & 10 CHAPEL ST., LONDON, N.W.1
01-723 7851 01-262 5125
ADJACENT TO EDGWARE ROAD MET. LINE STATION

PLEASE ADD 15% TO ALL ORDERS INC. CARR.
CURRENT RANGE OF NEW L.T. TRANSFORMERS
OPEN TYPE TAG CONNECTIONS
ALL PRIMARIES 220-240v

Type	Sec Taps	Amps	Price	Carr
1	24-30-40-48-60v	12	£36.50	£2 00
2	24-30-40-48-60v	10	£31.50	£2 00
3	24-30-40-48-60v	8	£27.50	£1 75
4	24-30-40-48-60v	5	£16.75	£1 75
5	24-30-40-48-60v	3	£11.50	£1 25
6	24-30-40-48-60v	2	£7.50	£1 25

6-8-10-12-16-18-20-24-36-40-48-60v
CAN BE OBTAINED FROM THE ABOVE RANGE

7	19-25-33-40-50v	10	£27.50	£2 00
8	19-25-33-40-50v	6	£19.50	£1 75
9	19-25-33-40-50v	3	£9.25	£1 25
10	19-25-33-40-50v	2	£7.75	£1 25

5-7-8-10-13-15-17-20-25-30-40-50v
OR 25-0-25v OR 20-0-20v CAN BE
OBTAINED FROM THE ABOVE RANGE

11	12-15-20-25-30v	10	£18.50	£1 75
12	12-15-20-25-30v	5	£10.50	£1 50
13	12-15-20-25-30v	2	£6.25	£1 25

3-4-5-6-8-9-10-12-15-18-20-24-30v
OR 12-0-12v OR 15-0-15v CAN BE
OBTAINED FROM THE ABOVE RANGE

14	12-24v	12v 60A, 24v 30A	£39.50	£3 50
15	12-24v	12v 30A, 24v 15A	£19.50	£2 00
16	12-24v	12v 20A, 24v 10A	£15.25	£2 00
17	12-24v	12v 10A, 24v 5A	£8.75	£1 50
18	12-24v	12v 4A, 24v 2A	£4.25	£1 25

HEAVY DUTY OP TRANSFORMERS

Type OT28EL 100 watts 3.75v 7.5v 15v 1.75K CT. 4 £134
2x25 m/a dc max. **£15.50**, pp £1 25 1/2 type OT29EL 50 watts.
3.75v 15v 3.5K CT rated 2x125 m/a dc max. **£8.95**, pp £1

LOW POWER LT TRANSFORMERS

Clamped open frame tag connections
All primaries 240v

Type	Sec Taps	Amps	Price	Post
1	15v twice	200m/a ea	£2.25	75p
2	6v twice	500m/a ea	£2.25	.75p
3	6v twice	4amps ea	£3.95	£1 00
4	6v twice	1 1/2 amps ea	£2.95	75p
5	8.9v twice	1 amp ea	£2.95	£1 00
6	10v twice	1/2 amp ea	£2.50	£1 00
7	12v twice	250m/a ea	£2.25	75p
8	12v twice	1/2 amp ea	£2.25	75p
9	12v twice	1 amp ea	£2.95	£1 00
10	24v CT	1/2 amp	£2.25	75p
11	30v CT	2 amps	£3.25	£1 00

SPECIAL OFFER OF HIGH GRADE EX-COMPUTER AUTO TRANSFORMERS.

Conservatively rated by famous makers. perfect condition. fraction of list price. Open frame construction top panel connections. 4000 watts tapped 0-105-115-125-135-200 215-230-240-260v **£45**, Carr. **£4**. 3000 watts **£39.50**, Carr. **£4**. 1500 watt **£22.50**, Carr. **£3**. 500 watts tapped 0-90-115-125-200-210-230-240-250v **£8.50** pp £2.

HEAVY DUTY ISOLATION TRANSFORMERS

240-240v up to 15 Amps

Large selection available by famous makers. Fraction of list price. Please telephone for further details. 700 watt type PRI 200-240v sec 240v. Open frame, cable and connections **£12.50**, Carr. **£2**. 50. 240-110v 7.5 amps. Shrouded. Top panel connections. PRI tapped 200-210-220-230-240-250v. Sec tapped 90-100-110-120v **£19.50**, Carr. **£4**.

OC SUPPLY UNITS

AC input 200-220-240v DC output 112v or 125v 3 amps, plus or minus 3% choke/capacitor smoothed. FW Selenium rectification. Unused computer surplus. Fraction of maker's price **£27.50**, Carr. **£4**. Size of open chassis. 15 x 9 1/2ins.

RIPLEY TRANSFORMERS

PRI 115-230v Sec 74v 5 amps twice. Will give 24-0-24v, 24v 10a 48v 5a. Open frame type. Designed for drop-thru mounting. Easily adapted for normal mounting. **£8.50**, **PP£1.50**.

AMOS C CORE TRANSFORMERS

PRI 220-240v SEC 140v centre tapped 10 amps (70-0-70v 10A) size 7x7x7ins **£35** carr. **£5**. Gardners C core transformers. PRI 220-240v sec tapped 29-30-33-34v 15 amps **£20** pp £3.

BR HEAVY DUTY RELAYS TYPE Q

New and boxed fraction of maker's price coil voltages 24V DC 2 240V 20 amp makes 2 240V 10 amp makes **£1.50** pp 30p

AEI 20 AMP CONTACTORS

BRAND NEW BOXED FRACTION OF MAKER'S PRICE

Type	Coil voltage	Contacts	Price
0652	415vAC	3M 1B	£1.50
0655	415vAC	4M	£1.50
0648	110vAC	4M 4B	£1.50
0650	110vAC	6M 2B	£1.50
0653	110vAC	4M	£1.25
0654	110vAC	2M 2B	£1.25
0651	110vAC	3M 1B	£1.25
0649	42vAC	6M 2B	£1.50
0647	42vAC	4M 4B	£1.50

P&P 25p/kq

AUTO STEPOWEN TRANSFORMERS FOR AMERICAN EQUIPMENT

240/110 volts 80-2250 watts. Regular stock line, fully shrouded, fitted with American two or three pin socket outlets, and three core 240v mains load. Sand S A E. for price list and further details. American plugs, sockets, adaptors also available.

VARIABLE TRANSFORMERS

Input 240v output 0-250v 5 amp type **£27.50** carr. **£2**. 2 1/2 amp type **£18.75** carr. **£1**. 50. Brand new regular stock line.

LOW TENSION HIGH VOLTAGE INSULATION TRANSFORMERS

Pri 220-240v sec 2-0-2v 11 amps 25KVOC **WK£8.50** carr. **£200**. Pri 220-240v sec 7v 25 amps 25 KVOC **WK£20.00** carr. **£4**. Pri 220-240v sec 1.15-0.1-25v 30 amps and 6.3v 5.2 amps 5 KV DC **WK£6.00** carr. **£2**. Pri 220-240v sec 2.5v 35 amps and 0-4-5-6-3v 12 amps 10KV AC **WK£25** carr. **£4**. High tension type Pri 230-240-250v + 5% sec 12-0-12v 1kVA 15KV DC **£65.00**, Carr. **£5**.

AC240V BLOWERS

Ex computer equipment, perfect condition, robustly housed in metal frame, overall size 11x7x7ins. I troutlet size 4x3ins. Motor spec 1300 rpm cont. rated, cap start, cap inc. with motor, quiet running **£4.95** carr. **£2**.

HEAVY DUTY ISOLATION TRANSFORMERS

240-240V UP TO 15 AMPS

Large selection available by famous makers. Fraction of list price. Please telephone for further details.

HIGH CAPACITY ELECTROLYTIC COMPUTER TYPE WITH CLIPS

3300 MFD 150V DC **WK£47.00** MFD 100V DC **WK£100.00** MFD 63V DC **WK£1.35** each pp 35p each. 5600 MFD 200V DC **WK£2** pp 50p. 4500 MFD 64V DC **WK£75** pp 25p. 3150 MFD 40V DC **WK£60** pp 20p.

SPECIAL OFFER OF SURPLUS L.T. TRANSFORMERS BY FAMOUS MAKERS

ALL PRIMARIES 220-240v

No 1 Gresham sec 43v 3 amps. Fully tropicalised open type wire connections. **£3.95** pp £1 25

No 2 Parmonks sec 30v 5 amps shrouded top connections **£4.50** pp £1 50

No 3 Pri 220-240v sec 36v 6a open type tag board connections **£7.50** carr. **£1**. 50. These transformers are ideal for amplifier power supplies. Two will give 36-0-36v 6 amps. Special offer for two **£15** inc. carr.

8p9v twice 10ct twice 12v twice

LOW CURRENT L.T. TRANSFORMERS

No 1 sec 65v 2 2A and 30-0-30v 100 m/a tag connections **£4** pp £1 25. No 2 sec 27v 3A tag connections **£3.50** pp £1. No 3 sec 15-0-15v 2A tag connections **£2.75** pp £1. No 4 sec tapped 3-9-12-27-30-36v 1.8 amps **£3.95** pp £1. No 5 sec tapped 18-22-27v 250 m/a twice **£2.75** pp £1. No 6 sec 24v 400 m/a twice **£2.95** pp £1. No 7 sec 28v 4amps and 4v 250 m/a **£1.95** pp 75p

HEAVY DUTY 'C' CORE L.T. TRANSFORMERS BRAND NEW

Fraction of makers' price
Primaries 110-220-240v cont rating No 1 sec 12v 40 amps **£22.50** carr. **£3**. No 2 sec 14v+3+15v 40 amps. Cont rating limited number **£25.00** carr. **£3**

POTTED TYPE TRANSFORMERS. PRI

220-240v sec 70v 1 amp and 30v 1 amp **£4.50** pp £1 50
PRI 22-240v sec tapped 24-30-32v 2 amps **£3.50** pp £1 50
PRI 220-240v sec 40-41-42-48-49-50 volts 10amps conservatively rated, size 9 x 7 x 6in. **£15.00** carr. **£3**

L.T. SMOOTHING CHOKES

Heavy duty open frame type. 24 m/h 45 amps. Terminal block connections. Size 8x8x8 **£19.50** carr. **£4**. C core types 10 m/h 25 amps **£7.50** carr. **£3**. 10 m/h 7.7 amps **£3.75** pp £1 25. 15 m/h 3.8 amps **£3.50** pp £1 25. Potted types 13 m/h 1.15 amps **£1.75** pp 75p. 100 m/h 2 amps **£3.50** pp £1. 4.8 m/h 10 amps open frame **£3.50** pp £1. Swinging C core type 10 m/h 4 amps 100 m/h 1/2 amp to **£3.95** carr. **£1**. 50 HT chokes 4 H 250 m/a **£3** pp £1. 5 H 150 m/a **£2** pp 75p. 15 H 75 m/a **£1.50** pp 75p. 50 H 25 m/a **£1.50** pp 75p.

AC WKG BLOCK CAPACITORS BY FAMOUS MANUFACTURERS

MFD	Volts	Price
Q75	440VAC	50p
1	470VAC	60p
1 25	360VAC	65p
2	400VAC	75p
2 4	360VAC	75p
2 5	380VAC	75p
2 7+0 1	700VAC	£1.25
3	440VAC	£1.00
4	250VAC	£1.00
5	360VAC	£1.25
6	440VAC	£1.50
7 2	440VAC	£1.56
8 4	250VAC	£1.00


PP up to 2.5 MFD 25p. 2.7 to 15 MFD 50p +8% on total

OIL FILLED PAPER BLOCK CAPACITORS

8 MFD 350V DC **WK£75p** 4 MFD 1000V DC **WK£60p** 16 MFD 350V DC **WK£70p** 2 MFD 1500V DC **WK£70p** 2 MFD 750V DC **WK£60p**. Please add 20p each postage. 2 MFD 200V DC **WK£70p** C three for **£1.00** pp 25p. 1 MFD 600V DC **WK£70p** C three for **£1.00** pp 25p. 0.1 MFD 3000V DC **WK£75p** pp 25p. 15 MFD 330V AC **WK£1.75** pp 25p.

Getting-or-got-your-own personal computer?

Then for your own personal satisfaction, get Practical Computing.



Month after month, it helps you cut the costs and yet get the most out of personal computing. Choosing hardware; buying software; writing programmes, getting to know microcomputer terminology — here are the essential basics, crisp and clear. But that's only the start. Going deeper Practical Computing gives you exhaustive test

This Month:

A review of bulk storage devices. How to finance a micro business. Basic languages available for Nascom.

Reviews: Nascom 2, Commodore Database, Superbrain.


As part of a continuous programme we show you how to write the assembly language for the 6502 and 8080

... and much, much more.

June issue out now, 50p.

From your newsagent — or post this coupon now.

evaluations of leading microcomputers; programmes for computer TV games; dozens of possible new applications; expert advice on using Apple, Commodore Pet and Tandy; and valuable overall reviews of where computing is heading today.



To: Subscription Servicing, IPC Business Press Ltd., Oakfield House, Perrymount Road, Haywards Heath, West Sussex, RH16 2HD
Please post me a copy of Practical Computing every month for a year. I enclose cheque/p.o. for £6 (inclusive) payable to IPC Business Press Ltd.

Name

Address

W.W.

LIKE TO GET STUCK IN?

Joining **HORIZON EXPLORATION LIMITED** — the wholly British and rapidly expanding oil exploration company—in the electronics field, will let you do just that!

Do you have plenty of drive, a preference for the less conventional work routine and common sense to add to your B.Sc. H.N.C. or equivalent qualifications?

If so we can offer plenty of job satisfaction in the U.K. and Overseas with our Land Crews who work as small units enjoying considerable independence. Good starting salaries based on experience and qualifications, (with promotion graded to performance) are offered to engineers wishing to apply their knowledge in a highly practical environment. Land Crew vacancies would possibly be more suitable to the single person in view of the mobile and sometimes unpredictable nature of the work.

If you have a current driving licence, are young, healthy and enthusiastic and don't want a 9-5 job, why not apply for an application form to the **Personnel Supervisor, Horizon Exploration Limited, Horizon House, Azalea Drive, Swanley, Kent. Telephone: Swanley 68011.**

CHILTERN ELECTRONICS

**B.C.M. BOX 8085
LONDON WC1V 6XX
TEL: 0494 714483**

PDP8 COMPUTERS

Latest version PDP8E with 16K Core memory and teletype card **£700**

PDP8L Processors with 4K Memory and teletype cards **£250**

PDP8L Processors with 12K Memory and teletype cards **£400**

All above are complete computers ready to use, software includes BASIC, FORTRAN and other languages. All use standard TTL logic, and are compact table-top machines. We hold a full range of spare modules for all DEC PDP8 computers, please telephone your requirements.

TERMINALS

G.E. Terminet — Identical to ICL Termiprinter — modern micro controlled 30 ch/sec silent terminals printing high quality upper and lower case ASCII. Use standard paper, RS232/V24 interface.

KSR **£300**

Receive only **£200**

ASR33 Teletypes in excellent condition **£320**

Card readers — Brand new 600 cards/min **£350**

Qume model Q-30 Daisy wheel printer **£425**

Elliott 250 ch/sec tape readers, 5-6-7-8 Level **£40**

INCOTERM SPD 10/25 Intelligent Terminals **£650**

Magnetic Tape Data Logger — records data from RS232 port onto Computer Standard 7-track tape **£200**

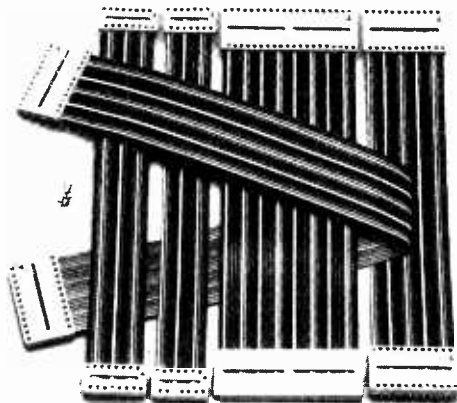
INCOTERM Terminal processors — These are in superb instrument case and have 5 and two 12 volt power supplies and are ideal for putting your micro system in. Hundreds of useful parts — cost over £700. Brand new **£65**

Prices exclude VAT.

WW — 107 FOR FURTHER DETAILS

AP DIP Jumpers Lowest Prices in the UK!

Compare These Prices!

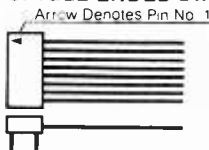


FLAT RIBBON CABLE ASSEMBLIES WITH DIP CONNECTORS


AP DIP Jumpers are the low-cost, high quality solution for jumpering within a PC board; interconnecting between PC boards, backplanes and motherboards; interfacing In-/Output signals; and more.

All assemblies use ribbon cable. Standard lengths are 6, 12, 18, 24 and 36 inches.

SINGLE-ENDED DIP JUMPERS



DOUBLE-ENDED DIP JUMPERS



- Available with 14, 16, 24 and 40 contacts.
- Mate with standard IC sockets.
- Fully assembled and tested.
- Integral molded-on strain relief.
- Line-by-line probeability.

Faster and Easier is what we're all about.

- ★ Ex stock delivery
- ★ Ask for free catalogue
- ★ All prices for 1 off. Huge discounts for quantity.



AP PRODUCTS INCORPORATED
PO Box 19
SAFFRON WALDEN ESSEX
Tel: (0799) 22036

SINGLE ENDED

PINS	36"
14	£1.75
16	£1.94
24	£3.00
40	£5.03

DOUBLE ENDED

PINS	6"	12"	18"	24"	36"
14	£1.81	£1.96	£2.12	£2.27	£2.57
16	£1.99	£2.16	£2.33	£2.50	£2.85
24	£3.11	£3.38	£3.64	£3.90	£4.43
40	£5.20	£5.64	£6.08	£6.53	£7.41

WW — 102 FOR FURTHER DETAILS

BI-PAK SEMICONDUCTORS

DEPT. WW6, PO Box 6, WARE, HERTS.
 Visit our Shop at: 3 Baldock Street, Ware, Herts.

GIRO NO: 388 7006
 TEL: 0920 3182
 TELEX: 817861

TRANSISTORS

Type	Price	Type	Price	Type	Price	Type	Price	Type	Price
AC126	£0.21	BC148	£0.08	BC549	£0.12	BU105	£1.84	ZTX108	£0.12
AC127	£0.21	BC149	£0.08	BC550	£0.16	BU105/02	£2.24	ZTX109	£0.12
AC128	£0.18	BC157	£0.12	BC556	£0.16	BU204	£1.61	ZTX300	£0.14
AC128K	£0.30	BC158	£0.12	BC557	£0.15	BU205	£1.61	ZTX500	£0.14
AC132	£0.23	BC159	£0.12	BC558	£0.14	BU208/02	£2.58	2N1613	£0.23
AC134	£0.23	BC167	£0.14	BC559	£0.16	MJE2955	£1.04	2N1711	£0.23
AC137	£0.23	BC168	£0.14	BD1115	£0.58	MJE3055	£0.69	2N1809	£0.52
AC141	£0.25	BC169	£0.10	BD1116	£0.92	MJE3440	£0.60	2N1890	£0.52
AC141K	£0.35	BC169C	£0.12	BD121	£0.75	MPF102	£0.40	2N1893	£0.55
AC142	£0.23	BC170	£0.10	BD124	£0.81	MPF104	£0.40	2N2147	£0.36
AC176	£0.21	BC171	£0.10	BD131	£0.40	MPF105	£0.40	2N2148	£0.35
AC176K	£0.30	BC172	£0.10	BD132	£0.40	MPSA05	£0.23	2N2160	£1.15
AC178	£0.28	BC173	£0.10	BD133	£0.46	MPS06	£0.23	2N2192	£0.44
AC179	£0.28	BC177	£0.18	BD135	£0.44	MPSA55	£0.23	2N2193	£0.44
AC180	£0.23	BC178	£0.18	BD136	£0.40	MPSA56	£0.23	2N2194	£0.44
AC180K	£0.32	BC179	£0.18	BD137	£0.40	OC22	£1.73	2N2217	£0.25
AC181	£0.23	BC180	£0.29	BD138	£0.41	OC23	£1.73	2N2218	£0.25
AC181K	£0.32	BC181	£0.10	BD139	£0.41	OC24	£1.55	2N2218A	£0.23
AC187	£0.21	BC182L	£0.10	BD140	£0.41	OC25	£1.15	2N2219	£0.23
AC187K	£0.32	BC183	£0.10	BD155	£0.44	OC26	£1.15	2N2219A	£0.23
AC188	£0.21	BC183L	£0.10	BD175	£0.69	OC28	£0.92	2N2904	£0.24
AC188K	£0.32	BC184	£0.10	BD176	£0.69	OC29	£1.09	2N2904A	£0.24
AD140	£0.69	BC207	£0.13	BD177	£0.78	OC35	£1.04	2N2905	£0.23
AD142	£0.98	BC208	£0.13	BD178	£0.78	OC36	£1.04	2N2905A	£0.23
AD143	£0.86	BC209	£0.10	BD179	£0.86	OC70	£0.28	2N2906	£0.17
AD149	£0.69	BC212	£0.10	BD201	£0.82	OC71	£0.17	2N2906A	£0.21
AD161	£0.40	BC212L	£0.10	BD204	£0.82	TIC44	£0.23	2N2907	£0.23
AD162	£0.40	BC213	£0.10	BDY20	£0.82	TIC45	£0.40	2N2907A	£0.25
AD161/162MP	£0.81	BC213L	£0.10	BF457	£0.43	TIP29A	£0.46	2N2926G	£1.11
AF124	£0.35	BC214	£0.18	BF458	£0.43	TIP29B	£0.46	2N2926G	£0.09
AF125	£0.35	BC237	£0.18	BF459	£0.44	TIP29C	£0.51	2N2926H	£0.09
AF126	£0.35	BC238	£0.18	BF596	£0.32	TIP30A	£0.46	2N2926B	£0.09
AF127	£0.37	BC251	£0.17	BF939	£0.28	TIP30B	£0.48	2N2926B	£0.09
AF139	£0.40	BC251A	£0.18	BF940	£0.29	TIP31A	£0.46	2N3054	£0.46
AF186	£0.58	BC301	£0.32	BF979	£0.32	TIP31B	£0.48	2N3055	£0.46
AF239	£0.44	BC303	£0.32	BF980	£0.32	TIP31C	£0.48	2N3614	£1.21
AL102	£1.30	BC304	£0.32	BF981	£0.35	TIP32A	£0.46	2N3615	£1.21
AL103	£1.36	BC304	£0.44	BF982	£0.35	TIP32B	£0.48	2N3616	£1.21
AU104	£1.61	BC327	£0.18	BF983	£0.25	TIP32C	£0.51	2N3646	£0.10
AU110	£1.61	BC328	£0.17	BF985	£0.28	TIP41A	£0.53	2N3702	£0.09
AU113	£1.61	BC337	£0.17	BF986	£0.29	TIP41B	£0.52	2N3703	£0.09
BC107A	£0.09	BC338	£0.17	BF987	£0.25	TIP41C	£0.55	2N3704	£0.08
BC107C	£0.12	BC440	£0.35	BF988	£0.25	TIP42A	£0.51	2N3705	£0.08
BC107D	£0.12	BC441	£0.35	BF989	£0.25	TIP42B	£0.53	2N3706	£0.09
BC109A	£0.09	BC460	£0.44	BF990	£0.20	TIP42C	£0.55	2N3707	£0.08
BC109B	£0.10	BC461	£0.44	BF991	£0.20	TIP2955	£0.69	2N3708	£0.08
BC109C	£0.12	BC477	£0.23	BF992	£0.20	TIP2955	£0.69	2N3709	£0.08
BC109D	£0.09	BC478	£0.23	BF993	£0.20	TIP2955	£0.69	2N3710	£0.08
BC109E	£0.10	BC479	£0.23	BF994	£0.20	TIP2955	£0.69	2N3711	£0.08
BC109F	£0.12	BC547	£0.12	BR19/20MP	£0.92	2TX107	£0.12	2N3819	£0.21
BC147	£0.08	BC548	£0.12	BR39	£0.51				

THYRISTORS

1 amp	TO 5 Case	200mA	O/no. Type	Price
Volts No	Price	Price		
50THY1A/50	£0.30	IS920 50V	IS920 100V	£0.07
100 THY1A/100	£0.32	IS921 150V	IS922 200V	£0.08
200 THY1A/200	£0.37	IS923 300V	IS924 300V	£0.10
400 THY1A/400	£0.44	IN4001 50V	IN4002 100V	£0.11
600 THY1A/600	£0.52	IN4003 200V	IN4004 400V	£0.05
800 THY1A/800	£0.67	IN4005 600V	IN4006 800V	£0.05
		IN4007 1000V	IN4008 200V	£0.05
		IN4009 400V	IN4010 600V	£0.07
		IN4011 800V	IN4012 1000V	£0.08
		IN4013 1200V	IN4014 1500V	£0.09
		IN4015 2000V	IN4016 3000V	£0.10
		IN4017 4000V	IN4018 6000V	£0.11
		IN4019 8000V	IN4020 10000V	£0.11
		IN4021 15000V	IN4022 20000V	£0.11
		IN4023 30000V	IN4024 40000V	£0.11
		IN4025 60000V	IN4026 80000V	£0.11
		IN4027 100000V	IN4028 150000V	£0.11
		IN4029 200000V	IN4030 300000V	£0.11
		IN4031 400000V	IN4032 600000V	£0.11
		IN4033 800000V	IN4034 1000000V	£0.11
		IN4035 1500000V	IN4036 2000000V	£0.11
		IN4037 3000000V	IN4038 4000000V	£0.11
		IN4039 6000000V	IN4040 8000000V	£0.11
		IN4041 10000000V	IN4042 15000000V	£0.11
		IN4043 20000000V	IN4044 30000000V	£0.11
		IN4045 40000000V	IN4046 60000000V	£0.11
		IN4047 80000000V	IN4048 100000000V	£0.11
		IN4049 150000000V	IN4050 200000000V	£0.11
		IN4051 300000000V	IN4052 400000000V	£0.11
		IN4053 600000000V	IN4054 800000000V	£0.11
		IN4055 1000000000V	IN4056 1500000000V	£0.11
		IN4057 2000000000V	IN4058 3000000000V	£0.11
		IN4059 4000000000V	IN4060 6000000000V	£0.11
		IN4061 8000000000V	IN4062 10000000000V	£0.11
		IN4063 15000000000V	IN4064 20000000000V	£0.11
		IN4065 30000000000V	IN4066 40000000000V	£0.11
		IN4067 60000000000V	IN4068 80000000000V	£0.11
		IN4069 100000000000V	IN4070 150000000000V	£0.11
		IN4071 200000000000V	IN4072 300000000000V	£0.11
		IN4073 400000000000V	IN4074 600000000000V	£0.11
		IN4075 800000000000V	IN4076 1000000000000V	£0.11
		IN4077 1500000000000V	IN4078 2000000000000V	£0.11
		IN4079 3000000000000V	IN4080 4000000000000V	£0.11
		IN4081 6000000000000V	IN4082 8000000000000V	£0.11
		IN4083 10000000000000V	IN4084 15000000000000V	£0.11
		IN4085 20000000000000V	IN4086 30000000000000V	£0.11
		IN4087 40000000000000V	IN4088 60000000000000V	£0.11
		IN4089 80000000000000V	IN4090 100000000000000V	£0.11
		IN4091 150000000000000V	IN4092 200000000000000V	£0.11
		IN4093 300000000000000V	IN4094 400000000000000V	£0.11
		IN4095 600000000000000V	IN4096 800000000000000V	£0.11
		IN4097 1000000000000000V	IN4098 1500000000000000V	£0.11
		IN4099 2000000000000000V	IN4100 3000000000000000V	£0.11
		IN4101 4000000000000000V	IN4102 6000000000000000V	£0.11
		IN4103 8000000000000000V	IN4104 10000000000000000V	£0.11
		IN4105 15000000000000000V	IN4106 20000000000000000V	£0.11
		IN4107 30000000000000000V	IN4108 40000000000000000V	£0.11
		IN4109 60000000000000000V	IN4110 80000000000000000V	£0.11
		IN4111 100000000000000000V	IN4112 150000000000000000V	£0.11
		IN4113 200000000000000000V	IN4114 300000000000000000V	£0.11
		IN4115 400000000000000000V	IN4116 600000000000000000V	£0.11
		IN4117 800000000000000000V	IN4118 1000000000000000000V	£0.11
		IN4119 1500000000000000000V	IN4120 2000000000000000000V	£0.11
		IN4121 3000000000000000000V	IN4122 4000000000000000000V	£0.11
		IN4123 6000000000000000000V	IN4124 8000000000000000000V	£0.11
		IN4125 10000000000000000000V	IN4126 15000000000000000000V	£0.11
		IN4127 20000000000000000000V	IN4128 30000000000000000000V	£0.11
		IN4129 40000000000000000000V	IN4130 60000000000000000000V	£0.11
		IN4131 80000000000000000000V	IN4132 100000000000000000000V	£0.11
		IN4133 150000000000000000000V	IN4134 200000000000000000000V	£0.11
		IN4135 300000000000000000000V	IN4136 400000000000000000000V	£0.11
		IN4137 600000000000000000000V	IN4138 800000000000000000000V	£0.11
		IN4139 1000000000000000000000V	IN4140 1500000000000000000000V	£0.11
		IN4141 2000000000000000000000V	IN4142 3000000000000000000000V	£0.11
		IN4143 4000000000000000000000V	IN4144 6000000000000000000000V	£0.11
		IN4145 8000000000000000000000V	IN4146 10000000000000000000000V	£0.11
		IN4147 15000000000000000000000V	IN4148 20000000000000000000000V	£0.11
		IN4149 30000000000000000000000V	IN4150 40000000000000000000000V	£0.11
		IN4151 60000000000000000000000V	IN4152 80000000000000000000000V	£0.11
		IN4153 100000000000000000000000V	IN4154 150000000000000000000000V	£0.11
		IN4155 200000000000000000000000V	IN4156 300000000000000000000000V	£0.11
		IN4157 400000000000000000000000V	IN4158 600000000000000000000000V	£0.11
		IN4159 800000000000000000000000V	IN4160 1000000000000000000000000V	£0.11
		IN4161 1500000000000000000000000V	IN4162 2000000000000000000000000V	£0.11
		IN4163 3000000000000000000000000V	IN4164 4000000000000000000000000V	£0.11
		IN4165 6000000000000000000000000V	IN4166 8000000000000000000000000V	£0.11
		IN4167 10000000000000000000000000V	IN4168 15000000000000000000000000V	£0.11
		IN4169 20000000000000000000000000V	IN4170 30000000000000000000000000V	£0.11

ELECTROVALUE


COMPONENTS THAT COUNT



SIEMENS SEMI-CONDUCTOR CAPACITORS FERRITES	NASCOM MICRO COMPUTERS AND ANCILLARIES	VERO BOARDS CASES & KITS
ISKRA RESISTORS	RADIOHM POTENTIOMETERS	BREADBOARDS
OPTO-ELECTRONICS	SWITCHES	SOLDER TOOLS CATALOGUE 10

GOOD DISCOUNTS AND FREE POSTAGE ON U.K. ORDERS OVER £5.75
COMPUTER-CONTROLLED SERVICE AIDS PROMPT DELIVERY
128-PAGE CATALOGUE FREE FOR THE ASKING

ELECTROVALUE LTD., 28 (W5), St. Jude's Road, Englefield Green, Egham, Surrey TW20 0HB. Phone: 33603 (London 87) STD 0784. Telex 264475.
NORTHERN BRANCH (Personal Shoppers Only): 680 Burnage Lane, Burnage, Manchester M19 1NA. Phone (061) 432 4945



SPECIAL OFFERS

2708	£5.99
2716 (5v)	£18.50
4116	£5.50



Ex AVIONICS 76 key KEYBOARD
£38.50

Boxed carriage £1.00
Official orders (min. £10).
Barclaycard and Access welcome.
Please add 15% VAT, P&P 50p

NEWBEAR COMPUTING STORE,
40 Bartholomew Street,
Newbury, Berks.
Tel: 0635 30505

Battle of Britain Wings Appeal

DURING SEPTEMBER

Please help us maintain our Home for the Permanently and Severely Disabled and our convalescent homes for those Ex R.A.F. men and women who are in need by giving all you can for an emblem during WINGS WEEK or please send us a donation.





PLEASE WEAR THIS EMBLEM

Give for those who Gave

Royal Air Forces Association, 43, Grove Park Road, London, W4 3RU.
(Incorporated by Royal Charter and registered under the War Charities Act 1940 and Charities Act 1960).

Space donated by:

STEPPING MOTOR XYZ & ROTARY POSITION MACHINES

Mass sampling, PCB drilling, engraving, etc. Under micro-computer control. Software available.

STEPPING MOTOR DRIVES: MPU Interface, with direction control, start/stop and V.F.O. **£18.80**

F.H. PRECISION ENGINEERS, 0782 643278

WW — 077 FOR FURTHER DETAILS

FUSES Quick acting. Anti surge. Ceramic, from **£2.80** per 100.
WIREWOUND POWER RESISTORS 5w-17w, OR5-39K from **£8.50** per 100.
PCB Guides, self-fixing from **£4.86** per 100.
C.f. RESISTORS, AEL & Iskra 1/4w-2w, from **£4** per 1,000.
ELMA knobs & accessories. Crimp (solderless) TERMINALS.
CABLE SLEEVES & Markets from **£1** per 1,000.
SLEEVING, Neoprene, PVC, Silicone rubber—all colours.
SPECIALLY REDUCED PRICES for C.f. resistors, Polystyrene Capacitors etc. for valves on which we are overstocked. Special list available.

Write, phone or call for lists required.

PBRA LTD.

Hopfield 345
(073274)


Golden Green, Tonbridge, Kent TN11 0LH

Member Crystalate Group.



WW — 138 FOR FURTHER DETAILS

Will you be getting a Data Converter Kit on September 17th?



Data Conversion Seminar '80

This one day seminar is for Engineers, Managers and Technicians and will convey the important aspects of designing data acquisition systems.

Roy Wells, Head of Data Acquisition at Ferranti Electronics Limited, leads a team of experienced engineers who will present a programme of six papers each giving detailed applications information for a variety of data converter systems.

There will be plenty of opportunity to talk to the team of experts and examine the working demonstrations on display.

In addition, each delegate will receive a Data Converter Kit worth more than £30 plus a copy of the papers and accompanying slides.

Complete the booking form below or if you require further details ring 061-624 0515, Extension 320.

Venue: The World Trade Centre, Europe House, East Smithfield, London E1.
Date: September 17th 1980.

Lectures include:

- The Principles of Data Conversion
- Applications of a Single-chip, Charge-balancing DVM
- High Speed 10-bit Monolithic Data Conversion Systems
- Analogue Interfacing to Microprocessor Systems
- Testing Data Converters
- A Multi-purpose Data Conversion System

Data Conversion Seminar

The Data Conversion Seminar, including coffee/tea, lunch and your Data Converter Kit costs just £55.00 plus VAT per person.

Please send me ticket(s) for your Data Conversion Seminar at £55.00 each +£8.25 VAT (£63.25 total).

Name _____ Position _____

Company _____

Address _____

Telephone _____

I enclose a cheque/postal order (No _____) for £ _____

Signature _____

FERRANTI Semiconductors

Send this form to:
Ferranti Electronics Limited,
Data Conversion Seminar, Fields New Road,
Chadderton, Oldham OL9 8NP

WW — 148 FOR FURTHER DETAILS

GENERAL AUTOMATION SPC-16/65 system comprising 16 bit 960nS processor with 32K words, twin CAELUS Model 303 5 megabyte disc drives, twin WANGCO Model 10 9-track read-after-write tape drives, GENERAL INSTRUMENT Model 500FR fixed disc, REMEX paper tape reader (400 cps) and punch (75 cps), DOCUMENTATION M400L 400 cpm card reader, DATA PRINTER CORP. Model V-132 600 lpm line printer, DATA DYNAMICS Model ASR 390 teletype. Equipment is 5 years old and has been used for evaluation purposes only **£6,750.00**

APPLE Micro computer system comprising APPLE II + processor with colour graphics facility, single floppy disc drive, CENTRONICS Model 101A 165 cps matrix printer, and black and white monitor **£1,500.00**

TELETYPE Model ASR 33 with 20 mA current loop interface. 110 Baud, remote reader control (which may be disabled by insertion of a jumper), paper tape reader/punch and stand (when available). **£295.00**

TELETYPE Model KSR 33. As above, but without paper tape facility. **£175.00**

DATA DYNAMICS Model ASR 390. Mechanically identical to ASR 33 but with addition of 240v operation, motor cut-out feature, reader single stop, stand and silencing cover. RS 232 interface. With low hours and in immaculate condition. **£375.00**

DATA DYNAMICS Model ASR 390. As above but BRAND NEW in original cartons, etc. One only **£475.00**

DATA DYNAMICS Model KSR 390. As above, but without tape reader and punch. RS 232/V24. 110 Baud. **£175.00**

DI/AN Model 9030. Desk-top terminal similar to DEC writer LA36. Upper/lower case matrix printer, up to 300 Baud. Features switchable Baud rate, parity, keyboard and duplex options. **£375.00**

G.E. TERMINET terminal. Compact KSR unit operating at 10, 20 and 30 cps and with correspondence quality upper/lower case. All ASCII control etc. RS 232. (RO version also available at £275.00). **£350.00**

TEXAS SILENT 700 terminal. 30 cps dot matrix terminal using thermal paper. With 20 mA current loop interface. **£395.00**

IBM 735 SELECTRIC terminal. IBM 'Golfball' typewriter fitted with contacts and solenoids for remote operation. (Also available refurbished at £225.00). **£175.00**

ODHNER accounting machines. These include a standard office SELECTRIC typewriter and are BRAND NEW. Ideal for conversion to terminal use. **£175.00**

ITEL Model 841 word processor. Compact table top machine operating with paper tape and using the IBM Selectric (Golfball) typewriter. With full editing facilities, margin control, etc. **£350.00**

ITEL Model 1051 terminal. Similar to Model 841 but with addition of RS 232 interface. Available in either SELECTRIC or EBCDIC code. **£375.00**

'OLIVETTI Model 328. ASCII coded terminal with tape reader/punch. Producing correspondence quality print-out. Interface is timed for standard 110 Baud operation, but construction of a simple circuit (1 transistor and 3 resistors) is required for 20 mA operation. **£235.00**

DIABLO SERIES 30 DISC DRIVES. These are offered fully refurbished and may be viewed operating on-line at our premises prior to purchase. 2.5 megabyte removable cartridge version is directly compatible with the DEC RK05 drive for PDP/LSI 11. **£650.00**

As above, but with cartridge removable by engineer rather than operator. **£495.00**

VERMONT Model 1004-SE memory drum. **£75.00**

CALCOMP Model T80 Disc Drive. 80 megabyte capacity with all documentation and 3 disc packs. Used for evaluation only. **£750.00**

CDC Disc Drive. Further information awaited, but probably 30 megabytes. BRAND NEW and with trolley if required but WITHOUT heads. **£275.00**

PERTEC Model 6840-9-25 9 track PE and NRZI tape drives usually available from stock. **£475.00**

CYPHER 7 track NRZI tape drive. **£225.00**

R.D.L. Model MTD 10.510 tape drive. 7-track, NRZI, 4 to 50 ips. BRAND NEW in original carton, etc. **£375.00**

PERTEC Model 4311 Key to 9-track magtape encoder. 800 bpi. Portable unit **£195.00**

TREND Model PTS incorporating TREND Model HSR350 350 cps optical reader and GNT Model 34 punch. Compact unit complete with all power supplies suitable for desk top use or rack mounting. **£375.00**

TREND Model HSR350. 350 cps optical reader with TTL interface. **£225.00**

CDC Model CP CL 892 300 lpm line printer **£250.00**

POTTER Model LP-3000 High Speed (300 lpm) line printer **£400.00**

BCL Matrix printer. 120 cps with dual tractors and long platen (in excess of 300 col.). Unused. **£550.00**

RENA Model 431 matrix printer. **£225.00**

STELLAVOX Model SP-7 portable stereo tape recorder. With accessories incl. power supply, NiCd batteries and ABR large reels adapter. **£1,200.00**

Please note:

- * VAT and carriage extra all items.
- * Visitors welcome, but by appointment please.
- * We are keen to bid competitively for all good used equipment.

COMPUTER APPRECIATION 86 High Street, Bletchingley, Surrey 0883 (Godstone) 843221

NEW PRICES ON MEMORIES

2102L-450ns 1K X 1 SRAM	.55
2114-300ns 1K X 4 SRAM	3.51
2114-200ns 1K X 4 SRAM	3.86
4116-200ns 16K X 1 DRAM	4.50
2708-450ns 1K X 8 EPROM	4.39
2716-450ns 2K X 8 EPROM	11.50
Carter ASCII Keyboard	£39.50
AY-5-1013 UART	2.60
2102L X 8 450ns SRAM	3.85
2114 X 8 300ns SRAM	24.45
2114 X 8 200ns SRAM	26.89
4116 X 8 200ns DRAM	31.35

Please add 50p Postage and 15% VAT to all orders.

STRUTT LTD.
(ELECTRONIC COMPONENTS
DISTRIBUTORS)
3C Barley Market Street
Tavistock, Devon PL19 0JF
Tel. Tavistock 0822-5439
Telex 45263

TELECOMMUNICATIONS & PROCESS CONTROL + MICROPROCESSORS = NICOMTECH

Microprocessor Consultants and System designers.

We'd like to solve your problems — however small or large they might be.

NICOMTECH
Tel: (07555) 2066
212 St. Stephen's Road, Saltash
Cornwall PL12 4NL

Catronics GRAND SPRING SALE

10th-29th March

SOME ITEMS HALF PRICE!

TELETEXT DECODERS DRASTICALLY REDUCED!

Ready-built decoders (based on 'Wireless World' design) from £130.00 + VAT. Other decoders available at £145.00 + VAT. Kits from £108.95 + VAT.

MANY, MANY PRICE REDUCTIONS including 15% off CSC Breadboarding Equipment, 10% off all Jaybeam Antennas, 10% to 20% off selected Trio Equipment, 25% off Vero Boards etc., 50% off some discontinued items!

A FEW EXAMPLE BARGAINS

Swan 500 Rx / Tx	£243.00	40W 2m PA kit	£20.00
TR7600 2m	£199.50	TR2200GX 2m	£110.00
TR7200 2m	£160.00	FT1012D Rx / Tx	£550.00
DL304 7 seg LED	£4 for 4	2N4440 Transistor	75p
Dipole Centre Insulators	£2.00	Matrix H Decoder	£48.00
SG402 R.F. Sig. Gen	£61.50	FT227RB 2m	£220.00
CSC PB100	£10.03	TBA120	70p
CSC PB103	£29.30	µL914	£1.40
Snooper Radar Detector	£66.50	2N6084	£11.20
Trio R300	£149.50	74S262	£12.50
6BA6 / EF93, 6GK6	75p each	1/4 wave window clip aerial	£5.00
2513 / CM3021	£7.35	R512 Airband Rx	£143.50
LM3900	73p	BC143	28p ea.
SL6640	£4.50	BCY71	20p ea.
ZTX500	13p	CA3130E	80p
2N3904	17p	2N2906	21p
2N3906	17p	710	42p
		BF224	25p ea.
		LM380	92p
		MLED500	10p
		CFT455C	69p
		IN4148	3p

All prices include VAT except where stated but add carriage: £4.50 Securicon, min, 50p post

DON'T DELAY - ALL ITEMS ARE OFFERED SUBJECT TO AVAILABILITY AND WHILE STOCKS LAST ONLY

Phone or write for complete list: Pay by Barclaycard, Trustcard, Visacard, Access, Eurocard, Master Charge etc. Cash, Cheque: H.P., or the New Catronics Creditcharge Card

CATRONICS LTD. (Dept. 24) COMMUNICATIONS HOUSE
20 WALLINGTON SQUARE
WALLINGTON, SURREY SM6 8RG Phone: 01-669 6700
Mon.-Fri. 9 a.m.-5.30 p.m. Sats. 1 p.m. Closed lunch 12.45-1.45 p.m.

WW - 24 FOR FURTHER DETAILS

TV TUBE REBUILDING

Faircrest Engineering Ltd. manufacture a comprehensive range of equipment for processing all types of picture tubes, colour and mono. Standard or custom built units for established or new businesses. We export world-wide and have an excellent spares service backed by a strong technical team.

Full training courses are individually tailored to customers' requirements.

For full details of our service contact Neil Jupp

FAIRCREST ENGINEERING LTD.

Willis Road, Croydon, CRO2XX.
01-684 1422, 01-689 8741

WW - 054 FOR FURTHER DETAILS

PPM3 A FULL SPECIFICATION PEAK PROGRAMME METER DRIVE CIRCUIT FOR UNBALANCED INPUTS

- ★ Meets IEC268-10A, BS5428-9. Accurate law at and between all PPM marks
- ★ Attack and decay matching allows use with TWIN movements without pairing
- ★ Provides significant economies on mixers, with PPM3s used for the channel meters and PPM2s for the main balanced outputs, as both types will provide identical readings
- ★ Aligned and soak tested seven days on the same equipment as PPM2
- ★ Gold plated edge connector compatible with PPM2
- ★ 24 Volt supply reverse polarity protected
- ★ Two movements may be driven and slugged operation can be added
- ★ Three 20 turn presets for zero, f.s.d. and gain
- ★ Built and aligned or as a kit

High quality Ernest Turner movements 640, 642, 643 and TWIN with flush mounting adaptors and illumination kits from stock, photograph in April advertisement.

PPM2 drive boards for balanced lines; manufactured under licence from the BBC and approved by the IBA, EBU, BPO and broadcasting organisations overseas for critical programme monitoring. Sum and Difference switch board to suit PPM2 or BBC ME12/9 available.

Exhibiting at INTERNATIONAL BROADCASTING CONVENTION, Brighton, Sept. 20-23
SURREY ELECTRONICS, The Forge, Luicks Green, Cranleigh, Surrey GU6 7BG.
Tel. 04866 5997.

BEST SELLERS' BEST BUY

Trader YEARBOOK 1980 PHILIPS

Who makes what? And where can you find them? The Trader Year Book tells you. It's the essential guide to buying and selling for busy retailers as well as an invaluable reference work for everyone in the audio/TV/domestic electrical business. Separate sections cover Products, Trade Addresses, Proprietary Names, Wholesalers, Service Agents and Depots, Trade Organisations and Electricity Board Offices. There's lots of technical and legal information too. In short, a book that's good for trade.

ELECTRICAL AND ELECTRONIC TRADER YEAR BOOK 1980/1

MAIL THIS COUPON NOW.

To IPC Electrical-Electronic Press Limited, General Sales Department, Room CP34, Dorset House, Stamford Street, London SE1 9LU.

Please send me..... copies of the Electrical and Electronic Trader Year Book 1980/81. I enclose cheque/p.o. number to the value of (£6.50 per copy inclusive). Cheques made payable to IPC Business Press Ltd

Name _____

Address _____

Company registered in England. Registered address Dorset House, Stamford Street, SE1 9LU. Registered number 677128

ww


Electronic Brokers

No.1 in Second User Minis & Peripherals



ASR 33 Teletype

Input/Output terminal incorporating paper tape punch and reader. 64 ASCII upper case character set, 110 baud operation, even parity keyboard, choice of RS232 or 20 mA interface. **NOW ONLY £595.00.**
Options: ICL-type keyboard **£50.00**, 8th level marking **£25.00**, remote reader control **£50.00**, reader step **£20.00**, Auto reader **£25.00**, pedestal **£30.00**



CENTRONICS 101A

Heavy duty Matrix Printer with 64 ASCII upper case character set, 165 cps operation, 132 print positions with adjustable tractor feed, 7x9 dot matrix, parallel input **£750.00.**



GE TERMINET 1200 RO

High-Speed typewriter-quality Impact Printer with switch-selectable print speeds of 30, 60 and 120 cps 80 print positions with adjustable pin-feed paper tractor. Full upper and lower case ASCII character set. Current loop (20mA) Interface **NOW ONLY £495.00.** (optional extra — parity card **£50.00**)

HARD COPY . . . TOP QUALITY . . . LOW COST



HAZELTINE THERMAL PRINTER

80 column 30cps Receive-only printer with parallel TTL input. Ideal hard copy attachment for Hazeltine 2000 VDU users. **£395.00**



TERMI PRINTER 7075 RO

Typewriter quality output printer providing full upper and lower case character set. Switch-selectable print speeds of 10, 15 & 30 cps. 118-column print line with 12.85" pinfeed platen. RS232 interface. **NOW ONLY £395.00** (optional Extra-Interface cable & connector **£15.00**).



TEXAS INSTRUMENTS 725 KSR

Input/output terminal incorporating twin cassette drive for high-speed transmission. Silent operation at 10, 15 & 30 cps. 64 upper case ASCII character set. RS232 interface **£1375.00**
Also available Texas 725 KSR Portable Terminal with integral acoustic coupler **£625.00**

DEC EQUIPMENT

- KW11P Programmable Clock. **£345.00**
- LA 11-PD Matrix Printer complete with Unibus Controller **£1500.00**
- MF11L 8KW Parity Core including 9-slot system unit. **£975.00**
- MM11DP 16KW core — brand new surplus — only **£875.00**
- MM11LP 8KW Parity Core. **£750.00**

PDP 11/40 Processor with 48KW parity core, KT 11D Memory Management, DL 11 Asynchronous interface and 6ft cabinet. **£5250.00.**

PDP 11/04-MD 9-slot 5 1/4" Processor with 28KW Core and DL11W Interface. **BRAND NEW SURPLUS. £4500.00**

PDP8E Series Modules — large stocks of option modules, add-on core, CPU boards, etc. all at reduced prices.


HEWLETT PACKARD

9830A Programmable Calculator 8K memory, extended I/O Rom, string variables ROM, 4 peripheral interfaces (1 serial, 3 parallel). **PRICE £2750.00**

NEW ASCII KEYBOARDS — NEW LOW PRICES

KB 771 Superb 71-station ASCII Keyboard incorporating separate numeric/cursor control pad and installed in custom-built steel enclosure with textured blue enamel finish. Ideal for the VDU builder. Case dimensions 17 1/4" x 7 1/2" x 3 3/4". Total weight 4kg. **PRICE £89.50**

(mail order total £108.10).



Mail Order Total

- KB756 56-station ASCII Keyboard mounted on P.C.B. £45.00 **£53.48**
 - KB756MF As above, fitted with metal mounting frame for extra rigidity £49.50 **£58.65**
 - KB710 10-key numeric pad, supplied with connecting cable £8.00 **£9.78**
 - KB701 Plastic enclosure for KB756 or KB756MF £12.50 **£15.24**
 - KB702 Steel enclosure for KB756 or KB756MF £18.00 **£23.00**
 - KB2376 Spare ROM Encoder £12.50 **£15.24**
 - KB15P Edge connector for KB756 or KB756MF £3.25 **£4.31**
 - DC-512 DC convertor to allow operation at 5V only (plugs in to P.C.B.) £7.50 **£9.20**
 - DB25S Mating connector for KB771 £4.25 **£5.46**
 - PERK 56-station ASCII Keyboard for PET Complete with PET interface, built-in power supply and steel enclosure £145.00 **£172.50**
- Discounts available for quantities

PRINTERS & TERMINALS

- BALL MIRATEL 9" Monitor with case including space for keyboard **£95.00**
- EMI PM15/3A 15" Monitor. **BRAND NEW SURPLUS £100.00**
- HAZELTINE MODULAR ONE SERIES VDUs**
- Basic Model **£425.00**
- Edit Model **£695.00**
- Lower Case Option **£35.00**
- Printer Port Option **£70.00**
- (Other options available on request)
- NOW AVAILABLE further large stocks of the popular Hazeltine H1000 and H2000 VDUs.**
- H1000 (from) **£225.00**
- H2000 (from) **£395.00**

MISCELLANEOUS

- AMPEX 1" x 3000 Video Tape **£15.00**
- DATA GENERAL NOVA 1210 4K CPU **£795.00**
- DIGITRONICS P135 Paper Tape Punches **£95.00**
- SHUGART SA400 Minifloppy **£195.00**
- SHUGART SA800 8" Floppy **£395.00**
- CLARE KEYBOARD SWITCHES. Special Purchase of top quality Clare SF-Type Reed Switches. **25p each**

49/53 Pancras Road London NW1 2QB Tel: 01-837 7781. Telex 298694

WWW — 101 FOR FURTHER DETAILS

Electronic No.1 in Second User

A.C. VOLTMETERS

BOONTON True R.M.S. Voltmeter 93A	£375
BRUEL AND KJAER Electronic Voltmeter 2409	£225
FLUKE AC/DC Differential Voltmeter 883AB	£975
HEWLETT PACKARD True R.M.S. Voltmeter 3400A	£415
MARCONI INSTRUMENTS Log Voltmeter/Amplifier 7563A	£445
A.C. Voltmeter 400E	£225
A.C. Voltmeter 400F	£195
A.C. Voltmeter 400EL	£225
Valve Voltmeter TF 2600	£175
Valve Voltmeter TF 2604	£250
R.F. Millivoltmeter TF 2603	£525
PHILIPS A.C. Millivoltmeter PM2454B	£299

ANALYSERS


BIOMATION Logic Analyser 1650D	£3600
GENERAL RADIO Vibration Analyser 1911A	£1750
HEWLETT PACKARD Spectrum Analyser 141T c/w 8552A & 8554L	£4350
Logic Analyser 1600A	£1350
MARCONI INSTRUMENTS Wave Analyser TF 2330A	£725
SOLARTRON Frequency Response Analyser 1172	£3900

BRIDGES


A.V.O./B.P.L. Capacitance Bridge CZ154/5	£995
BOONTON VHF 'Q' Meter. 280AP. (210-610 MHz)	£650
Inductance Bridge 63H	£2750
GENERAL RADIO Immittance Bridge 1607A	£750
LCR Bridge (0.05%) 1608A	£1195
MARCONI INSTRUMENTS Universal Bridge TF 1313	£395
'Q' meter TF1245 c/w TF1246 and TF1247	£950
ROHDE AND SCHWARZ Inductance Meter LRT	£475
Capacitance Meter KRT	£475
WAYNE KERR A.C. Testmatic A60	£1500
Universal Bridge B221 (0.1%)	£275

D.V.M.s AND D.M.M.s

DATRON 5½ digit D.V.M. 1051	£995
FLUKE 3½ digit D.M.M. 8022A (New)	£89
3½ digit D.M.M. 8020A	£99
4½ digit D.M.M. 8600A	£285
5½ digit D.M.M. 8800A	£599
5½ digit D.M.M. 8800A-01	£650
5½ digit D.V.M. 8300A	£199
HEWLETT PACKARD 5½ digit D.M.M. 3490A	£550



LEVEL OSCILLATOR W2007



LEVEL METER D2007

SIEMENS

Carrier-Frequency Level Test Set. 6KHz-18.6MHz. W2007 + D2007	£1750
---	-------

PHILIPS

Autoranging D.M.M. PM 2514	£125
3½ digit D.M.M. PM 2522	£175
4 digit D.M.M. PM 2524	£225
Autoranging D.M.M. PM 2527	£400
SCHLUMBERGER 5½ digit D.M.M. A243	£595
Microprocessor D.M.M. 7065	£1150
As above with processor option	£1450
Microprocessor D.M.M. 7055	£975
As above with processor option	£1300

FREQUENCY COUNTERS

ADVANCE 500MHz Counter TC 15 & TC 15 P1	£495
FLUKE 250MHz Multifunction Counter 1911A-01	£380
500MHz Multifunction Counter 1912A	£480
125MHz Multifunction Counter 1925A	£405
Counter Timer 1953A opt. 15 & 16	£850
PHILIPS 1GHz Timer Counter PM 6615	£695
80MHz Universal Counter PM 6611/02	£350
520MHz Univ. Counter/Timer PM6614	£450
80MHz. Freq. Counter PM6664	£305
RACAL 520MHz Freq. Counter 9915	£390



RACAL
Store 4 FM Tape recorder.
4 Track. DC to 20KHz, 7 Speeds,
4 or 14 Channels **£1950**



HEWLETT PACKARD
Network Analyser System.
8407A + 8412A (110MHz) **£2500**

OSCILLOSCOPES

COSSOR 35 MHz Dual Trace CDU 150	£395
HEWLETT PACKARD 75 MHz Dual Trace 1707A	£725
High Sensitivity Single Trace 130C	£250
75MHz Dual Trace 1707B	£925
MARCONI INSTRUMENTS X-Y Display TF 2213/1 c/w Memory Unit TK 2214	£790
PHILIPS 25MHz Dual Trace PM 3212	£625
25MHz Dual Trace PM 3214	£700

S.E. LABS

6 Channel Monitor SM121	£395
TEKTRONIX 200MHz D. Trace Portable 475	£1790
35MHz Dual Trace T932	£550
W. Diff. Plug In	£295
1A6 Plug In	£199

RECORDERS

PHILIPS Single Channel Recorder PM 8110	£225
---	------

49/53 Pancras Road London NW12QB Tel: 01-837 7781. Telex 298694

Unless otherwise stated all equipment offered in the Electronic Brokers advertisement is refurbished and in the case of Test Equipment also calibrated. Test equipment is guaranteed for 12 months; computer peripherals for 3 months.

WW - 145 FOR FURTHER DETAILS


Brokers Test Equipment

**12-Month
Warranty**


**All Second User
Test Equipment
is fully
guaranteed for
12 months unless
otherwise stated.**



HEWLETT PACKARD
1707B Scope. 75MHz Dual Trace and Sweep Delay **£925**



COSSOR
4100 Scope. 75MHz Dual Trace Sweep Delay. (With new C.R.T. Invariably) **£695**



HEWLETT PACKARD
Swept Amplitude Analyser 182T + 8755A 15MHz to 18GHz **£2500**



HEWLETT PACKARD
R.F. Sweeper 8601A 100KHz — 110MHz. Supplied with Marker Generator 8600A **£1500 (Pair)**

- SHANDON SOUTHERN**
6 Channel U/V Recorder 10-650 **£725**
- WATANABE**
6 Channel Chart Recorder MC 641 **£2250**
- YOKOGAWA**
Chart Recorder 3047 **£530**

SIGNAL SOURCES

- HEWLETT PACKARD**
Variable Phase, Sine and Signal Generator 203A **£495**
Oscillator 10Hz-10MHz 651B **£415**
V.H.F. Oscillator 3200B **£400**
Decade Oscillator 4204A **£750**
U.H.F. Signal Generator 612A **£850**
V.H.F. Signal Generator 608F **£450**
R.F. Sweeper 8320A c/w 86220A **£1750**
R.F. Sweeper 8590B c/w. 8698B 8699B and 8694B **£2800**
S.H.F. Signal Generator 618C (Mint cond.) **£1985**

- MARCONI INSTRUMENTS**
A.F. Oscillator TF 2000 **£325**
A.F. Oscillator TF 2100 **£150**
A.M. Signal Generator. TF801D/8S **£550**
L.F. Oscillator TF 2102/1M1 **£195**
U.H.F. Signal Generator TF1060/3 **£650**
Two Tone Source TF 2005R **£295**
H.F. Generator TF 144H/4 **£750**

- PHILIPS**
Function Generator PM 5108 **£250**
Function Generator PM 5127 **£395**
Function Generator PM 5167 **£725**

- TELONIC**
R.F. Sweeper 2003 c/w 3302, 3331, 3341, 3351, 3360, 3370 (1-300MHz) **£1150**

MISCELLANEOUS

- ADVANCE**
Pulse Generator PG 59 (CT 600) **£595**
Off Air Frequency Standard OFS 2B **£150**
- AVO**
Valve Tester VCM 163 **£475**
- BRADLEY**
AC Calibrator 125B **£475**
DC Calibrator 126B **£250**
- BRUEL KJAER**
Sound Level Meter 2203 & Microphone 4145 **£395**
- DATALABS**
Power Line Disturbance Monitor DLO19 **£300**
- FLUKE**
DC Differential Voltmeter 895A **£950**
Meter Calibrator 760A/AF **£2150**
- GENERAL RADIO**
Sound Level Meter 1933 { **£1500**
Cassette Recorder 1935 }

- HEWLETT PACKARD**
Power Meter 432A & 478A **£450**
DC Microvolt-ammeter 425A **£250**
AC/DC Differential Voltmeter 741B **£695**
Vector Impedance Meter 4815A **£1950**
S Parameter Test Set. 8745A **£2750**
Insulation Resistance Meter 4329A **£500**

- LYONS**
Pulse Generator PG 22 **£225**
- MARCONI**
M.F. Attenuator TF 2162 **£135**
A.F. Power Meter TF 893A **£185**
Transmission Test Set TF 2332 **£425**
Transmission Test Set TF 2333 **£600**
P.C.M. Regenerator Test Set 0A 2805A **£2700**
P.C.M. Multiplex Tester TF 2807A **£1500**

- ROHDE AND SCHWARZ**
Stereocoder MSC **£850**

- SIEMENS**
Carrier-Freq. L.M.S. D2021/W2021/G2021 10KHz-25MHz **£1700**
Level Measuring System. D2074/W2074/G2006 **£2600**

- TEKTRONIX**
Pulse Generator 2101 **£420**
Time Mark Generator 184 **£275**
Time Mark Generator 2901 **£395**

- TEXSCAN**
Sweep Generator VS 40 **£650**

- WANDEL & GOLTERMAN**
Level Measuring Set-up. PSM 5. 10KHz-36MHz **£1850**

- PCM Test Set PCM-1 (PCMG-1 & PCME-1) **£1500**
Level Measuring Set-up PSM-4 (OD-4 / PM-4 / PS-4) 200Hz-2MHz **£2200**

- WAVETEK**
Sweep Generator 135 **£275**
Programmable Phase Meter 755 **£550**

POWER SUPPLIES

- ADVANCE**
PMA47. 0-15V @ 3A (Presetable). **£37**
PMA 50. 0-15V @ 5A (Presetable). **£45**
PMA 53. 0-15V @ 10A (Presetable). **£65**
MG 5-60 5V @ 60A (Switching). **£160**
MG 5-20 5V @ 20A (Switching). **£120**
MG 5-10 5V @ 10A (Switching). **£95**
MG24-12 24V @ 12A (Switching). **£130**
MG24-5 24V @ 5A. (Switching). **£95**

**ONLY SMALL SELECTION
OF OUR VAST STOCKS
SHOWN HERE**

BRAND NEW!
TEKTRONIX SCOPES
Model 465B
100MHz Dual Trace
Portable
Quick Delivery
OUR PRICE: **£1395**

BRAND NEW!
FLUKE D.M.M.s
We now stock all the
8000 Series D.M.M.s
Specs. & Prices on request

49/53 Pancras Road London NW1 2QB Tel: 01-837 7781. Telex 298694

Hours of Business 9 a.m. - 5 p.m., Mon - Fri. Closed lunch 1-2 p.m.
Add 15% VAT to ALL PRICES

A copy of our trading conditions is available on request.
Carriage and Packing charge extra on all items unless otherwise stated.

WW - 145 FOR FURTHER DETAILS.

OLIVETTI PRINTER & KEYBOARD type Te 300
with PUNCH & READER. Upper case ASCII with V24 Interface.
240 volt operation.
£125 each

INFRA RED IMAGE CONVERTER type 9606 (CV 144)
1 3/4" diameter. Requires single low current 3KV to 6KV supply.
Individually boxed. With data
£12.50 each P&P 75p
Infra Red Lamps also advertised

STEPPING MOTORS
200 Steps — 20-oz./in. torque. 12/24 volt input 4-wire
£12 each. P&P £1.50

STEPPING MOTORS
200 Steps 20 oz./in. torque. 120 volt operating 3-wire
£4 each. P&P £1.50

RXs 770R Used. Tested **£120**
730/10 Used. Tested **£85.**
Limited quantity only

BC172	5p	BC212B	5p	74C20	25p	2N5449	5p	BC251	5p
BZY884V7	10p	SN76550	5p	74C08	25p	2N3053	15p	BC171A	5p
BZY8813V	10p	IC7451	10p	74C10	20p	TIS92	10p	BFT60	5p
2N3006	5p	MC4001	15p	MC4049	35p	TIS93	10p	4013	30p
1N4305	5p	MC4012	15p	2N3704	8p	BC337	8p		
BZX79C12	10p	MC4020	75p	2N5447	5p	BC327	8p		

REGULATORS—all at 45p each.
MC7B05: 7B12: 7B15: 7912: 7915
MC1496L — **70p**
16 pin DIL Socket **10p**. 14 pin SIL Socket **8p**.
LED type TIL 209 Red with holder **10p each**.
SLOTTED OPT SWITCH supplied with data — normally over £2. OUR PRICE **75p each**.
ROCKER SWITCHES 2 pole c/o — **15p each**.
Spring Action TERMINALS — normally over **30p ea.** OUR PRICE **15p each**.
TOROIDAL TRANSFORMER 0-115V-230V Input. 13.5V-0-13.5V rated BVA output **£1.70 each. P&P 75p**.
Sub-min TRANSFORMER 0-120-240V Input. 12V-0-12V rated 4VA. Output **75p each. P&P 50p**.
L.E.D.s Standard White **12p**; Standard Yellow **15p**; Small White **8p**.

We still have a large quantity of TEST GEAR, OSCILLOSCOPES, SIGNAL GENERATORS, ETC., and they are priced to move. CALLERS WELCOME, or write, or, better still, PHONE for details.

MUST CLEAR LARGE QUANTITY OF PHOTO MULTIPLIERS
all with information. British. Approx. 2" window **£2 each**. British. Approx. 5" window **£3.50 each**. American. Approx. 2" window **£4 each**. Special American version by RCA **£6 each. P&P all photomultipliers £1.50 each.**

709 DIL 14-PIN OPERATIONAL AMPLIFIERS
at **8p each**
100 off 25% discount.

MINIATURE KEYBOARD
Push contacts, marked 0-9 and A-F and 3 optional function keys. **£1.75 each. P&P 65p.**

MAGNETOS
— Brand New, Boxed Ex-Military
Originally for Ministry aircraft, therefore finest quality — very reliable.
Ridiculous **£4.75 each**

STEPPING MOTORS
North American Phillips. 5 volt 3.3 Amp operation. 2 wire PPS 0-200 revs per min 0-250 used. Tested **£16 each. P&P £1.50.**

MUST CLEAR POLARAD SPECTRUM ANALYSER
5" Display. These are supplied with STU 2 plug-in. 1 to 45 GHZ.
£85 each

TRANSISTOR INVERTOR
115V AC 1.7 Amp Input. Switching is at 20KHz. Output windings from Pot Core. Can be rewound to suit own purpose or unit can be broken for host of components. Circuits supplied. **£1.25 each. P&P £2.**

RXs 770R Mk II 940
24V inverter version
SPECIAL GOVT. QUALITY

CONVERT THIS UNIT TO A SUPER BATTERY CHARGER
Attractive green ministry quality case with removable top and bottom plates — heavy duty power switches — high powered resistors to control current — good quality centre mounted amp meter — strip of wing nut terminals on front panel which can be used for connecting leads. ALL THIS FOR **£3.50, P&P £2.** Four Units **£12.** Carriage **£5.**

STEPPING MOTORS
6/12 position with additional where the rotor is coils. Device can be used as a tacho. Diagram supplied. Will actually work on 5 volts, 12/24 recommended.
£1.50 each P&P 75p or 5 for £5 P&P £1.50.

4 DIGIT 7 SEGMENT per digit plus a figure one to the left plus a centre minus sign to the left of the figure one with decimal places between digits. Good brilliance at 1.5V. 15 Connections
Miniature 4.7K PRESET. 10 for **25p ea.** 100 for **£2.**
74100N — **75p each.**
TIS 50 — **10p each** MC 4016 — **25p each**
MONSANTO DISPLAY type MAN101A 0.3" display **£1 each.**

KEYBOARD PAD
Size 3x2 1/2x2 1/2" high with 12 Alma Reed Switches. Blue keys marked in green 0-9 and a star with one blank.
£4 each, P&P £1. or 5 for **£15 P&P £2.**

TANTALUM BEAD CAPACITORS. 4.7uf 25V. 10 off **£1;** 100 off **£7.50.**
TEXAS Low Profile 40pin IC Sockets **45p ea.**
SMALL TRANSFORMER. 240V input. Output 2 windings 12V and 24V 1 amp. **£2 each. SO SIMPLE SO SAFE.**
Fit a push button **CIRCUIT BREAKER** Small, compact. 3 ratings 0.8, 1.8 and 10Amp. State which one when ordering. **75p each.**
AMP METER 2 1/2" dia. Scaled 0-60. Basic 75MV FSD. Complete with external 60Amp Shunt. **£2.50 ea. P&P £1.50.**

DIODES
All new full spec. devices. IN3063 BAX 13 IN4148, IS44. 100 off **£1.50** — 1,000 off **£10.**

BLUE THERMAL PAPER
430ft roll 8 1/2" wide
£2 per roll. P&P £1.75

VARIACS Ex-Equipment Good condition 8 Amps **£25 ea.**
20 AMPS **£35 ea.**
Some 3 phase available. Please enquire

CRYSTALS
19.2KHZ FLAT METAL CASE — **50p each.**
10 MHZ B7G **50p each.**

LOUD HAILERS
Transistorised hand-held, no leads, standard internal batteries supplied
Howl switch **£20 each. P&P £2**

TRANSFORMERS — Standard Mains input:
Secondary outputs:
6KV 0.125A **£15 ea.**
3KV 50MA **£8 ea.**
18KV 30MA **£60.**
22.5KV 110MA **£50 ea.**
60KV 0.0273 **£150.** 12KV 30MA **£20.**
MULTI PURPOSE MAINS TRANSFORMER 4 windings each winding 0-10-10-10-125 at 4BA **£15 ea.**
425V 50HZ 2 Wire input. Output 8 5KV 2.55KVA. Could be run on 240V at 1/2 rating **£15 ea.**
STEP DOWN ISOLATING TRANSFORMER input 220. 250V 50HZ Output 115V 1.8KVA BRAND NEW. These are very conservatively rated **£20 ea.**
CAPACITORS
2mfid 5KV **£4 ea.** 0.5 mfd 10KV **£4 ea.**
0.5 mfd 5KV **£4 ea.** 8 mfd 2.5KV **£4 ea.**
CARRIAGE on these units will be charged at cost

INFRA RED QUARTZ LAMPS. 230V 620 Watts. Size 1 3/8" x 1/2" dia **£1.50.**
BRIDGE RECTIFIER. 2 Amp **50p ea.**
PHOTODIODE DETECTOR 4" fly leads. **25p ea.**
AMPHENOL. 17-way chassis mount edge connectors 0.1 spacing **15p ea.**
I.E.C. Standard MAINS LEAD. Moulded (3 vertical flat pins centre offset) **60p ea.**
FANS. 115V 13 Watts. Size 3/4 x 3/4 x 1 1/2" BRAND NEW **£4.50 ea.** Secondhand **£2.50 ea.**

Miniature **MOTORS** 12V with geared wheel (8 teeth 3/16" dia) Size 1 1/2" x 1/2" dia. New **30p ea.**
MOTOR 12V DC with pulley and integral semi-conductor. Speed Control. New **£1 ea.**
LEDEX ROTARY SOLENOIDS. 115V DC. No switch assembly. **15p ea.**
DIAMOND H CONTROLS ROTARY SWITCH. Single pole 10-way Printed Circuit Mount. New **10p ea.**
DELAY LINE. 50 nanoseconds. 3 connections, ground-in-out. Size 2 x 7/16 x 1 1/8". New **25p ea.**
PULSE TRANSFORMER. Sub min. Size 1/2 x 5/16 x 1/4". Secondary centre tapped. New **20p ea.**
MOTOR by Inland Motor Corp. DC High Torque. Reversible. Usable torque at 5V. Max voltage 24V **£2.50 ea. P&P £2.**
REMO TV TYPE MULTIPLIER. Two high voltage outputs and focus. **£1 each.**
DON'T TAKE CHANCES. Use the proper EHT CABLE **10p per metre or £7.50 per 100 metre/drum. P&P £2.**
MOTOR by Eastern Air Devices Inc. 125V reversible with toothed shaft (10 teeth 1/4" dia). Size 2 1/4 x 2 1/4" dia **75p ea. P&P £1.**
PHOTOGRAPHIC LAMPS. Pearl 230V 500 watt. Screw cap **75p ea.** Box of 12 **£5.50. P&P £1.50.**
SPEAKERS 2 1/2" 50 ohm 0.2W. New **40p each.**
RAPID DISCHARGE capacitors 8mfid 4KV **£5 each. P&P £2.**
MYSTERY IC PACK. Some 40 pin — good mixture — all new devices **25 ICs for £1. P&P 50p.** You find out what they are and we will buy the information from you.
VACUUM PUMPS — TRAPS. ETC. Send for list
COUPLING CAPACITORS. 0.05mfid 10V 0.01mfid 0.1mfid 50V. 0.047mfid 250V. All values 100 for **£1.**
E.H.T. CAPACITOR 600pf BKV **20p each.**
10-way MULTI COLOUR RIBBON CABLE. New **40p per metre. 10 metres for £3.**
GEC UHF 4-button tuner **£1.50 each.**
CENTAUR 115V FANS 4 1/2" x 4" x 1 1/2" **£4.50 ea.**
EX-USED equipment tested. **60p each.**
POTTER & BRUMFIELD TIMER RELAY. 115V AC. Heavy duty. 7 pole c/s with 2 second delay. Charge R & C for different timing **50p each.**
BIG INCH Motor 110V AC 3 rpm 50 cycle. Very small **50p each.**
CONTACTORS Heavy Duty 24V DC 5 make **£1 each.**
GEC UHF VHF 6-button tuner **£2 each. P&P £1.**
SLIDER CONTROL. 500W. Log Single track. Complete with knob. Length 3 1/2" **25p each.**
RANCO 250V 18A THERMOSTATS with Control knobs calibrated 50-200 degree C **£2.50 each.**
SOLID STATE UHF TUNERS. 30 acs **£1 each.**
BRAND REX blue wire wraps. 30 metres for **£1.** P&P 25p

5in **SOLID RUBBER RINGS** (1" dia. rubber). Keep the kids (or dog) happy **4 for £1. P&P £1.50.**
TRANSFORMERS
AUTO 240V input 115V 1 Amp output **£1.25 each. P&P £1.25.**
240V input. Soc. 6V 1.68A Size 2 1/2 x 2 x 2". Good quality **£1.50 ea. P&P £1.**
240V input. Soc. 12V 0.92. Size 2 1/2 x 2 x 2". Good quality. **£1.50 each. P&P £1.**
240V input 12V 100MA. Size 60 x 40 x 42mm **50p each.**
240V input. Soc. 12-0-12V 50MA. Size 53 x 45 x 40mm. **£1 ea.**
115V input. Soc. 5V 250MA. Size 1 1/2 x 1 1/2 x 1 1/2". **2 for 50p.**
INTEGRATED CIRCUITS
74H74 **5p** 74H51 **7p** 75325 **£1**
7451 **5p** 74538 **10p** SN15862 **4p**
7402 **12p** 74502 **12p** 7417 **14p**
7476 **20p** 74154 **70p** 7441 **40p**
7495 **35p** 74C02 **16p** 74C86 **50p**
74122 **12p** 74C04 **18p** 74C161 **24p**
74C00 **17p** 74C74 **18p**
MOTOROLA DUAL in Line 6 pin Opto Coupler **30p each.** Gold plate tester version **50p each.**
EPROMS 2708 **£5.50 each.**
TELEPHONES 706 style black or grey **£5.50 each.** 746 style black or grey **£7.50 each.** Older style black **£2.50 each.** P&P **£1.50** per telephone.
HONEYWELL humidity controllers **50p each.**
THRISTOR TIMER. Solid State. 15 secs adjustable (reset) in plastic relay case. Standard 7-pin base. Series delay **50p each.**
MINIATURE PC MOUNT SLIDE SWITCH. Single pole 3-way **10p each.**
VARIACS. 2 amp Standard 240 Volts **£10 each. P&P £2.**
ELECTROSTATIC VOLT METERS. 7.5KV **£8 each. P&P £1.50.** Other ranges available. Please enquire.
TRIMMERS. Sub min. 0.25 to 1.25pt. 1 to 4 5pt. 7 to 45pt. All at **6p each.**
CROWN replacement MOTOR for IBM GOLFBALL TYPEWRITER 115Volt 50HZ 1350 rpm. **£4.50 ea. P&P £2.**
SMITHS incapsulated transistorised AUDIBLE WARNING DEVICES 4V-12V. Can be driven from TTL **55p each.**

MINIMUM ORDER **£3 VALUE OF GOODS.** MINIMUM P&P **£1** — where P&P not stated please use own discretion — excess refunded. CARRIAGE ALL UNITS **£5 P&P** or CARRIAGE and VAT at 15% on total MUST BE ADDED TO ALL ORDERS
CALLERS VERY WELCOME STRICTLY BETWEEN 9am-1pm and 2-5pm Monday to Saturday inc.
BARCLAYCARD (VISA) and ACCESS taken. Official orders welcome.

CHILMEAD LTD
NORWOOD ROAD, READING TELEPHONE NO. READING 669656
(2nd turning left past Reading Technical College in King's Road then first right — look on right for door with "Spoked Wheel")

SOUTHEAST ENGLAND'S ELECTRONICS CENTRE



OLIVETTI TE318

ONLY £130 + CARR + VAT

The cheapest way to I/O to your computer, 80 column high quality printer, friction feed, serial ASCII in and out, RS232 feather light keyboard, and inbuilt 8 bit paper tape punch and reader. Supplied in good condition with interface data and accessories but untested, unguaranteed. What more could you ask for.
1" Paper tape 75p per roll + pp 40p.
HURRY WHILE STOCKS LAST.

DYNAMIC RAM SCOOP!

INTEL 1103A 18 pin DIL 150 ns IK Rams guaranteed full spec. complete with data.
8 for £2.99 16 for £4.99
32 for £8.50 64 for £13.99
18 pin DIL sockets 8 for £1.60

VENTEK WORD PROCESSOR VDU TERMINALS

Still a few available. The VDU with the GREEN screen. Made by the VENTEK Co. with the following spec: 12" monitor, 24 lines x 80 characters, upper and lower case with descenders, 85 + keyboard, auto repeat, ASCII, RS232 interface, adjustable baud rates, full cursor control, edit function, character(s) flash etc., etc. Latest technology used, mostly 74LS with dynamic rams.
Supplied in 2 grades
Grade 1 Complete tested and working £275.00 + VAT
Grade 2 Condition as seen or described £225.00 + VAT
Carriage Extra
Although Grade 1 sold tested and working no guarantee offered. Anyone with circuits/manuals please contact us.

HY GRADE SMOOTHING CAPS

MULLARD PLESSEY MALLORY SPRAGUE
1500mf 100v 60p* 3300mf 40v 50p
3300mf 63v 70p* 1mf 600v MYLAR 28p
10,000mf 15v E1† 22,000mf 16v E1 10†
100mf 250v 45p 2100mf 200v E2 50†
*Ex equipment tested †P.P. 40p

SEMICONDUCTOR 'GRAB BAGS'

Amazing value mixed semiconductors, include transistors, digital, linear I.C.'s, triacs, diodes, bridge recs. etc. etc. All devices guaranteed brand new, full spec. with manufacturers markings, fully guaranteed.
50 + BAG £2.95 100 + BAGS £5.15

MUFFIN FANS

Keep your equipment Cool and Reliable with our tested ex equipment 'Muffin Fans' almost silent running and easily mounted. Available in two voltages. 110 V.A.C. £5.05 + pp 65p OR 240v A.C. £6.15 + pp 65p DIMENSIONS 4 1/2" x 4 1/2" x 1 1/2"

ELECTRONIC COMPONENTS & EQUIPMENT **66% DISCOUNT**

Due to our massive bulk purchasing programme which enables us to bring you the best possible bargains, we have thousands of I.C.'s Transistors, Relays, Cap's., P.C.B.'s, Sub-assemblies, Switches, etc. etc. surplus to our requirements. Because we don't have sufficient stocks of any one item to include in our ads., we are packing all these items into the "BARGAIN PARCEL OF A LIFETIME". Thousands of components at giveaway prices! Guaranteed to be worth at least 3 times what you pay plus we always include something from our ads for unbeatable value!! Sold by weight

2.5kls £ 4.75 + pp £1.25 5kls £ 6.75 + pp £1.80
10kls £11.75 + pp £2.25 20 kls £19.99 + pp £4.75

ISOLATED 240v 4 AMP & 10 AMP SOLID STATE RELAYS

Interface your MPU etc. with the outside world made by the famous "Astralix" Co. They consist of a miniature plastic module with mounting holes containing a reed relay for isolation, choke and triac. 12-20 volts D.C. at a few milliamps enable on/off control of A.C. loads up to 10 amps! The 10 amp version should be mounted on a heatsink. 100's of uses including power control, lighting, etc. etc.
Dimensions: 4 amp, 1 1/2" x 1 1/2" x 1 1/2" 10 amp, 1 1/2" x 1 1/2" x 1 1/2"
4 amp £1.45 10 amp £2.10 complete with circuit

IBM SELECTRIC I/O GOLFBALL TYPEWRITERS

Ideal for word processor applications, will accept a host of different typefaces for all correspondence uses. Supplied in good working order. After seeing the printer only version advertised at over £900.00 we must be asking only £295.00 + carr. & VAT. Why pay a fortune? Even if your computer fails you still have a first class typewriter at your disposal!
ACULAB interface unit for PET, TRS80, SORCERER £165.00 + VAT.

OPTO SMASH!

TIL 302/MAN 7 7 segment LED readout common anode direct drive (via resistors) from 7447 £1.10 each
TIL 119/OC72 Darlington opto isolator 3 for £1.00
TIL305 0.3" 7 x 5 matrix LED alphanumeric readouts £3.75 each.
PHOTO TRANSISTOR Fairchild FPT-100 NPN silicon 30v 25ma. 4 for £1.00.

DISPLAY I.C. AND TRANSISTOR BARGAINS NEVER CHEAPER

All I.C.'s and Transistors by well known manufacturers and fully guaranteed. No fall outs. Comprehensive data on I.C.'s 15p per type.
2N4351 N channel MOS FET
2N4352 P channel MOS FET
60p each £1.00 per pair
HIGH VOLTAGE NPN POWER SWITCHING transistors BVcbo 600v BVceo 500v BVVbe 1v Ic 5amps Pc 125 watts HFE 60 typ ft 2.5 mhz ideal invertors, etc. TO3 £1.60 each 4 for £5.40
BF258 NPN 250v @ 200ma 45p each 3 for £1.08
I.R. BSB01 2.5 amp 100v bridge rec. P.C. mount long leads 35p each 4 for £1.08
IN4998 4 amp 100v P.C. mount diodes long leads 14p each 10 for £1.10
LM309K + 5v 1.2 amp regulator £1.10 each 6 for £5.35
AGFA C10 computer tape cassettes complete with library cases 68p each, 10 for £5.50
IN4004 SD4 1 amp 400v diodes 7p each 18 for £1.00
I.R. 12 amp BRIDGE RECS. 400 volt £1.25 each
POWER DARLINGTON SCOOP!
MJ1000 NPN 60v 30w 8 amps TO3 95p each
2N6385 NPN 80v 100w 10 amps TO3 £1.25 each
MJ4030 NPN 60v 150w 16 amps TO3 £2.25 each

DECADE 0.9 THUMBWHEEL SWITCHES.

Stackable, gold plated contacts, dim. 33 x 43 x 8 mm. 90p each, 10 for £5.50
Miniature Continental Series 12VDC 4c/o plug in relays £1.30 each
Greenpar 50Ω BNC Chass. socket single hole fixing 65p
C90 Audio Cassettes screw type construction 45p each 3 for £1.00
Bulbs 24v 14 watt white frosted S.B.C. 8 for £1.00
Bulbs 12v 100 watt clear, base similar S.B.C. 45p each.
S.B.C. Bulb Holders All steel cad. plated panel mount easily fixed via nut and round hole, ideal disco displays, scoreboards, etc. 4 for £1.10
VMOS VMPI Silicon TO3 power FET 0-60v, DC-200 mhz will drive direct from CMOS etc. £1.50 each, full date 30p
Heavy Duty Flat Insulated Earth Braid 100-200 amp braided tinned copper in heavy clear PVC sheath 50p per metre. £6 for 15 metres + PP £1 per 15 metres
BULGIN miniature 6 way male chassis mount socket and matching free plug 60p each, 2 for £1.10
Red L.E.D.'s full spec. 0.2 14p each 10 for £1.25
Red L.E.D.'s 0.125 10p each 10 for 80p
Dynamic Stick Mics 600Ω with built in on/off switch complete with lead and min. jack plug £1.15 each 10 for £10.00
TO5 HEATSINKS "Thermaloy" black anodised press on aluminium finned type 18p each. 8 for £1.00

BURROUGHS SELF SCAN DISPLAYS

A masterpiece of electronic engineering. This unit could be described as a miniature VDU. Module consists of an 18 digit display area, mounting bezel, on board character generator and decoder driver circuitry, all measuring only 8.5" x 2.25" x 1.34". By inputting a 6 bit ASCII T.T.L. code 18 GIANT 0.4" full alpha numeric characters may be displayed simultaneously, addition of external logic enables the unit to scroll along just like a newscaster. Internal 64 character repertoire, or external inputs for special characters are provided. Power requirements +5v, -12, and 250v.
Supplied brand new, complete with data **£55.00 + £1.25pp.**

BARGAINS GALORE!

In our walk round Warehouse
NOW open Monday to Saturday 9.30-5.30

FREQUENCY	CASE	PRICE
100 0KHZ	HC6-U	£2.85
1.00 MHZ	HC6-U	£2.95
2.00 MHZ	HC6-U	£2.35
2.50 MHZ	HC6-U	£2.25
5.00 MHZ	HC18-U	£2.25
8.00 MHZ	HC18-U	£2.25
10.00 MHZ	HC6-U	£2.25
11.20 MHZ	HC18-U	£2.50
20.00 MHZ	HC18-U	£1.75
33.339 MHZ	HC18-U	£2.80
UART Xta 38.40 KHZ		
SAE for latest XTAL stock list		

2.5kls £ 4.75 + pp £1.25 5kls £ 6.75 + pp £1.80
10kls £11.75 + pp £2.25 20 kls £19.99 + pp £4.75

ELECTRONICS

Dept. WW, 64-66 Mefford Rd., Thornton Heath, Surrey. MAIL ORDER Telephone 01-659 7702 or 01-689 6800 INFORMATION

Unless otherwise stated all prices inclusive of VAT. Cash with order. Minimum order value £2.00. Prices and Postage quoted for UK only. Where post and packing not indicated please add 40p per order. Bona Fide account orders minimum £10.00. Export and trade enquiries welcome. Orders despatched same day where possible. Access and Barclaycard Visa welcome

In stock now test equipment, microprocessors, teletypes, transformers, power supplies, scopes, sig gen's, motors, peripheral equipment, I.C.'s, tools, components, variacs, keyboards, transistors, microswitches, V D U's sub assemblies + thousands of other stock lines. Just a mere fraction of our vast range, is displayed below 100's of bargains for callers

SUPER 77 KEY KEYBOARD KIT

We've done it again! We've purchased a large quantity of C/PCLARE top quality keyboard reed switches plus full QWERTY keytop sets and thrown in a PCB to enable you to customise the keys just as YOU want them, just add and wire an encoder chip and you can arrange ASCII, BAUDOT, anything! Adding up to a quality keyboard which would normally cost around £100.00. Supplied with layout and assembly info for only **£26.99 + £1.50pp.**

HOW TO GET HERE

Victoria, London Bridge or Holborn Viaduct to Thornton Heath. 1 minute from Thornton Heath Station.

POWER SUPPLY UNITS

5 VOLT 2.5/8 AMP TTL Made for TTL this compact ex computer systems unit features a 10 amp transformer. DC outputs of 5 volts @ 2.5 amps and 7.5 volts @ 5 amps are available. The 5v output is fully regulated and smoothed with electronic current limiting. May be easily moded for 5 volts @ 7.8 amps. Sold complete with circuit, believed working but untested. **£8.25 + £1.60pp.**

5 VOLT 5 AMP An extremely compact unit measuring only 125 x 175 x 83 mm, almost fully enclosed with terminal type connections. Features such as adjustable volts and current limit make it ideal for an MPU system. Sold as new. **£14.99 + £1.60pp.**

" + " & " - " 12.15v @ 250 ma. ITT Powercard. Measuring only 140 x 80 x 40 mm, this precision totally enclosed PSU should meet all your memory and negative rail requirements. Individual pots allow independent adjustment of both the plus and minus supply rails. Supplied BRAND NEW with circuit and edge connector at only **£12.75 + £1.00pp.**

KEYBOARDS

★ 76 KEY ASCII CASED ★

At last a coded 75 key ASCII keyboard at the right price. Housed in an attractive light grey case, this unit was originally made for ICL for use in airport reservation systems so only the BEST parts were used. It has everything, we think, to meet your most exacting requirements, numeric keypad, upper and lower case, cursor controls, single 5 volt rail, serial and parallel data outputs, plus eight LEDs mounted on the case. Supplied with circuits, believed brand new, but may have minor scratches on cases.

Only **£43.50 + £1.60pp**

★ LOW PRICE CHASSIS ★



A special bulk purchase enables us to offer the above keyboard at a lowest ever price. 49 coded keys encoded into a direct TTL compatible 7 bit output. Features such as delayed strobe, 5 volt D.C. single rail operation and rollover protection make this an absolute must for the MPU constructor! Supplied complete with connection diagram and edge connector, at a secondhand

no time to test **£20.00 + P.P. £1.60**

price of only **£27.50 + P.P. £1.85**
SUPER CASED VERSION Same as above spec. but housed in attractive two tone moulded, free standing case. Unit also includes an all TTL parallel to serial converter (no details) etc.

TOROIDAL TRANSFORMERS

HP 240v pri. sec. 2 x 30v @ 4 amps 2 x 18v @ 1 amp £11.00 + p.p. £1.95 dimensions 4 1/2" x 2 1/2"
PR 240v pri. sec. 15.0 15 @ 2 amps dimensions 3 x 2 1/2" £4.95 + p.p. 99p
TM 240v 110v pri. sec. 15.0 15 8VA dimensions 2 1/2" x 1" £1.95 + p.p. 30p
All voltages measured off load.

HIGH EFFICIENCY SMITHS RADIAL BLOWERS

Are your hot parts sweating? Then keep them cool with our high efficiency radial snail type blowers. Made by Smiths, designed for continuous use in expensive electronic equipment very powerful and quiet, gives massive air flow to prolong component life and reliability. Easily mounted, air aperture 2 1/2" x 3". Ideal linears etc.
Please state 240v or 110v operation 50hz only.

BRAND NEW
£4.55
P.P. £1.60

LEETRONEX

LEEDS ELECTRONICS EXHIBITION

1st, 2nd, 3rd, July 1980.
Tues, Wed, Thurs
Daily 10am to 6pm

WRITE FOR
YOUR FREE
CATALOGUE

Department of
Electrical & Electronic Engineering
University of Leeds.



MONEY SAVING BARGAIN
EX-STOCK FROM US
J.V.C. BELT DRIVEN
TURNTABLE
WITH STEREO MAGNETIC
AUDIO TECHNICA
CARTRIDGE



LIST PRICE OVER £50
J.V.C. turntable supplied complete with an Audio Technica AT10 stereo magnetic cartridge.
★ 'S' shaped tone arm. Belt driven.
★ Full-size 12" platter.
★ Calibrated counter balance weight (0.3 grms.).
★ Anti-skate (bias) device.
★ Size 12 3/4" x 15 3/4".
★ Modern design.

AT ONLY
LIMITED STOCKS £25.99
PLUS VAT £3.89 Post £2 50


GEC HIGH QUALITY STEREO
10 + 10 watt AMPLIFIER
WITH AM/FM STEREO TUNER
IDEAL FOR THE HOME

A cancelled export order brings you this offer from the world-famous firm of G.E.C.

AM/FM stereo Tuner Amplifier
Ready built. Tuner/pre-amp. board and separate power supply/power amp. board
Rotary Controls: Tuning, on/off volume, balance, treble, bass. Stereo Beacon indicator.
Push-button Controls: Mono. Tape. Disc. A.F.C.
F.M. (VHF) LW. MW. SW.
WIRING DIAGRAM SUPPLIED

Power Output: 7 watts RMS per channel, at better than 2% THD into 8 ohms. 10 watts speech and music.
Frequency Response: 60Hz-20KHz within ± 3dB.
Tape Sensitivity: Output - typically 150 mv. Input - 300 mv for rated output.
Disc Sensitivity: 100 mv (ceramic cartridge)
Radio: FM (VHF) 87.5MHz-108MHz.
Long Wave 145KHz-265KHz
Medium Wave 520KHz-1620KHz.
Short Wave 5.8KHz-16MHz.
Size: Tuner - 2 1/4in. x 15in. x 7 1/2in. Power Amp - 2in. x 7 1/2in. x 4 1/2in.

LOW PRICE OFFER



Limited stocks
Superb Value
Don't delay
order one today


ON/OFF BALANCE. TREBLE. BASS. MONO TAPE Phono AFC FM LW MW SW Tuning. Volume

Fully Guaranteed Ex-Stock

SUITABLE SPEAKERS IN CABINETS PAIR £19.95
INC. VAT
POST £2.50 Pair

ONLY £19.95
+ VAT £2.99
CARRIAGE £2.50

CAR STEREO CASSETTE MECHANISM made for MOTOROLA



★ Front loading 12-volt transistorised
★ Speed and voltage control
★ Ex-equipment tested - guaranteed

★ Limited stocks
★ Uses standard C60 cassettes
ONLY £7.50
INC. VAT
POST 80p



HENRY'S
Phone (01) 723 1008/9
404 Edgware Road, London W2, England I.E.D.



PRO M25 Professional capacitor boom-arm microphone by Eagle.
A graceful 60 cm boom-arm capacitor studio microphone using a cardioid capsule. A high standard of finish for in-vision use and yet robust enough to withstand long periods between maintenance. Supplied complete with 1 red and 1 black windshield and 6 metres of twin screened cable terminating at the microphone end in an XLR connector.
Impedance: 600 ohms (floating). Response: 20-18,000 Hz. Sensitivity: -70 dBV.
Cable: 6 metres two conductor shielded. Connector: XLR 3-11C. Battery type: HP7.

LIST PRICE £37.40
OUR PRICE £19.95
inc VAT
POST £1.50

Program yourself with the latest facts on management techniques

That is, in effect, what happens when you subscribe to Data Processing. It is the only journal concentrating on the problems and concerns of running a data processing department — and running it with the maximum of efficiency and cost-effectiveness. Subjects to be covered in the coming year include:

- Security of computer files and programmes
- The latest paper-handling equipment
- The computer-room environment
- Software Services
- Filing and furniture
- Hardware and maintenance

There is an important bonus, too. Data Processing brings you the news of events and new-product developments much more fully than other computer journals — with the big difference that the products are selected, reported and reviewed from the standpoint of the D.P. Manager... in the context of how they can be applied to help you.

Post this coupon — with your cheque — today.

To IPC Electrical-Electronic Press Ltd., 79-80 Blackfriars Rd., London SE1 8HB.

Please send me Data Processing for a year (ten issues). I enclose Cheque P.O. for £15* (incl. post and packing).

Name.....

Address.....

*Cheques, etc., should be made payable to IPC Business Press Ltd.



data processing

FREQUENCY COUNTERS—OFF / AIR RECEIVERS

250MHz
801 B
£250
Crystal oven
3 parts 10"



401A	50MHz 6 Digit	£150
801B/M	250MHz 8 Digit	£250
901M	520MHz 8 Digit	£325
1001M	1-2GHz 8 Digit	£550

20 models available including LED versions




RCS ELECTRONICS
WOLSEY ROAD
ASHFORD, MIDDX.
Phone 53661

WW 144—FOR FURTHER DETAILS

HIGH PERFORMANCE BUT LOW COST—AUDIO SIGNAL GENERATORS SINE/SQUARE WAVE

Model 146-9. Distortion .0015% (at 1 KHz). Range 10Hz-100KHz. Output 1v RMS (600 ohms).

Prices:
Assembled, battery model £36 (+ UK Tax £5.40)
Kit of Parts £31 (+ UK Tax £4.65)
Main version, Assembled £46 (+ UK Tax £6.90)
UK P/P £2. Overseas from £5.50.



Model AD113
Distortion .02% (1 KHz) otherwise as 146-9.
Battery version £29.50 (+ UK Tax £4.40)
Main version £36.00 (+ UK Tax £5.40)
Kit, battery £23.00 (+ UK Tax £3.45)
P/P £1.50.

TELERRADIO ELECTRONICS

325 Fore Street, Edmonton, London, N9 0PE Tel: 807 3719


Also available: R.F. Sig. Gen. P.S.U. T.H.D. Analyser, Frequency Meter, MVMF Function (Sweep) Generators. SAE for full lists (190)

WW — 149 FOR FURTHER DETAILS

EPROM PROGRAMMERS

WHY BE EXTRAVAGANT

We offer new and economic solutions for use in:



PRODUCTION
INSPECTION
DEVELOPMENT
FIELD SUPPORT

4k to 32k EPROMS
Displays errors and contents
Self-tests

MODELS INCLUDE: GANGED-P20 & P30, SINGLE-P35, SIMULATOR-S50

ELAN DIGITAL SYSTEMS LTD.

16-20 KELVIN WAY, CRAWLEY, WEST SUSSEX RH10 2TS
Telephone: CRAWLEY (0293) 510448/9

DISTRIBUTORS PLEASE ENQUIRE

WW 143—FOR FURTHER DETAILS



UNITED NATIONS

*Invites applications for the
following positions at
New York Headquarters*

1. CHIEF, TECHNICAL SERVICES SECTION (P-5)

Supervises and specifies arrangements for the installation, operation and maintenance of equipment associated with the United Nations conference servicing and radio and television programming operations. This includes a wide range of broadcast standard audio and video equipment, simultaneous interpretation installations and electronic voting equipment.

Responsibilities include directing the work of some 100 personnel, design of and supervision of construction of equipment, advising other divisions on technical matters and preparation of budgets.

Should have advanced university degree in relevant engineering discipline, good electronic knowledge, computer experience and management skills particularly in the fields of budgeting projection and cost control, with 13 years' professional experience.

Level P-5 carries net base salary per annum from US \$24,298 (single) and US \$26,298 (with dependants) plus post adjustment from US \$11,627 (single) and US \$12,584 (with dependants) per annum.
VA. 80-D-DAM-109-NY.

2. CHIEF, TELEVISION AND FILM UNIT (P-4)

Controls the technical aspects of the United Nations television and film unit which works to full professional broadcast standards.

Is responsible for system development and specifying operational and maintenance techniques and for assessing needs and making recommendations for purchase of equipment.

Supervises the operations in the technical areas and maintains contact with outside TV networks and operators.

Should have advanced university degree in electrical engineering with eight years' professional experience in the operation and maintenance of television and film equipment.

Level P-4 carries net base salary per annum from US \$20,209 (single) and US \$21,755 (with dependants) plus post adjustment from US \$9,779 (single) and US \$10,527 (with dependants) per annum.
VA. 80-D-DAM-108-NY.

3. ENGINEER (TELECOMMUNICATIONS) (P-4)

Supervises the technical aspects of conference servicing operations with particular regard to simultaneous interpretation, audio distribution systems and electronic voting equipment.

Responsible for system development and design and for the installation of these facilities both at Headquarter's and for conferences away from headquarters.

Should have advanced university degree in an engineering discipline, with eight years' professional experience.
VA. 79-D-DAM-357-NY.

APPLICATIONS: Please complete two copies of United Nations Personal History Form (P.11) or send detailed curriculum vitae to: Professional Recruitment Service, United Nations, New York, N.Y. 10017, USA. Mention the date of birth and nationality, and quote the Vacancy Announcement number.

Appointments

Advertisements accepted up to 12 noon Monday, June 30th, for August issue, subject to space being available.

DISPLAYED APPOINTMENTS VACANT: £10.00 per single col. centimetre (min. 3cm).
LINE advertisements (run on): £1.50 per line, minimum three lines.

BOX NUMBERS: 70p extra. (Replies should be addressed to the Box Number in the advertisement. c/o Wireless World, Dorset House, Stamford Street, London SE1 9LU.)

PHONE: Mike Thraves 01-261 8508.

Classified Advertisement Rates are currently zero rated for the purpose of V.A.T.

PERSONNEL & ELECTRONICS LIMITED

Provide **BROADCASTING** and **TELECOMMUNICATIONS** staff on contract to work worldwide.

WE REQUIRE

Qualified and experienced Engineers and Technicians for installation and/or operations and maintenance of Radio and Television Studios and Transmitters and Telecommunications Projects.

Programme and Administration Staff for Radio and Television Services.

The positions are interesting and varied and usually require Bachelor Status working.

For further particulars contact:

**PERSONNEL & ELECTRONICS LIMITED, TRIUMPH HOUSE
1096 UXBRIDGE ROAD, HAYES, MIDDLESEX UB4 8QH
ENGLAND**

Telephone 01-573 8333. Telex 934271

(422)

Radio Communications Electronics Engineers and Software Designers

Mid-Sussex—S.W. London **Salaries up to £8,000**

To join our expanding R&D Laboratories covering a wide range of R.F. spectrum, from L.F. to V.H.F. Equipments include transmitters and receivers for marine- and land-based use, radio nav aids and radio monitoring remote computer-controlled systems.

Electronics Engineers should have experience in transmitter or receiver design, analogue or digital circuit design, microprocessor applications. Software Designers should be experienced Programmers with an interest in control, signal processing or navigational software.

Attractive salaries are complemented by excellent prospects and generous benefits.

Contact: **David Bird, Redifon Telecommunications Limited, Broomhill Road, Wandsworth, London, S.W.18. Phone: 01-874 7281 (reverse charges).**

(9938)

LOMA ENGINEERING

A young and dynamic Company specialising in the field of metal detection and checkweighing equipment, seeks to recruit an

ELECTRONICS DESIGN ENGINEER

to work on interesting microcomputer projects.

Applicants should preferably be recently qualified in electronics engineering to H.N.D./B.Sc. standard. The opportunity exists in an expanding environment for the successful applicant to take part in the initial development of new products, and also to become involved in their application to suit particular customer requirements.

An appropriate remuneration package will be negotiated.

Please phone or write for application form or send c.v. to:

**The General Manager
LOMA ENGINEERING LTD.
Invincible Road
Farnborough, GU14 7SX
Tel: 0252-40346**

(452)

A CAREER IN ELECTRONICS?

Electronics can offer a career with a great future. And this is your chance to train for work as an Electrical/Electronics Technician for the Electronics Industry.

HOW DO I TRAIN? By taking one of our special one-year, full-time courses which start in September 1980.

They are run throughout England and Wales under TOPS, the Training Opportunities Scheme.

WHAT WILL I LEARN? A wide range of essential subjects including electrical/electronic principles and practices, microelectronics and communication studies. With the possibility of six to eight weeks spent in an industrial attachment. And additional subjects will be included to meet the needs of local industry.

On successful completion of the course, you'll be awarded the Technician Education Council's Certificate in Electrical/Electronic Engineering.

AM I ELIGIBLE FOR TRAINING? You should be at least 19* and ideally passed the City and Guilds Electronic Technician Intermediate Certificate, or the City and Guilds Part II Certificate in electrical or

*All courses are open to both men and women who are looking for a job or prepared to leave their present one to take up training. They should also have been out of full-time education for two years, and not have been on a TOPS course in the last three years.

electronic craft subjects or their equivalent. If you have a knowledge of maths or physics to 'O' level or CSE grade I standard you will also be considered.

HOW AM I PAID? During training you'll receive a weekly tax-free TOPS allowance, and travelling and/or lodging allowances may also be paid. All tuition fees are met by TOPS.

WANT TO KNOW MORE ABOUT A COURSE IN ELECTRONICS? All you need to do is contact the Manpower Services Commission, Training Services, District Office that is nearest to your home, quoting (ww).

WE'LL PAY YOU TO QUALIFY.

SUNDERLAND. Mr. D. Pilter, Lynas House, Frederick Street, 0783 4281
CROYDON. Mrs. S. Gazeley, 17 Lansdowne Road, 01-680 1411
MANCHESTER. Mr. N. Ward, Boulton House, 17-21 Chorlton Street, 061-228 6581.
BOURNEMOUTH. Ms. L. Sydenham, Bracken House, 14-16 Christchurch Road, 0202 22055

WEST LONDON. Ms. M. Robinson, 3 Angel Walk, Hammersmith, 01-741 0455
BRISTOL. Miss J. Upton, Minster House, 27 Baldwin Street, 0272 277116
SHEFFIELD. Information Point, Milton House, Charter Row, 0742 738311
CLEVELAND. Mrs. B. Fuller, Levick House, 7 Woodlands, 0642 241071

TOPS

TRAINING OPPORTUNITIES SCHEME

Manpower Services Commission



(434)

An expanding challenge in

Test Engineering

At our new manufacturing centre located in pleasant surroundings at Dunstable, Bedfordshire, we're producing some of the world's most advanced real-time computers for major commercial and industrial customers.

It's a fast growing, high technology environment in which we now need additional men and women to join us as -

Test and Commissioning Engineers

To carry out fault diagnosis, repair, test, installation and commissioning of processors, peripherals and microprocessor-based controllers. Experience of digital electronics is essential.

Quality Test Engineers

For test and quality control on peripherals from initial receipt to final test of systems prior to delivery to customer. A sound electronics background is essential preferably including quality test work.

Test Development Engineers

To develop test programmes for PCB assemblies using the latest GEN-RAD ATE. Good test programming experience, especially on modern ATE is essential preferably coupled with a good general electronics or logic engineering background.

Starting salaries are competitive and relocation assistance will be given where necessary. So to find out more contact Keith Halliday, Personnel Officer at GEC Computers Limited, Eyncourt Road, Dunstable, Beds. Telephone: Dunstable (0582) 600122.



GEC Computers Limited
Eyncourt Road
Dunstable, Bedfordshire

GEC Computers Limited

(420)

APPOINTMENTS IN ELECTRONICS £5 - £10,000

Take your pick of the permanent posts in

MISSILES — MEDICAL COMPUTERS
RADAR — COMMS
MICROPROCESSOR
HARDWARE — SOFTWARE

For free expert advice and immediate action on salary and career improvement, phone or write to, Mike Gernat BSc

Technomark
Engineering and Technical Recruitment

11 Westbourne Grove
London W2 1L 2 9 9233 (9257)

PORTSMOUTH POLYTECHNIC
Department of Electrical & Electronic Engineering
(Electrical Standards Laboratory)

EXPERIMENTAL OFFICER

Post No. 254

Experimental Officer required for duties in the above laboratory, offering calibration of a wide range of electrical equipments. This laboratory has British Calibration Service approval and provides traceability to defence standards 05 for local industries. The Experimental Officer is responsible to the Head of Laboratory (a senior member of the academic staff) for the daily functioning of the laboratory. The ability to work unsupervised is essential.

Salary Scale T5 up to a maximum of £6,381 for 37-hour week

Application form and further details are available from Staff Office, Portsmouth Polytechnic, Alexandra House, Museum Road, Portsmouth or by telephoning Portsmouth 27681, ext. 317 and to be returned as soon as possible. (431)

Sony Broadcast continues to expand its Basingstoke H.Q.

During the last year we have sold professional broadcast television equipment and systems to more than 90 organisations in 20 countries. Now further planned expansion of both our domestic and international markets has created the following vacancies:-

Regional Sales Managers

Although we have now recruited Regional Sales Managers for Africa, the Middle East and Eastern Europe, we still have vacancies for similar posts in other parts of our market area, in particular North and South Europe.

The successful applicants for these positions will be qualified television engineers with several years' experience in sales, marketing and other relevant commercial activities.

Extensive travel will be necessary and a knowledge of at least one European language apart from English is desirable. These positions offer the opportunity for substantial career development as part of a talented and highly motivated team.

Manager Audio Department

Reporting to the General Manager, Sales, the successful applicant will be responsible for giving product planning advice to the various international design groups. Qualifications to degree level or equivalent in electronics or a related discipline and several years' experience in the development of professional audio products are desirable. Experience in digital audio processing would be a great advantage.

Travel to Japan and Europe for product briefing and technical support would be necessary.

Lecturer

The successful candidate would conduct theoretical and practical training courses on our major products, be able to write circuit descriptions and produce training manuals with lucid block diagrams.

Ideally, candidates should have in-depth experience of video tape recording, digital circuitry and a practical up-to-date knowledge of the broadcast industry, especially measurement techniques, plus an ability to present ideas clearly and answer the most difficult and unexpected technical questions. Knowledge, or an ability to master the techniques of video cameras, digital audio equipment and the application of microprocessors to broadcast equipment will be an advantage, although we are prepared to provide the necessary additional training. Promising young graduates will be considered.

Assistant Product Managers and Product Engineers

We have vacancies for Assistant Product Managers and Product Engineers in each of our four equipment groups; TBC and Editing Systems, Cameras, 1 inch VTR's and U-matic VTR's.

Candidates for the Assistant Manager posts will ideally be Graduate engineers with some years of experience in video technology, whereas as applicants for the Product Engineers vacancies will probably be less experienced. However, at both levels, we are willing to consider the right kind of experience in lieu of formal qualifications.

Successful candidates will receive suitable in-house training to enable them to provide technical product support both within Sony Broadcast and externally to customers.

Marketing Promotions Manager

The successful candidate will be responsible for formulating and implementing all aspects of corporate and product image. In particular, this will include mounting effective product advertising campaigns, organising Sony Broadcast's presence at major international exhibitions, preparing product literature and press liaison.

The post will also involve collaboration with other Sony companies in jointly promoting broadcast equipment products throughout the market area.

Candidates will need to demonstrate a sound knowledge of the broadcast industry, a keen organisational ability, initiative and a degree of artistic flair.

Sales Engineers

We require competent engineers who are experienced in video cameras and/or VTR's to supplement our sales force. A considerable amount of travel overseas and in the UK will be involved. Experience in selling would be an advantage, but the main requirements are a pleasant personality, dedication and ability.

Senior Proposals Engineer

Reporting to the General Manager, Marketing, the successful applicant will have a technical background, preferably in the broadcast industry, and be able to demonstrate an overall systems capability. He/she will enjoy working with the minimum of supervision and will function happily under pressure.

The work will include the making and assessment of technical proposals to meet specific customer requirements, and will hence require an understanding of Contract Law. A knowledge of foreign languages would prove useful, though not essential.

Service Engineers

Two openings exist, one at a more senior level, for engineers with broadcast television engineering experience in operations and maintenance.

The positions will entail responsibility for the repair and test of sophisticated broadcast television equipment, together with minor development work. Some travel will be necessary.

Candidates for the senior appointment should preferably be qualified to HNC, or equivalent in a related discipline, and be conversant with modern digital techniques.

The second position should appeal to engineers with limited appropriate experience now seeking a progressive environment in which to broaden their knowledge.

Q.A. Engineers

Candidates should be experienced in the repair of modern television equipment and also be familiar with digital circuitry.

Activities will include the testing and commissioning of advanced broadcast television equipment for which occasional travel may be required. A relevant HNC level qualification is desirable.

All these posts carry excellent salaries and fringe benefits normally associated with a large international company, in some cases a motor car and relocation expenses where appropriate. The above appointments are open to both male and female applicants.

Write in strict confidence to Barry White, Personnel Manager giving full details of qualifications, experience and present salary.

SONY
Broadcast



Sony Broadcast Ltd.

City Wall House
Basing View, Basingstoke
Hampshire RG21 2LA
United Kingdom

Radio Telecommunications Engineers

£6,500 TO £8,500

An international company, involved in the provision of sophisticated communications systems, is able to offer stimulating careers to engineers in the United Kingdom in our Telecommunications Division.

Are you experienced in the installation and testing of broadband radio link and associated equipment, and/or have you spent time in a planning/estimating office? We are looking for:

INSTALLATION PLANNING ENGINEERS

To translate systems design concepts into detailed practical terms, to produce drawings, charts and schedules of equipment installation and testing instructions to brief the field engineer.

INSTALLATION ENGINEERS

UK-based field engineers to manage the installation and commissioning of telecommunications systems overseas or in UK. You would be working as a member, or take charge of, a team translating the efforts of the planning engineer into working systems.

Applications are invited from engineers with several years' relevant experience, three of which have been in a supervisory capacity. Academic qualifications are an advantage.

Salaries are negotiable and dependent upon experience and qualifications. Overseas travel is necessary, and excellent allowances are paid for such duties.

Benefits include 4 weeks' holiday plus bonus, relocation expenses where appropriate and a pension and life assurance scheme, restaurant, social club and free car park being some of the amenities.

To apply phone or write quoting ref. K/174 to Sue Dillon, IAL, Aeradio House, Hayes Road, Southall, Middx. Tel: 01-574 5134.



THE HIGH TECHNOLOGY TASK FORCE

COMMUNICATIONS SYSTEMS
COMPUTER SYSTEMS AND SERVICES
AVIATION SYSTEMS AND SERVICES - WORLDWIDE



(453)

UNIVERSITY OF LIVERPOOL INSTITUTE OF CHILD HEALTH ALDER HEY CHILDREN'S HOSPITAL **TECHNICIAN** (Grade 5)

To assist with research. Work includes assistance with design and development of medical electronics instruments and operating the Institute's digital computer. Applicants must possess ONC or equivalent as minimum qualification and be experienced in fault diagnosis and use of digital and analogue integrated circuits. Knowledge of programming an advantage. Salary in a range £4,257-£4,974 p.a.

Application forms may be obtained from The Registrar, The University, P.O. Box 147, Liverpool, L69 3BX. Quote Ref: RV/446/WW. (458)

NATIONAL HEART AND CHEST HOSPITALS, Brompton Hospital. Medical Electronics Technician required to undertake work involving maintaining, installing and developing medical electronics equipment. Applicants should have a good general knowledge of electronics. Previous hospital experience not essential. Salary, which will depend on experience, will be within the range £4,280-£6,350 inclusive, with a pay rise pending. Further information available from the Physicist in Charge, Mr R. B. Logan-Sinclair, tel 01-352-8121, ext 4252. Application forms available from Miss J. A. Jenks, Personnel Manager, Brompton Hospital, Fulham Road, London SW3 6HP, tel as above, ext 4357. (421)

LONDON BOROUGH OF NEWHAM. East Ham College of Technology, High Street South, London E6 4ER. Principal: K. R. Bishop, B.Sc. (Econ.) FRSA, Department of Electrical & Electronic Engineering. Technician Grade T2 required to be responsible for both the Elementary and Advanced Electronic laboratories. Relevant theoretical and practical experience in electronics essential. Ability to service test gear an advantage. Salary: £4,380-£4,620 p.a. inclusive. Application forms may be obtained by writing to the College Administrative Officer enclosing an addressed envelope. Completed forms should be returned within 14 days of the appearance of this advertisement. (440)

ONE IN A MILLION?

Among the million or so leaving school or university this year there is a chance that one — perhaps two — is destined to make a significant development in audio.

That person's first decision might well be to join QUAD in Huntingdon. At school, he or she will have realised that amplifier design is not just a matter of having a listen or a fiddle with standard circuits and their variations. Later will have come an adolescent stage of great discoveries: "Increase the rise time to eliminate TIM". "Regulate the power supply for better imaging".

Following on from such childish things will have come an ability to distinguish between the characteristic impedance of the medium and the third row of the dress circle and between peak flux density and the rather gooey substance fed by spoon to small children. He or she will, nevertheless, be sufficiently down to earth to know that one newton is about the weight of the average apple
1 in 10⁶?

Well, drop us a line anyway.

Mr. P. J. Walker

THE ACOUSTICAL MANUFACTURING COMPANY LIMITED

30 St. Peters Road, Huntingdon, Cambs. PE18 7DB

(403)

ELECTRONIC NEWS GATHERING

A Major Overseas Television News Organisation based in London has a vacancy for a Suitably Qualified Assistant to work with a Senior Cameraman covering Worldwide News Events.

ESSENTIAL QUALIFICATIONS



A good understanding of the principles involved in Electronic Picture Generation and Recording, together with a proven background in "NEWS" or similar operations. The ability to work with a small team under pressure.

CONDITIONS OF SERVICE

GOOD SALARY with excellent employee benefits including non-contributory pension scheme. London-based with a considerable element of foreign travel.

Please reply to Box No. WW380

(380)



Electronic Engineers

Important new projects in the defence field have created a number of interesting vacancies for engineers in our laboratories at Bracknell.

You could work at the forefront of new technology on equipment for combat aircraft, helicopters, tanks and other applications if you have experience in:—

- * Digital and/or analogue circuit design
- * Real-Time microcomputer control
- * Microwave techniques in the short centimetric wavelengths
- * Flight control

We would particularly like to hear from engineers with a working knowledge of MSI, LSI and CMOS circuits design.

Vacancies are open to male or female applicants at all levels, some to form the nucleus groups being set up to meet the challenge of developing entirely new equipment.

We also have vacancies for graduate engineers seeking their first appointment this year.

We believe that we can offer exceptional opportunities for you to exercise your technical skills in an unusually attractive working environment. The laboratories are situated within Lily Hill Park in surroundings well suited to research and development.

Bracknell is in rural Berkshire and offers an extensive range of housing and facilities in and around the new town. Relocation assistance will be provided where appropriate.

Please write giving brief details, or asking for an application form, to Mrs Josie Hunt, Ferranti Instrumentation Limited, Aircraft Equipment Department, Lily Hill House, Bracknell, Berkshire. Telephone: Bracknell 24001. Please quote reference number A/236/WW.

FERRANTI

Selling technology

RADAR DISPLAYS EXPERIENCE?

There's at least £16,500 tax free on the screen for you

Sophisticated modern radar systems form one part of Lockheed's involvement in Saudi Arabia and one of Lockheed's most important maintenance functions is to make sure that all the displays and associated interface equipment is working at peak efficiency all the time.

If you're formally qualified in radar displays, that experience could earn you a key place in one of Lockheed's maintenance teams - and at least £16,500 tax-free over the next two years.

In addition, you'd enjoy the full Lockheed benefits package - free food, laundry and bachelor accommodation, free medical care and life insurance, excellent recreational facilities, three paid leave periods a year with free flights home together with local leave.

To join Lockheed, you'll need at least three years' experience in radar display systems which use both CRT digital, and scanning displays. If you have some knowledge of radar transmitter/receiver and signal processing equipment, that's a big advantage.

If you'd like more information on working in Saudi Arabia with Lockheed, drop a line, giving brief career details, to the Senior Recruitment Executive (Lockheed), IAL, Personnel Consultancy, Aeradio House, Hayes Road, Middlesex. Or phone him on 01-574 5000. Please quote ref. L164.

(346)



ROYAL NATIONAL INSTITUTE FOR THE BLIND ELECTRONICS ENGINEER

Circa £7000+ p.a.
(review July)

This post is for a practical, creative man or woman, genuinely interested in keeping abreast of rapid development in electronics with a lively appreciation of their application rather than high academic qualifications. You should have had experience in semi-conductor technology in order to design and construct prototype aids for use by blind people, to initiate projects in external research establishments and manufacturing concerns, and to maintain familiarity with international research in this specialised field of work. Ability to provide accurate verbal and written reports essential. Staff receive free lunch in our own restaurant, and there is an excellent RNIB Pension Scheme with transferability. Applications giving full c.v. including present post and salary to: Personnel Officer, RNIB, 224 Great Portland Street, London W1N 6AA.

B(423)

UNIVERSITY COLLEGE CARDIFF

Applications are invited for the post of

TECHNICIAN (Grade 5)

in the
FACULTY OF SCIENCE

Applicants should possess an HNC or equivalent and have a good knowledge of analog and digital techniques, experience with microprocessor controlled instruments and interface would be an advantage. Salary range £4257-£4974 p.a. Duties to commence as soon as possible.

Application, together with the names and addresses of two referees, should be forwarded to the Vice-Principal (Administration) and Registrar, University College, P.O. Box 78, Cardiff, CF1 1XL. Closing date: June 30, 1980. Reference 2052. (1492)

TRENT POLYTECHNIC

LECTURER GRADE II/SENIOR LECTURER IN ELECTRICAL/ELECTRONIC ENGINEERING

Candidates should preferably possess teaching and/or industrial experience. Research experience and a continuing interest in research work are preferable requirements for the post. Some knowledge of the application of computing to electrical engineering desirable.

Salary: £5229-£9822 (salary award pending).

Further details and form of application from The Assistant Director (Administration), Trent Polytechnic, Burton Street, Nottingham, NG1 4BU. Forms to be returned as soon as possible. (448)

INNER LONDON EDUCATION AUTHORITY

Learning Materials Service, Television Centre, Thackery Road, London SW8 3TB

The Television Centre produces a range of educational programmes distributed in the form of 16mm film, videocassettes and sound cassettes. The sound section of five members works with professional equipment (Neve, Studer, Sandor, ITC etc.) to provide an audio component of high standard.

Vacancies exist for:

(1) HEAD OF SOUND (ST4)

To lead the section and also to mix and process many of the programmes. He/she will be responsible for training new staff and with the chief engineer and others will also undertake responsibility for the equipment and for its purchase and maintenance. Applicants should have suitable theoretical qualifications, with at least 10 years of relevant experience at senior level. A good working knowledge of all sound operations associated with television and film is essential.

Salaries within the scale £7,901.64 to £8,375.64 (this is under review from July 1980).

(2) SOUND ASSISTANT (ST2)

The work is largely film recording using the Nagra, but with periods of studio duty (rigging, boom operation, tape and grams etc). Working hours are based on a flexible 35-hour week exclusive of meal times. Travel to locations is involved. Occasional overnight stops are required. Although applicants should have a thorough knowledge of sound techniques in a film and television environment, consideration will be given to those who are willing to learn, have appropriate technical qualifications, and experience elsewhere in the sound recording field.

Salary is within the scale £6,170.64 to £6,896.64 (this is under review from July 1980). Further information and application forms from EO Estab 1C Room 365 The County Hall, London SE1 7PB Telephone 01 633 7456 8848.

Closing date: 14 days after the appearance of this advert.

(463)

CAMBRIDGE AREA HEALTH AUTHORITY (TEACHING)

AUDIO VISUAL ENGINEERING TECHNICIAN (Medical Physics Technician III)

An experienced technician is required to provide engineering and technical support to a wide range of audio-visual equipment in the Cambridge Health District and the Cambridge University School of Clinical Medicine.

The successful applicant will have experience in the service of colour and black and white CCTV systems, including cameras and VCRs and be competent to support a wide range of AV equipment. Applicants must be able to work without supervision and should, for preference, have an appropriate HNC or equivalent qualification.

Salary scale £4605-£5952.

Further information, application forms and job description available from:

P. E. Ward

Medical Physics Department
ADDENBROOKE'S HOSPITAL
Hills Road, Cambridge, CB2 2QQ
Telephone: 0223-45151, Ext. 606

(457)

VIDEO ENGINEERS DUPLICATE SHOWBIZ FOR TOP MONEY

Europe's largest distributor of pre-recorded video entertainment programmes require top-class operators for our multi-format video cassette duplicator facility located in West London. Must have experience with 1/2", 3/4" and 1" C format systems. Front line maintenance experience an advantage.

Shift working.

Please write or telephone **Richard Lees, Technical Manager, Intervention Video Limited, 102 Holland Park Avenue, London, W.11. Telephone (01) 727 1453.**

AMPEX SYSTEM MAINTENANCE ENGINEER

to join a resident team at a site of EXCEPTIONAL INTEREST situated in the St. James's Park area of London. The team is responsible for round the clock maintenance of a large INFORMATION STORAGE AND RETRIEVAL SYSTEM WHICH COMBINES both VIDEO AND COMPUTER TECHNOLOGY.

Ampex requires an Engineer with:

- Sound knowledge of Electronics/HNC or equivalent
- At least 3 years' experience of maintaining ANALOGUE and/or DIGITAL electronic equipment
- Preferably, specific experience with:
VIDEO equipment, such as cameras, VTRs, etc,
and/or
DIGITAL equipment such as disk/tape drives, mini computers.

Good salary plus generous shift allowance.

Company car plus travel allowance.

Pension and Life Assurance and Permanent Health Schemes.

Please write or phone for an application form from Clive Legg or Maureen Brake, Reading (0734) 85200, Ampex Great Britain Limited, Acre Road, Reading, Berkshire

(467)

ELECTRONICS FOR THE 80s

The Department of Electronic and Communications Engineering is planning some new full-time and part-time courses, commencing October 1980. These have been designed to take account of recent advances in digital and software techniques, and emphasis is placed on these during all the courses.

BSC(Hons) in Electronic and Communications Engineering

A novel degree course designed to prepare engineers for the demands of the eighties and nineties. Entrance qualifications — two good 'A' level passes in Maths and Physics, or equivalents.

Higher Diploma (TEC) in Electronics and Communications Engineering

A full-time two-year course stressing the practical applications of electronic engineering, especially microprocessor technology. Entrance qualifications — a good 'A' level pass or TEC Diploma or Certificate in appropriate subjects.

Higher Certificate (TEC)

Is a part-time course following similar lines to the HD (TEC). Entrance qualification — TEC Certificate in appropriate subjects. Both TEC courses are of a unit structure, and all three courses aim to produce engineers for industry. Some industrial training is included in the HD (TEC).

Details from Secretary
Department of Electronic and
Communications Engineering
Polytechnic of London
Holloway Road, London N7
8DB. Tel. 01-607 2789
Ext. 2161

The Polytechnic
of North London

(350)

TEST ENGINEER

To £6,500 p.a. Middlesex

We make an extensive range of environmental test systems, covering every application from strain measurement to the vibration of vehicles and buildings.

If you are:

- self-motivated and self-reliant;
- qualified to HNC or equivalent in electronics/Radio and TV, and also interested in mechanics;
- experienced in analogue and/or digital work;

then we can offer you a wide variety of testing experience, working with newly-developed modular control systems.

Please call or write to the Personnel Manager

SERVOTEST LIMITED
14 Aintree Road
Greenford, Middx. UB6 7AA
Telephone: 01-998 1552

(462)

UNIVERSITY OF LIVERPOOL
DEPARTMENT OF
MECHANICAL ENGINEERING

SENIOR EXPERIMENTAL OFFICER

Newly created post concerned with measurement and instrumentation problems in broad area of Stress — Analysis and Vibrations of engineering structures and components. Applicants should possess degree or equivalent qualification (e.g. Chartered Engineer Status) in Engineering or Physics and minimum five years' relevant experience with reasonable variety of recording instruments, transducers, etc. Candidates with less experience may be considered initially for appointment as Experimental Officer.

Salary in the range S.E.O. (£5052-£8769) or E.O. (£4402-£7410), depending on qualifications and experience.

Application forms available from the Registrar, The University, P.O. Box 147, Liverpool L69 3BX. Quote Ref. RV/414/1VV.

(398)

DIGITAL EXPERIENCE?

FIELD, SUPPORT AND
PRODUCTION. VACAN-
CIES IN COMPUTERS, NC,
COMMS, MEDICAL,
VIDEO, ETC.

For free registration ring
01-464 7714, ext. 502

LOGEX

ELECTRONICS RECRUITMENT SERVICE
305 HIGH ROAD, LOUGHTON, ESSEX, IG10 1TD
01-502 1589/0937 01-464 7714 EXT. 402 (321)

Broadcast Transmission Engineers

Through our network of Transmitting Stations, the IBA is responsible for the transmission of all Independent Television and Local Radio services throughout the United Kingdom. Vacancies now exist for Shift Engineers to be employed in the operation and maintenance of high power UHF television transmitters, transposers and MF, VHF radio transmitters.

The successful applicants will be required to carry out monitoring duties, performance test measurements and preventive and corrective maintenance on all transmitting station equipment. This will include scheduled and emergency mobile maintenance work at unattended stations. Some weekend and evening work will be required.

Candidates should be qualified to HNC (or equivalent) level in Electrical or Electronic Engineering and have at least three years experience with broadcasting equipment. A valid, full driving licence is essential. Starting salary will be within the range £5,880-£7,280 with provision for movement, subject to qualifications and experience, onto a higher range rising to £8,202. Salaries will be reviewed on 1st July 1980.

Employment benefits include free Life Assurance and Personal Accident Scheme, a Contributory Pension Scheme, generous relocation expenses and subsidised mortgage facilities.



INDEPENDENT
BROADCASTING
AUTHORITY

If you are interested in the above, please write or telephone for an application form to: Personnel Officer — Engineering Regions, IBA, Crawley Court, Winchester, Hants. SO21 2QA. Tel: Winchester 822273.

Sales Engineer

For the industry of the future

Few would deny that semiconductor technology is the industry of the future. And now your mixture of technical knowledge and commercial flair could put you firmly in that future as Internal Sales Engineer with RCA's talented sales and marketing team.

Based at Sunbury, you will be advising our many customers on the varied uses of RCA integrated circuits and power devices. You will also provide assistance to field sales engineers in maintaining important commercial customer contact.

The salary will reflect the status which we attach to our salesmen and women, and there will be good early promotion prospects plus all the benefits of an internationally successful corporation.

If you're ready for the industry of the future, call Nick Blake, our Sales Manager, on Sunbury-on-Thames 85511. Or write to the Personnel Department, RCA Limited, Lincoln Way, Windmill Road, Sunbury-on-Thames. (449)

RCA Solid
State

ELECTRONIC MARINE SYSTEMS FIELD ENGINEERS

Hunting Surveys & Consultants Limited requires Electronic Engineers to work on both theoretical and practical aspects of a variety of instrumentation systems associated with Marine Surveys.

They must be qualified to at least HNC with emphasis on modern digital circuitry, but having also a broader electronics background. Some software experience would be advantageous.

Applicants will need to be physically fit and must be prepared to undertake periods of operational work in the North Sea and Overseas.

Applications to



**The Personnel Manager,
Hunting Surveys
& Consultants Limited,
Elstree Way, Borehamwood,
Herts, WD6 1SB.**



(363)

PROTOTYPE WIREPERSON

to build analogue and digital automatic test equipment and prototype PCBs. We design and make intrinsically safe instrumentation for the petrochemical and allied industries and need someone with a good knowledge of electrical, electronic and mechanical engineering practice plus the ability to work from engineering drawings and sketches.

Salary range £5,000-£5,700, depending on age and experience

Apply to Janet Hutcheon



**Measurement Technology Ltd.
Power Court, Luton, Beds.
Tel. 0582 23633**

(390)

Radio Technicians Work in Communications R&D and add to your skills

At the Government Communications Headquarters we carry out research and development in radio communications and their security, including related computer applications. Practically every type of system is under investigation, including long-range radio, satellite, microwave and telephony.

Your job as a Radio Technician will concern you in developing, constructing, installing, commissioning, testing, and maintaining our equipment. In performing these tasks you will become familiar with a wide range of processing equipment in the audio to microwave range, involving modern logic techniques, microprocessors, and computer systems. Such work will take you to the frontiers of technology on a broad front and widen your area of expertise — positive career assets whatever the future brings. In the rapidly expanding field of digital communications, valuable experience in modern logic and software techniques will be gained.

Training is comprehensive: special courses, both in-house and with manufacturers, will develop particular aspects of your knowledge and you will be encouraged to take advantage of appropriate day release facilities.


You could travel — we are based in Cheltenham, but we have other centres in the UK, most of which, like Cheltenham, are situated in environmentally attractive locations. All our centres require resident Radio Technicians and can call for others to make working visits. There will also be some opportunities for short trips abroad, or for longer periods of service overseas.

You should be at least 19 years of age, hold or expect to obtain shortly the City and Guilds Telecommunications Technician Certificate Part I (Intermediate), or its equivalent, and have a sound knowledge of the principles of telecommunications and radio, together with experience of maintenance and the use of test equipment. If you are, or have been in HM Forces your Service trade may allow us to dispense with the need for formal qualifications.

Registered disabled people may be considered.

Pay scales for Radio technicians start at £4640 per annum, rising to £6525, and promotion will put you on the road to posts carrying substantially more; there are also opportunities for overtime and on-call work, paying good rates.

Get full details from our **Recruitment Officer, Robby Robinson, on Cheltenham (0242) 21491, Ext 2269**, or write to him at **GCHQ, Oakley, Priors Road, Cheltenham, Glos GL52 5AJ**. We will invite suitable applicants (expenses paid) for interview at Cheltenham.



GCHQ

Recruitment Office

Government Communications Headquarters

Oakley, Priors Road, Cheltenham GL52 5AJ

(9483)

ELECTRONIC SERVICE ENGINEER

**ATTRACTIVE SALARY
EARNINGS RELATED BONUS
VEHICLE**

In order to maintain our current growth rate we urgently need an additional Service Engineer.

Lee Engineering market high technology equipment employing digital and analogue technique and for the vacancy a Service Engineer with broadbased practical experience and initiative is required. The positions will be primarily based at Walton-on-Thames but periodic service visits to customers is envisaged.

Please apply, by phone or in writing, to:

C. E. Welsh
LEE ENGINEERING LIMITED
Napier House, Bridge Street
Walton-on-Thames, Surrey KT12 1AP
Tel: Walton-on-Thames 43124/5/6

(368)



CAPITAL
APPOINTMENTS LTD.

CAPITAL HOUSE
29-30 WINDMILL
STREET
LONDON W1P 1HG
TEL: 01-637 5551

THE UK's No. 1 ELECTRONICS AGENCY

Design, Dev and Test to £9,000
Ask for Brian Cornwell

SALES to £12,000 plus car
Ask for Ken Sykes

FIELD SERVICE to £8,000 plus car
Ask for Maurice Wayne

We have vacancies in ALL AREAS of the UK

Telephone: 01-637 5551 (3 lines)

(291)

SENIOR R.F. DEVELOPMENT ENGINEER

UP TO £9000 P.A.

NORTH KENT

Our client, a well-known electronics manufacturer, requires a Senior Development Engineer to participate in, and to co-ordinate, the development of a new generation of two-way radio equipment right through from specification to production stage.

Age is not important and some 'trade-off' between qualifications and experience is acceptable but, for guidance, the ideal candidate will have:

A degree, or equivalent, in electronic engineering or a related discipline.

A minimum of 5 years experience in R.F. design.

A thorough working knowledge of contemporary techniques in circuit design from audio through to U.H.F. plus an understanding of digital techniques.

Sufficient familiarity with manufacturing methods to appreciate the effects of design philosophy on ease of production, test and service.

The company, which was established nearly sixty years ago, is situated in North Kent and is within easy reach of London, the countryside and the coast. Career prospects are excellent. Additional benefits include a first class pension scheme and, where necessary, assistance with relocation.

All applications will be treated in the strictest confidence and will be acknowledged immediately.

Apply in writing or telephone for an application form (you are welcome to reverse the charge) to:



RONALD C. SLATER
TJB ELECTROTECHNICAL PERSONNEL SERVICES
12 MOUNT EPHRAIM, TUNBRIDGE WELLS, KENT TN4 8AS
TELEPHONE TUNBRIDGE WELLS (0892) 39388

469

SOUTHERN ELECTRICITY
Littlewick Green, Maidenhead

SECOND ENGINEER (TELECOMMUNICATIONS)

CHIEF ENGINEER'S DEPARTMENT
HEAD OFFICE

Salary within the range £8,231-£10,846 per annum

Applications are invited for the above post in the Technical Services Section of the Chief Engineer's Department.

The successful applicant will be part of a team engaged in the design, commissioning, and subsequent maintenance of telecommunications systems throughout the Southern Electricity Board, and must be able to spend periods away from Head Office when carrying out these duties.

Schemes in progress include telecontrol, data communications, medium capacity microwave links, multi-channel line circuits and radio and line telephony systems. Applicants should have had experience in some of this work and preferably be in possession of suitable technical qualifications.

The successful candidate will be required to drive a motor vehicle which may be either a private car or a Board owned car. Relocation assistance will be provided in appropriate circumstances.

Applications on forms obtainable from the Secretary, Southern Electricity, Southern Electricity House, Littlewick Green, Maidenhead, Berkshire SL6 3QB and returned to him quoting 31/80 by not later than July 4, 1980.

(436)

AMPEX

World leader in Magnetic Recording, seeks

ENGINEERS

to join small teams responsible for designing and producing Mobile and Studio Broadcasting Television Systems in an expanding international market.

The key requirement is to demonstrate experience and achievement in the design of Television Systems. A valuable additional qualification would be a degree or HNC in electronics or a related discipline.

Good Salary, Pension, Life Assurance and Permanent Health Schemes. Staff Restaurant.

Please write or phone for an application form from Clive Legg or Maureen Brake, Reading (0734) 85200, Ampex Great Britain Limited, Acre Road, Reading.

(466)

Test Engineers & Test Gear Engineers Move into new areas of Electronics Development and an assured quality of life...

EMI Electronics Ltd. builds quality and reliability into every product. Our reputation for excellence is long established and is a major factor in generating new orders.

The growth of our business here in historic Wells creates the need for more Test Engineers to take us through the 1980's.

As one of the world's leaders in specialised defence electronic systems – particularly the fields of radar, proximity fusing, telemetry and radio modelling we maintain stringent quality standards. You will join one of our professional teams responsible for ensuring that our wide range of "State of the Art" electronic systems on test equipment meet our exacting standards.

We are looking for people with either ONC or HNC Electronics and varying levels of experience of testing or servicing modern detection systems in the electronics industry or armed forces.

We offer competitive salaries, comprehensive

benefits and assistance with your relocation to this beautiful part of Somerset.

For further information fill in the coupon and send it to F. M. Taylor, Assistant Personnel Manager, EMI Electronics Ltd., Penleigh Works, Wookey Hole Road, Wells, Somerset, BA5 1AA or phone him for more information on Wells (0749) 72081.



A Member of the THORN EMI Group

Name _____
 Address _____

 Tel: _____ Age _____
 Current position _____
 Qualifications _____

 _____ Ref. W.W. 158

357

Electronics R & D

Join us in the forefront
of technology

Take your pick

**HF-VHF-UHF-
Microwave Optics & Acoustics**

A challenging and full career in Government Service.
 Minimum qualification — HNC.
 Starting salary up to £6,737.

Please apply for an application form to the Recruitment Officer (Dept. ww 1), H.M. Government Communications Centre, Hanslope Park, Milton Keynes MK19 7BH.

Sultanate of Oman TELEVISION ENGINEERING VAGANCIES

Due to expansion of the service, several vacancies have arisen and applications are invited from suitably qualified persons.

Those applying for the Engineering vacancies should have full C and G certificates, dip. Tech. or HNC and not less than six years' relevant experience. In most cases a knowledge of Arabic — although not essential — would be useful.

Contracts of employment will be for two years in the first instance and renewable for one year at a time by mutual agreement.

Married accommodation is provided together with free air passage at beginning and end of contract for family. Air tickets are also provided for leave after the first year of service.

Applicants should state age, nationality, qualifications and full details of experience.

TRANSMITTER ENGINEERS

For maintenance of high power VHF TV transmitters and low power UHF transposers. The work will involve travel and in some cases overnight stops away from base. The Transmitters operated within the Sultanate are manufactured by Siemens and Philips.

VTR ENGINEERS

For maintenance on Ampex VR 1200 B and Bosch Fernseh BCM40 machines. There will also be some operational work. In addition some planning and installation work is likely as during the forthcoming year it is intended that 1" VTR machines will be installed.

STUDIO ENGINEERS

For maintenance on cameras vision mixers, S.P.G.S., vision distribution systems, telecine machines and video monitors etc. There will also be operational work, particularly on outside broadcasts and some occasional planning and installation work during the course of the year. The equipment employed are Philips LDK 15 Cameras, Bosch Fernseh, Telecine by rank Cintel and Bosch Fernseh.

MAINTENANCE ENGINEERS

To maintain a wide range of high quality sound broadcasting equipment. Some planning and installation work will arise as new equipment is installed.

LIGHTING ELECTRICIAN

To carry out maintenance on TV studio and film lighting equipment including Dimmers, Luminaries, Batteries, etc. Some lighting work might be involved.

FILM CAMERA MECHANIC

To carry out maintenance on eclair and ARRI 16 MM cameras and other film equipment including Synchronisers, Steenbeck Editing Tables, Tripods, etc. Applications should be sent to:

Director General of Radio and Television
Ministry of Information and Youth Affairs
P.O. Box 600, Muscat, Sultanate of Oman

(439)

REQUIRED: SENIOR AND JUNIOR SERVICE ENGINEERS

The senior engineer should have at least five years' experience of audio equipment and knowledge of A/V systems would be an advantage

Excellent salary for the right person

Please contact

Mr. Roger Brown
Fraser-Peacock Associates Limited
94 High Street, Wimbledon Village
London SW19 5EG
Telephone: 01-947 7551

(355)

Customer Engineers Electronics

Register now — and let us help you in your search for a suitable job

CONNECTION

PERSONNEL
CONSULTANTS
LIMITED

193 FLEET STREET LONDON E C 4 Tel 01-404 5858

Computer Maintenance Engineers

The Job covers the installation and maintenance of a wide range of computer equipment which includes:

- * 3 large scale (B6800) computer systems and peripherals
- * 4 medium scale (B1800) computer systems and peripherals
- * 24 small scale (B90) computer systems and peripherals
- * over 150 terminals linked to the above.

Qualifications should ideally be to Degree level but emphasis will be on ability.

Salary will not be a limiting factor in the selection of suitable candidates.

Burroughs is an international computer company with world-wide activities. The high technology of its products designed and manufactured at Cumbernauld demands the extensive use of computers as shown below.

All necessary training on mainframes and peripherals will form part of the successful candidates personal development.

For Further Information:

Write or phone

Recruitment Manager, Ref WW 2

Burroughs,

Cumbernauld G68 0BN.

Telephone 023-67-35457.

Men or women may apply.

Burroughs

(360)

Electronic Field Service To £10,000+car

If you have worked with Mini Computers (D.E.C., Data General, Hewlett Packard etc.) or Similar Complex Logic Circuitry and are prepared to travel to advance your career, we have a variety of Highly Attractive Service Opportunities available in the UK and Overseas.

For an interesting and remunerative new appointment contact Grant Wilson Ref. GW 578.

TECHNOMARK, 11 Westbourne Grove, London
W2 4UA. Tel: 01-229 9239 (01-229 4218 — 24 hrs.)
Engineering Recruitment Consultants.

VIDEO AREA MANAGERS

U.K. or Overseas

c.£10,000 p.a. incl. Bonus + car

Base: N.W. London

Our Video business is growing – both at home and abroad. To meet further demand we need **ENGINEERS**, with qualifications and/or experience in electronics **who have a flair for selling** and who want to develop their careers in sales.

U.K.: Due to internal promotion we are looking for a capable man or woman to manage our rapidly expanding video business in the London area. Sales are promoted through a network of Video Centres and Video Dealers.

INTERNATIONAL: This appointment involves the planning, development and control of sales, in assigned overseas territories including the

motivation of distributors and sales negotiations with major customers. Previous experience of overseas selling would be an advantage.

In addition to salary, a company car will be provided and there are excellent fringe benefits.

Please send full career details to: **Jeremy Forty, Personnel Manager, Bell & Howell Ltd., Alperston House, Bridgewater Road, Wembley, Middx. 01-902 8812 Extn: 231.**



(465)

ELECTRONIC SERVICE ENGINEERS

LONDON – BRISTOL – MANCHESTER – GLASGOW

Our Company specialises in both sales and servicing of Discotheque Sound and Lighting equipment. We currently have vacancies for engineers who have had previous experience of either HiFi, Studio PA or similar equipment. Excellent salary plus quarterly bonus and P.P.P.

Please telephone or write to Andree Mead, Personnel Director for further details.

Roger Squire's Barnet Trading Estate,
Park Road, Barnet,
Herts EN5 5SA
Telephone 01-441 1919
(158)

TECHTEST LTD., a small but rapidly expanding company engaged in the design and production of R.F. TEST INSTRUMENTATION has vacancies for

SENIOR DESIGN ENGINEERS JUNIOR DESIGN ENGINEERS TEST ENGINEERS

We are at present situated near Oxford but will be moving to new premises in the Hereford area within the next few months. Attractive salaries and relocation expenses will be available to suitable applicants.

Please phone (0993) 73601, or write to

TECHTEST LTD.
NEW MILL, CRAWLEY ROAD
WITNEY, OXFORDSHIRE OX8 5TS

(408)

KINGSTON POLYTECHNIC

SENIOR TECHNICIAN

School of Chemical and Physical Sciences

A senior electronics technician is required to be responsible for the building and maintenance of electrical/electronic equipment. The complexity of the equipment requires the person to be familiar with high level analytical instrument and should have the ability to diagnose faults accordingly. The post offers the possibility of designing and building equipment and of bringing new ideas and technology into the department.

Salary range T3/4 £4971-£6174 inclusive.

Further details and application forms from Assistant Registrar (Personnel), Kingston Polytechnic, Penryhn Road, Kingston-upon-Thames 01-549 1366

INDEPENDENT TELEVISION TECHNICAL AUTHOR

The Independent Television Companies Association, the trade association of the ITV Programme Companies, is looking for a Technical Author experienced in electronics or communications, whose work will include writing reports in conjunction with research and development engineers, originating material for publication in broadcasting journals and the occasional preparation of minutes of technical meetings. Although based in London, some short business visits within the U.K. will be necessary.

The successful candidate, preferably educated to H.N.C. standard and aged 35-50, will have a good understanding of analogue and digital video and sound broadcasting techniques, be familiar with logic and microprocessor circuitry and be able to give clear expression in both speech and writing to complex technical subject matter.

Salary according to age and experience, but not less than £8,750; contributory pension scheme; 4½ weeks' holiday.

Applications marked "Strictly Confidential" with full c.v. should be sent to:

The General Secretary (TA)
Independent Television Companies Association
Knighon House, 52-66 Mortimer Street, W1N 8AN

(362)

ELECTRONIC TEST ENGINEER

New position in a rapidly expanding Company. Analogue and some digital experience essential. The work includes testing, calibration and occasionally some final assembly on a new range of cardiac monitoring equipment.

Applicants will be expected to show responsibility, practical ability in addition to being able to design and construct special items of test equipment. Current driving licence an advantage.


Salary negotiable dependant upon experience. Company Bonus Scheme in operation. Write or telephone 01-874 4441.



3 Charterhouse, Eltringham Street, London SW18 1TD

(372)

Professional Careers in Electronics



All the others are measured by us...

At Marconi Instruments we ensure that the very best of innovative design is used on our range of communications test instruments and A.T.E. We have a number of interesting opportunities in our Design, Production and Service Departments and we can offer attractive salaries, productivity bonus, pension and sick pay schemes together with help over relocation. If you are interested to hear more, please fill in the following details:-

Name _____	Age _____
Address _____ _____	
Telephone Work/Home (if convenient) _____	
Years of experience	0-1 1-3 3-6 Over 6
	<input type="checkbox"/> <input type="checkbox"/> <input type="checkbox"/> <input type="checkbox"/>
Present salary	£3,500-£4,500 £4,500-£5,500 over 4,500 5,500 6,500 £6,500
	<input type="checkbox"/> <input type="checkbox"/> <input type="checkbox"/> <input type="checkbox"/>
Qualifications	None C & G HNC Degree
	<input type="checkbox"/> <input type="checkbox"/> <input type="checkbox"/> <input type="checkbox"/>
Present job _____ _____	

Return this coupon to John Prodger, Marconi Instruments Limited, FREEPOST, St. Albans, Herts, AL4 0BR. Tel: St Albans 59292

Marconi Instruments

A GEC MARCONI ELECTRONICS COMPANY

(9200)

Link Electronics is a successful British Company active in the international sales of Broadcast television and radio equipment. We manufacture a range of studio products from colour cameras to simple D.A.s. We are also one of the largest suppliers of Outside Broadcast vehicles, television and radio studios, all designed and built in Andover for a worldwide market.

Due to continuing Company growth the following vacancies have been created.

PRODUCT DESIGN AND DEVELOPMENT ENGINEERS

Experienced and recently qualified graduates are required to join our research and development team. You will be involved in the design of new studio products including a new range of colour cameras using the very latest analogue and digital techniques. You will have the opportunity to see your designs made in volume production, fulfilling the high technology requirements of the 80's. Applications are invited from engineers who are qualified to degree or HND level and who preferably have some knowledge of video engineering and/or microprocessor techniques.

TEST/QUALITY ASSURANCE ENGINEERS

We require engineers at senior and intermediate level to assist in the manufacture of our new range of products for the Broadcast studio television market.

Applications are invited from engineers with an up-to-date knowledge of digital and linear circuit techniques gained from experience working on television studio equipment, radar equipment, or similar sophisticated products, and qualified to HNC, HND, or TEC level. Opportunities also exist for recently qualified engineers who are interested in developing skills in the studio broadcast engineering field.

TV SYSTEMS ENGINEERS

Experienced senior engineers to work on the design and project management of Outside Broadcast vehicles and television studios. This is an opportunity for engineers to become involved in projects from their initial design concept through manufacture to delivery and installation.

Our custom-built systems require a high degree of customer contact at engineering level from the initial design, to customer training after completion of the contract, both within the UK and overseas.

Applications are invited from engineers with a knowledge of TV studio engineering gained from experience in this type of work or from experience on the operational side of television.

Employment benefits include excellent salary, generous holidays, free life and health insurance, pension scheme, subsidised meals and relocation expenses.

Please apply for further details and application forms to Jean Smith at the address given below.

(331)



Advanced Broadcasting Equipment

LINK
ELECTRONICS

Link Electronics Limited,
North Way, Andover,
Hants, SP10 5AJ.

Telephone: (0264) 61345
(9968)

TOP JOBS IN ELECTRONICS

Posts in Computers, Medical, Comms, etc. ONC to Ph.D. Free service.

Phone or write: **BUREAUTECH, AGY, 46 SELVAGE LANE, LONDON, NW7. 01-906 0251.**

(8994)

ELECTRONICS TECHNICIAN Grade 6 required by Department of Physiology, UCL, to work in the Electronics Workshop. Duties would include the design, construction and maintenance of a wide range of sophisticated equipment used in teaching and research laboratories. Candidates should hold HNC or equivalent and have a good knowledge of electronics, including digital circuitry. Experience in a University or similar institution would be an advantage. Salary in range £5,664 - £6,612 inclusive of London Weighting. Application form from Personnel Officer (Technical Staff FF29), University College, London, Gower St, London WC1E 6BT. (447)

TESTERS, TEST TECHNICIANS, TEST ENGINEERS. Earn what you're really worth in London working for a World Leader in Radio & Telecommunications. Phone Len Porter on 01-874 7281, or write: **REDIFON TELECOMMUNICATIONS Ltd., Broomhill Road, Wandsworth, London, SW18.** (9856)

Electronic Engineers - What you want, where you want!

TJB Electrotechnical Personnel Services is a specialised appointments service for electrical and electronic engineers. We have clients throughout the UK who urgently need technical staff at all levels from Junior Technician to Senior Management. Vacancies exist in all branches of electronics and allied disciplines - right through from design to marketing - at salary levels from around £4000 to £8000 p.a.

If you wish to make the most of your qualifications and experience and move another rung or two up the ladder we will be pleased to help you. All applications are treated in strict confidence and there is no danger of your present employer (or other companies you specify) being made aware of your application.

TJB ELECTROTECHNICAL PERSONNEL SERVICES,
12 Mount Ephraim,
Tunbridge Wells,
Kent. TN4 8AS.



Tel: 0892 39388

Please send me a TJB Appointments Registration form;

Name

Address

(9238)

ALCAN LABORATORIES LIMITED ATLANTIC REGION RESEARCH CENTRE



INSTRUMENT TECHNICIAN

Alcan Laboratories Limited require an Instrument Technician at their Research Centre in Banbury, Oxfordshire. The work will be concerned mainly with the development of electronic measurement and control equipment which will be used in the Laboratory and in Alcan factories.

The Research Centre, which is one of Europe's leading metallurgical laboratories, carries out Research and Development work for associated Group companies in the U.K., Europe, Africa and South America; it is part of the Canadian-based Alcan Aluminium Limited Group, which is one of the world's major aluminium producers.

Candidates will be required to work largely on their own initiative; they should have an HNC in Electronic Engineering followed by several years' experience in the development of prototype electronic equipment.

The Company offers excellent working conditions, progressive salary scales, flexible working hours and a contributory pension scheme. Assistance with the cost of moving house will be given where appropriate.

Application forms can be obtained from: **Miss G. Rogers, ALCAN LABORATORIES LIMITED, Southam Road, Banbury, Oxon. OX16 7SP. Tel. Banbury (0295) 2821.**

(441)

UNIVERSITY OF OXFORD ELECTRONICS TECHNICIAN

An electronics technician is required for work on mass spectrometers and other equipment in the Department of Geology and Mineralogy, under the technical direction of the Electronics Group in the Physics Department. Applicants should have wide experience in fault-finding and building of modern electronic equipment.

Appointment is for five years from 1 August 1980. Salary range £4884 to £5832, under review. Applications with full personal and professional details as soon as possible, to The Administrator, Department of Geology and Mineralogy, Parks Road, Oxford OX1 3PR. (373)

ELECTRONIC TECHNICIANS Grades 3 and 4 required to assist in the construction, modification and maintenance of electronic equipment for use in teaching and research carried out in the Psychology Dept. of UCL, the work is varied and interesting and covers a wide range of analogue and digital techniques. ONC, C. & G. or equivalent required. The Grade 3 technician could have an electrical/mechanical background. Salary in range: Grade 4 = £4,728-£5,325; Grade 3 = £4,374-£4,872 inclusive of London Weighting. Application form from Personnel Officer (Technical Staff CK4), University College London, Gower St., London WC1E 6BT. (370)

BRIGHTON POLYTECHNIC LEARNING RESOURCES

VIDEO RECORDING & STUDIO ENGINEER

£6636-£7722

To be responsible for a newly established production centre equipped with state of the art facilities, including Plumbicon studio and telecine cameras, a wide range of video recorders and a video editing area based on Ampex one-inch broadcast VTRs. The two studios cover straight production, multi-track audio and advanced video post-production facilities. Active participation in related engineering developments is required. Operational experience of sound and colour video systems (preferably in a broadcasting or educational institution) and a degree or equivalent educational qualification are desirable.

ELECTRONIC ENGINEER

£5268-£6381

To work with a team of experienced engineers and technicians developing colour television and other audio visual facilities throughout the Polytechnic. The systems developments range from simple sound and T.V. production equipment to video recording and editing to near broadcast standards.

The Electronics Engineer will apply digital and analogue techniques to develop and install new equipment, up-grade existing facilities, and assist with its maintenance. Formal training to degree or equivalent standard will be expected but proven ability and experience in electronic design and construction (preferably including television) will be rated even more highly.

Further details and application forms from the **Personnel Officer, Brighton Polytechnic, Moulseccomb, Brighton BN2 4AT. Telephone: Brighton 693655 Ext. 2536. Closing date: June 27th.**

(400)

BROADCAST ENGINEERS / TECHNICIANS M/F. We have a number of vacancies for experienced personnel to maintain these National Broadcasting Stations. These are permanent positions, accommodation and conditions are first class, with excellent salaries (tax free) and regular U.K. leave. Apply SPS Executives, (Ref. 1740), Recruitment Consultants, Delme Court, West Street, Fareham, Hampshire, or better still telephone (0329) 235611/236857. (457)

BOOKS

FREE 1980 AMTRON CATALOGUE with new range of kits and equipment cabinets. Send S.A.E. Amtron UK Ltd., 7 Hughenden Road, Hastings, Sussex TN64 3TG. Tel. Hastings 436004.

SITUATIONS VACANT

With Plessey Semiconductors

Discover the difference between doing alright and doing really well

Design/Product/Test/QA Applications/Development

Are your talents fully utilised? Is your job really holding your interest? And are you properly rewarded?

Consider a job with Plessey Semiconductors at Swindon now. Currently we are manufacturing and developing products for telecommunications, radio communications, radar systems, television and power control.

To expand this activity, we seek electronic engineers with ONC through to BSc (Hons) qualifications for a variety of opportunities. We have openings for both junior and senior engineers. You don't need specialist IC experience, a good general electronics background or interest is sufficient.

We are as keen as you are to ensure that your ability is not only utilised to the full but properly rewarded.

We are the largest British semiconductor company by a wide margin. Disregard anything you may have been led to believe about IC manufacture being exclusively an American operation. We have invested heavily in our future. We are growing rapidly. Over 50% of production is exported. Our product and market spread offers very considerable scope for individual men and women.

Opportunities also exist for surface acoustic wave engineers, particularly those with previous experience.

Salary parameters are 5k and 10k.

Design Engineers analogue or digital experience for bipolar, MOS and surface acoustic wave technologies.

Product Engineers analogue or digital experience in design or test engineering, with an interest in production.

Test Development Engineers broad knowledge of electronics, with a real interest in test method concepts - hardware and/or software.

Applications Engineers experience in IC applications, radar IF's, use of ECL or high speed A-D conversion.

Development Engineers MOS IC design or digital design including CMOS and TTL logic design experience.

QA Engineers to work on approval of devices to BS9000 specifications.

Apply to Shirley Cave, Resourcing Officer, Plessey Semiconductors Limited, Cheney Manor, Swindon SN2 2QW. Swindon (0793) 36251.



CAPACITY AVAILABLE

SMALL BATCH productions wiring assembly to sample or drawings. Specialist in printed circuits assembly. Rock Electronics, 42 Bishopsfield, Harlow, Essex 0279 33018. (9094)

PCB ARTWORK DESIGN SERVICE with component notation masters and assembly drawings. PADS Electrical Ltd, 01-850 6516, 45 Southwood Road, New Eltham SE9. (7905)

BATCH PRODUCTION wiring and assembly to sample or drawings. McDeane Electricals, 19b Station Parade, Ealing Common, London. W5. Tel. 01-992 8976. (169)

ARTICLES FOR SALE

INVERTERS

High quality DC-AC. Also "no break" (2ms) static switch, 19" rack. Auto Charger.



COMPUTER POWER SYSTEMS
Interport Mains-Store Ltd.
POB 51, London W11 3BZ
Tel: 01-727 7042 or 0225 310916

(9101)

IBM SELECTRIC 735 TYPEWRITER, suitable for microprocessor 1/0 terminal, with manual and plug, £240 ono. — Tel. Painswick (0452) 813699. (353)

FREQUENCY COUNTER 50 Mhz, 6 digits, start/start facility RCS Type 401 TM. Absolutely brand new, surplus to requirements, £135. — Tel. 01-898 0678 after 7 p.m. (354)

LAB CLEARANCE: Signal Generators; Bridges; Waveform, transistor analysers; calibrators; standards; millivoltmeters; dynamometers; KW meters; oscilloscopes; recorders; Thermal, sweep, low distortion true RMS, audio FL, deviation. Tel. 040-376236. (8250)

CAPACITY AVAILABLE

I.H.S. SYSTEMS

Due to expansion of our manufacturing facilities we are able to undertake assembly and testing of circuit boards or complete units in addition to contract development.

We can produce, test and calibrate to a high standard digital analogue and RF equipment in batches of tens to thousands.

Telephone to arrange for one of our engineers to call and discuss your requirements, or send full details for a prompt quotation.

TEL. 01-253 4562

or reply to Box No. WW 8237 (8237)

PCBs Production runs or prototypes

Assembly to sample or drawings

★ Design Service if required

★ Quick response to demand

★ Expert hand soldering

★ Nothing too large or too small

Telephone or write:

SEAHORSE ELECTRONICS LTD.

Unit 2, Picow Farm Road
Service Industry Estate
Runcorn, Cheshire

Tel. Runcorn (09285) 75950

(9950)

PROTOTYPE SERVICE capacity available to produce your prototypes or small batch quantities from samples or drawings, also PCB artwork design and manufacture. — Lintek Electronics, 14 Adam Close, Coxheath, Kent. Tel. 0622 679584. (282)

PRINTED CIRCUIT BOARDS. Quick deliveries, competitive prices. Quotation on request, roller tinning, drilling, etc. Speciality small batches. Larger quantities available. Boardraven Ltd, Lancaster Road, Carnaby Industrial Estate, Bridlington, North Humberstone, YO15 3QY. For the attention of Mr J. Harrison. Tel: (0262) 78788.

ELECTRONIC DESIGN SERVICE. Immediate capacity available for circuit design and development work, PC artwork, etc. Small batch and prototype production welcome. — E.P.D.S. Ltd., 93b King Street, MAIDSTONE, Kent. 0622-677916.

ARTICLES FOR SALE

**NEW OFFER!!
MICROPHONE TRANSFORMERS**

2 x 300 ohms input for 200 balanced microphone.
47K output — 7:1 ratio.
Mumetal can with fixing bush and 6" flying leads.
Maximum input level 700mv RMS (200 ohm). Response 10Hz-20KHz ± ½ db.

PRICE £3.40 inc. VAT.

DIRECT INJECT BOXES . . .

Jack input XLR output isolate switch and level control.

PRICE £19.00 inc. VAT.

XLR CONNECTORS . . .

High quantity connectors most popular models at very low prices.

QUANTITY DISCOUNTS GIVEN

TRADE AND EXPORT ENQUIRIES WELCOMED.

MWM Co.

159 Park Road, Kingston, Surrey KT2 6BX

01-549 9130

Please add £1.00 postage

410

**NEW 1980 Ed.
WORLD RADIO
T.V. HANDBOOK**

COMPLETE DIRECTORY OF INTERNATIONAL RADIO & T.V.

Price: £9.50

1980 THE RADIO AMATEUR'S H/B

by ARRL Price: £8.00

UNDERSTANDING MICRO-PROCESSORS

by Texas Ins. Price: £4.00

HOW TO USE INTEGRATED CIRCUIT LOGIC ELEMENTS

by J. W. Streater Price: £4.50

HIGH PERFORMANCE LOUD-SPEAKERS

by M. Colloms Price: £5.70

VIDEOCASSETTE RECORDERS THEORY & SERVICING

by G. P. McGinty Price: £8.95

RADIO & ELECTRONIC LABORATORY H/B

by M. G. Scroggie Price: £18.95

A PRACTICAL INTRO. TO ELECTRONIC CIRCUITS

by M. H. Jones Price: £5.25

PRINTED CIRCUITS H/B

by C. F. Coombs Price: £25.35

INTRODUCTION TO VLSI SYSTEMS

by C. Mead Price: £12.00

* ALL PRICES INCLUDE POSTAGE *

THE MODERN BOOK CO.

Specialist in Scientific & Technical Books

19-21 PRAED STREET LONDON W2 1NP

Phone 402-9176

Closed Sat 1 p.m.

(8974)

THE SCIENTIFIC WIRE COMPANY

P.O. Box 30, London, E.4

ENAMELLED COPPER WIRE

SWG	1lb.	8oz.	4oz.	2oz.
8 to 29	2.76	1.50	.80	.60
30 to 34	3.20	1.80	.90	.70
35 to 40	3.40	2.00	1.10	.80
41 to 43	4.75	2.60	2.00	1.40
47	8.37	5.32	3.19	2.52
48 to 49	15.96	9.50	6.38	3.69

SILVER PLATED COPPER WIRE

14 to 30	6.50	3.75	2.20	1.40
----------	------	------	------	------

TINNED COPPER WIRE

14 to 30	3.38	2.36	1.34	.90
----------	------	------	------	-----

Prices include P&P, VAT and Wire Data. SAE for list. Dealer enquiries welcome. Reg Office: 22 Coningsby Gardens.

(9063)

ENCAPSULATING, coils, transformers, components, degassing, silicone rubber, resin, epoxy. Lost wax casting for brass, bronze, silver, etc. Impregnating coils, transformers, components. Vacuum equipment low cost, used and new. Also for CRT regunning met allising. Research & Development. Barratts, Mayo Road, Croydon, CR0 2QP. 01-684 9917. (9678)

GWM RADIO LTD., 40/42 Portland Road, Worthing, Sussex. Tel: 0903 34897 for surplus supplies. AVO 8 £43. Model 7 MK II £32 inclusive P x P receivers. Eddystone 730's Atlanta Marine, B40 ex-Govt. 40ft pneumatic masts by Seam Clark. Type 76 telephones. S.a.e. for details. AVO movements. All types of radio telephones, large or small quantities bought and sold, many one off items in stock. No lists, we are worth a visit, wholesale and retail. (9152)

TEST EQUIPMENT. Audio & R.F. Signal Generators Grip Dip and S.W.R. Meters. Transistor Testers. Reg. P.S.U. Send s.a.e., stating requirements, to TELERADIO, 325 Fore Street, London N9 0PE. (292)

ULTRASONIC TRANSDUCERS (Murata). £2.85 pair plus 25p p&p. — Dataplus Developments, 81 Cholmeley Road, Reading, Berkshire. (344)

TEKTRONIX Type 535/545 Oscilloscope for sale. Excellent condition, includes extra Type D plug-in unit, £170 ono. — Ring 01-946 3464. (343)

W.W. SCIENTIFIC COMPUTER. 4K user RAM. 6k ROM (old and new firmware) cassette recorder, Sony TV monitor. First-class condition. £275. — Phone Walton-on-Thames 44110. (356)

EQUIPMENT WANTED

TO ALL MANUFACTURERS AND WHOLESALERS IN THE ELECTRONIC RADIO AND TV FIELD

BROADFIELDS & MAYCO DISPOSALS

will pay you top prices for any large stocks of surplus or redundant components which you may wish to clear. We will call anywhere in the United Kingdom.

21 LODGE LANE NORTH FINCHLEY, LONDON N12 8JG Telephone Nos. 01-445 0749/445 2713 After office hours 958 7624

(9123)

With 38 years' experience in the design and manufacturing of several hundred thousand transformers we can supply:

AUDIO FREQUENCY TRANSFORMERS OF EVERY TYPE

YOU NAME IT! WE MAKE IT!

OUR RANGE INCLUDES

Microphone transformers (all types), Microphone Splitter/Combiner, transformers. Input and Output transformers. Direct Injection transformers for Guitars, Multi-Secondary output transformers. Bridging transformers. Line transformers, Line transformers to G.P.O. Isolating Test Specification Tapped impedance matching transformers. Gramophone Pickup transformers. Audio Mixing Desk transformers (all types). Miniature transformers. Microminiature transformers for PCB mounting. Experimental transformers. Ultra low frequency transformers. Ultra linear and other transformers for Valve Amplifiers up to 500 watts. Inductive Loop Transformers. Smoothing Chokes, Filter inductors. Amplifier to 100 volt line transformers (from a few watts up to 1000 watts). 100 volt line transformers to speakers. Speaker matching transformers (all powers). Column Loudspeaker transformers up to 300 watts or more.

We can design for RECORDING QUALITY, STUDIO QUALITY, HI-FI QUALITY, OR P.A. QUALITY. OUR PRICES ARE HIGHLY COMPETITIVE AND WE SUPPLY LARGE OR SMALL QUANTITIES AND EVEN SINGLE TRANSFORMERS. Many standard types are in stock and normal dispatch times are short and sensible.

OUR CLIENTS COVER A LARGE NUMBER OF BROADCASTING AUTHORITIES, MIXING DESK MANUFACTURERS, RECORDING STUDIOS, HI-FI ENTHUSIASTS, BAND GROUPS, AND PUBLIC ADDRESS FIRMS. Export is a speciality and we have overseas clients in the COMMONWEALTH E.E.C., USA, MIDDLE EAST etc.

Send for our questionnaire which, when completed, enables us to post quotation by return.

SOWTER TRANSFORMERS

Manufacturers and Designers

E. A. SOWTER LTD. (Established 1941), Reg. No. England 303990

The Boat Yard, Cullingham Road, Ipswich IP1 2EG

Suffolk. P.O. Box 36 Ipswich IP1 2EL, England

Phone: 0473 52794 & 0473 219390

(141)

ALFAC ELECTRONIC TRANSFERS. Stockists of full range x1 and x2 size (etch-resist) transfers for P. C. B. layouts. Return service. Send 17p stamp for catalogue, sample etc. PKG Electronics, Oak Lodge, Tansley, Derbyshire. (367)

A POWERFUL WORD PROCESSOR reduction word processor; IBM Golf Ball typewriter linked to twin magnetic tape cassette (or twin magnetic card) memory module. Full edit/search/formatting capabilities. £595 plus VAT. Autotype, Abingdon (0235) 831245. (376)

6 SINGLE TV TUBE PUMPING STATIONS, complete with bake-out oven and automatic controls. These units will process all types of TV tubes and can be seen in operation. For sale in single unit as required. Michael Handley Ltd., Lonsdale Street Works, Nelson, Lancashire BB9 9HG. Tel.: Nelson 692836. (426)

TEKTRONIX OSCIL. 585A 82 plug-in 82 MHZ. Calibrated by Plessey. New condition, £375. Tel 0273-731391. (437)

BEARCAT 220 VHF UHF RECEIVERS, Synthesized coverage of 66 to 88MHz, 118 to 136MHz, 144 to 174MHz, 420 to 512MHz. Digital Led frequency readout, Mains or 12VDC operation. £239 inclusive. PLH Electronics, 20 Vallis Road, Frome, Somerset. Tel. (0373) 61831. (428)

CLEARANCE PARCELS: Transistors, resistors, boards, hardware, 10lbs only £5.80; 1,000 Resistors £4.25, 500 Capacitors £3.75. BC 108, BC 171, BC 204, BC 230, 2N 5061, CV7497 Transistors, 10-70p, 100-£5.80. 2N 3055, 10 for £3.50. S.a.e. lists: W.V.E. (3), 15 High Street, Lydney, Glos. (444)

CLWYD COUNTY COUNCIL EDUCATION DEPARTMENT

The Council has the following items for sale, which are surplus to requirements

TWO (2) I.V.C. 625/50 P.A.L. colour Portable Video Tape Recorder,

Model 961PC Mk III with insert and assemble editing for operation from 230 volts A.C. ± 10% 50Hz supply. Including empty 8 inch precision spool, service extender boards and Service Manual

ONE (1) I.V.C. Digital Time Base Corrector,

type TBC 2001, for 625/50 P.A.L. or MONO standard operation. 230 volts A.C. ± 10% 50Hz single phase supply, including Digital Time Base Corrector. Digital Drop-out compensator. Velocity Compensator. Synch. pulse generator, with GEN lock and processing amplifier.

ONE (1) set of Heads

for the above I.V.C. Portable Video Tape Recorder. Model 961PC Mk III.

Further information and tender forms, returnable by the 27th June, 1980, available from the Co-ordinator of Educational Technology, Clwyd Centre for Educational Technology, County Civic Centre, MOLD, Clwyd, CH7 1YA.

E. R. LL. Davies

Director of Administration & Legal Services (432)

DO YOUR OWN SHEET-METAL WORK

For Shearing, Notching, Aperture cutting, Punching, Box-folding etc. You need the concentrated versatility of only 3 Gabro Machines.

For well illustrated literature — **GALE BROS. (ENGINEERS) LTD.** HATHERSHAM CLOSE, SMALLFIELD, SY. RH6 9JE Tel: (0342-84) 2157 (435)

ARTICLES FOR SALE

TO MANUFACTURERS, WHOLESALERS & BULK BUYERS ONLY

Large quantities of Radio, T.V. and Electronic Components
RESISTORS CARBON & C/F 1/8, 1/4, 1/2, 1. 1 Watt from 1 ohm to 10 meg.
RESISTORS WIREWOUND. 1 1/2, 2, 3, 5, 10, 14, 25 Watt.
CAPACITORS. Silver mica, Polystyrene, Polyester, Disc Ceramics, Metalamite, C280, etc.
 Convergence Pots, Slider Pots, Electrolytic condensers, Can Types, Axial, Radial, etc.
 Transformers, chokes, hopts, tuners, speakers, cables, screened wires, connecting wires, screws, nuts, transistors, ICs, Diodes, etc., etc.
 All at Knockout prices. Come and pay us a visit. Telephone 445 2713, 445 0749.

BROADFIELDS & MAYCO DISPOSALS
 21 Lodge Lane, N. Finchley, London, N.12. 5 mins. from Tally Ho Corner (9461)

WRONG TIME?

MSF CLOCK is ALWAYS CORRECT—never gains or loses, 8 digits show Date, Hours, Minutes and Seconds. Auto GMT/BST and Leap Year, also second-in-a-month STOP CLOCK and parallel.
 BCD output, ideal for navigation, synchronising events, astronomy, etc. receives Rugby time signals, 1000Km range, ABSOLUTE TIME, £48.80.
60KHZ RUGBY RECEIVER, as in MSF Clock, built-in antenna, serial data and audio outputs, £13.70.
V.L.F.? 10-150KHz Receiver £10.70.
 Each fun-to-build kit includes all parts, printed circuit, case, postage etc. money back assurance so SEND off NOW.

Cambridge Kits, 45 (WF) Old School Lane, Milton, Cambridge.

STC 4001 TWEETERS bargain clearance offer, 2 for £6, 4 for £10, £1.50 p.p. — Seasm Ltd., The Paddocks, Frith Lane, London N.W.7. (319)

MICROWAVE EQUIPMENT, wave guides, attenuators, all used but in good condition, Barretts, 1 Mayo Road, Croydon, CR0 2QP. 01-684 9917. (397)

HEWLETT-PACKARD 130 C. Oscilloscope. New manual, new valves. V.g.c. Bargain. £250. — Ring 050 86 Framingham Earl 2612. (446)

THINKING OF RENTING A TELEPHONE ANSWERING MACHINE? THEN STOP!

Did you know that for the equivalent of just one year's rental you could actually buy one outright?

For details write to:
Javal Supplies Ltd. (Dept. 2C),
 120 Alexandra Road, Burton-on-Trent, Staffs DE16 0JB or telephone (0283) 47427 any time. (337)

OPERATIONAL 625 line PAL colour system for sale. Three studio cameras, zoom lenses/cables. Vision mixer. Monochrome/colour monitors, sync pulse generator. £15,000. Lincolnshire ETV. Tel: (0522) 27347. (454)

ASR33 TELETYPE with pedestal, good condition, £350. NOVA 820 Minicomputer with 32K word RAM, spare boards. £450. Phone 01-965 7388. (455)

"VERO 19" CARD FRAMES (as new). Height 5u. With case plus extras. £22 inc. postage. Edge conns. £1.25. Phone (04895) 5355.

BURGLARS

Safeguard your home, shop, etc., from burglars and vandals with the best D.I.Y. equipment available.

Send S.A.E. for comprehensive price list, e.g. £6 for one of our fully weather-proofed steel Bell-Boxes the professionals use.

Lawrence, 42/45 New Broad Street, London, EC2M 1QY.

"Don't buy in Kits buy in Bits" (277)

THE VINTAGE WIRELESS COMPANY 1920 to 1950

Receivers, valves, components, service data, historical research, books, magazines, repairs and restorations. A complete service for the collector and enthusiast of vintage radio

S.a.e with enquiry and for monthly news sheet

1980 catalogue £1
 Closed Monday (Anaphone)

THE VINTAGE WIRELESS COMPANY
 64 Broad Street, Staple Inn, Bristol BS16 5NL
 Tel: Bristol 565472 (177)

Quartz Crystal Units

ACCURATE RELIABLE

Private enquiries, send 1/3p in stamps for brochure

THE QUARTZ CRYSTAL CO. LTD.
 Q.C.C. WORKS, WELLINGTON CRESCENT
 NEW MALDEN, SURREY 01-942 0334 & 2988 (8493)

ARTICLES WANTED

WANTED

ANGLIAN INDUSTRIAL AUCTIONS

We sell by auction, all radio and electronic components and equipment. Why not let us sell your surplus and end of production materials. All entries must be received at least 21 days prior to sale.

For entry forms or catalogue of next auction contact.

B. BAMBER ELECTRONICS
 5 STATION ROAD
 LITTLEPORT
 CAMBS. CB6 1QE
 TEL: (0353) 860185 (263)

DEAD OR ALIVE

SPOT CASH

paid for all forms of electronics equipment and components

F.R.G. General Supplies
 550 Kingston Road, London
 Tel: 01-404 5011
 Telex: 24224 Quote Ref 3165 (8742)

WANTED

Test equipment, receivers, valves, transmitters, components, cable and electronic scrap, any quantity. Prompt service and cash. Member of A.R.R.A

M & B RADIO
 86 Bishopsgate Street
 Leeds LS1 4BB
 0532-35649

TURN YOUR SURPLUS Capacitors, transistors, etc. into cash. Contact **COLES-HARDING & Co.**, 103 South Brink, Wisbech, Cambs. 0945-4188. Immediate settlement. We also welcome the opportunity to quote for complete factory clearance. (9509)

STORAGE SPACE is expensive, why store redundant and obsolete equipment? For fast and efficient clearance of all test gear, power supplies, PC boards, components, etc., regardless of condition or quantities. Call 01-771 9413. (8209)

WANTED: Recording equipment of all ages and varieties. (California, U.S.A.). Tel. (415) 232-7933. (9814)

WANTED, SEMICONDUCTORS and clean new surplus components. Hewitts, 52 Barkby Road, Syston, Leicester. (294)

WANTED!

all types of scrap and **REDUNDANT ELECTRONIC & COMPUTER MATERIALS** with precious metal content

TRANSISTORS & PRINTED CIRCUIT BOARDS TO COMPLETE COMPUTERS

THE COMMERCIAL SMELTING & REFINING Co. Ltd.
 171 FARRINGTON ROAD
 LONDON EC1R 3AL
 Tel: 01-837 1475
 Cables: COMSMELT, EC1
 Works: RECKNEY, Nr. LEICESTER (205)

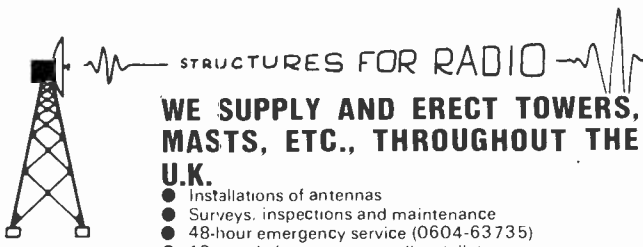
We will purchase your surplus and obsolete Telephone Equipment and Electronic Components. Anything considered, from Relays to Complete Exchanges
 Contact

TELECOMM. SPARES
 Lea Valley (0992) 716945 (137)

TELETEXT, TV SPARES & TEST EQUIPMENT. TELETEXT. Latest MK2 external unit kit incl. Mullard Decoder 6101VML and infra-red remote control £258, p/p £2.50 (further details on request). Also MK1 external unit kit incl. Texas XM11 decoder, special offer price £168, p/p £2.50. Both kits incl. UHF modulator, and plug into TV set aerial socket. **SPECIAL OFFER TEXAS XM11 Decoder**, new and tested, limited quantity at 1/3 price, £65, p/p £1.40. Stab. power supply (5v) for Teletext decoders, £5.90, p/p £1. Thorn design XM11 interface unit, £1.80, p/p 80p. **NEW SAW FILTER IF AMP PLUS TUNER** (complete & tested for sound & vision), £28.50, p/p £1. **COLOUR BAR & CROSS HATCH GENERATOR KIT (MK4) PAL**, UHF aerial input type, 8 vertical colour bars, K-Y, B-Y, grey scale, etc. P/B controls £35. Batt holders £1.50 or stab. mains power supply kit £4.80. De-luxe case £5.20 or alum. case £2.90, p/p £1.40. Built & tested in De-luxe case (battery) £58, p/p £1.50. **CROSS HATCH KIT UHF aerial input type** also gives peak white & black levels, batt. op. £11, p/p 45p. Add-on **GREY SCALE KIT** £2.90, p/p 35p. De-luxe case £5.20. **UHF SIGNAL STRENGTH METER KIT** £17.50. Alum. case £1.80. De-luxe case £5.20, p/p £1.40. **CRT TEST & REACTIVATOR KIT** for colour & mono £22.80, p/p £1.70. **THORN 9000 Touch Tune Remote control receiver unit plus transmitter handset** £16, p/p £1.40. **THORN 9000 Fascia incl. channel select. indicator, set controls, speaker**, £5.80, p/p £1.60. **TV SOUND IF TRANSID.** Tested, £6.80, p/p 85p. **BUSH SURPLUS IF PANELS.** A816 £1.80, TV312 (single I.C.) £5, Z718/BC6100 £5, A823 (Exp) £2.80, p/p 85p. **BUSH Z718/BC6100 Line Time Base Panel Z904**, incl. LOPT, EHT stick, Focus, etc., 18in or 22in, £15, p/p £1.60. **BUSH 161 series TB panel A634** £3.80, p/p £1.20. **DECCA colour TV Thyristor Power supply** £3.80, p/p £1.40. **GEC 2010 series TB panel** £1, p/p 90p. **GEC 2040 CDA panel** £4.50, p/p £1.20. **PHILIPS G8 S/S conv. panel** £2.50, p/p £1.20. **G8 Decoder panels for spares** £1.80, p/p £1.20. **G9 Signal panels for small spares** £3.80, p/p £1.20. **THORN 3500 Line TB panel** £5, p/p £1. 3000 ex-rental panels IF, VIDEO, DECODER, £5, p/p £1.20. **8000/8500 TB salvs/spares** £4.80, p/p £1. 9000 Line TB (incl. LOPT) salvs/spares £7.50, p/p £1.60. **COLOUR SCAN COILS** (Mullard or Plessey) £6, p/p £1.80. **Yoke** £2.50, p/p £1. **Blue Lat 75p**, p/p 35p. **Mono Scan Coils** (Thorn, Philips, Pye) £2.80, p/p £1. **VARICAP UHF TUNERS**, Mullard U321 £7.80, ELC1043/05 £5.50. G.I. £3.50. Salv. (asstd) £1.50, p/p 45p. **Varicap UHF/VHF ELC2000S** £8.50. **Bush (dual)** £7.50, p/p 70p. **TOUCH TUNE CONTROL units**, Bush (6 pos) £4.50, p/p 80p. **VARICAP CONTROL UNITS** 3 pos. £1.20, 4 pos. £1.50, 5 pos. £1.80, 6 pos. £1.80, 6 pos. special offer £1, p/p 45p. **UHF transd. Tuners (rotary)** incl. s/m drive £2.50, 4 pos. P/B £2.50, 6 pos. P/B £4.20, p/p £1.20. (Special types available, details on request). **DL50 Delay Line** £2.50, p/p 50p. Large selection of **LOPTS, Triplers, Mains Droppers**, and other spares for popular makes of colour & mono receivers. **PLEASE ADD 15% VAT TO ALL PRICES.** — **MANOR SUPPLIES, 172 WEST END LANE, WEST HAMPSTEAD, LONDON, N.W.6. SHOP PREMISES.** Tel. 01-794 8751. Easily accessible W. Hampstead Jubilee Tube & Brit Rail N. London (Richmond-Broad St.) and St. Pancras-Bedford. Buses 28, 159, 2, 13. Callers welcome. Thousands of additional items not normally advertised available at shop premises. Open daily all week incl. Saturday (Thursday half day). **MAIL ORDER: 64 GOLDERS MANOR DRIVE, LONDON NW11 9HT. PLEASE ADD 15% VAT to all prices.** (60)

SPECIAL PURPOSE and high power valves of Eimac and Varian wanted: 304TL, 4-125A, 4CX1000A, etc. 53, 6L6, 7N7, 7F7 valves also desired. — Ted, W2KUW, 10 Schuyler Avenue, North Arlington, New Jersey 07032 (USA). (329)

SERVICES



WE SUPPLY AND ERECT TOWERS, MASTS, ETC., THROUGHOUT THE U.K.

- Installations of antennas
- Surveys, inspections and maintenance
- 48-hour emergency service (0604-63735)
- 12 months' guarantee on all installations

If you like to plan well ahead phone us **NOW** for information on our **Inflation-proof fixed-price ordering**.

Ask for Steve Faulkner on 0604-21930

TELECOMM RIGGING SERVICE

T.R.S. (NORTHAMPTON), Unit 3, Rothersthorpe Trading Est., Northampton (406)

EURO CIRCUITS

Printed Circuit Boards — Master layouts — Photography — Legend printing — Roller tinning — Gold plating — Flexible films — Conventional fibre glass — No order too large or too small — Fast turnaround on prototypes. All or part service available NOW (9630)

EURO CIRCUITS TO.
Highfield House
West Kingsdown
Nr. Sevenoaks, Kent. WK2344

TEST EQUIPMENT CALIBRATION AND REPAIR

Quick turn round, attractive rates, ring for details on Southampton (0703) 431 323

DUTCHGATE LTD.

94 Afriston Gardens, Sholing
Southampton (9385)

SMALL BATCH FLOW SOLDERING.

Up to 500 per week. PC boards flow soldered and inspected. Maximum size 8in x 12in. Send sample PCBs for quotation or phone Musicaid, 176 Hatfield Road, St Albans, Herts. Tel: St Albans (0727) 34321/33868. (396)

COLOURED FLUORESCENTS, all applications of fluorescent lighting effects. Reduce your costs, use our custom-design service, assemble your own units. Box No. WW427. (427)

'ONE OFFS' A SPECIALITY. Small batch PCB assembly. Quality hand-soldering and wire-wrapping. Collection/delivery service available. Contact Byrd Associates on Bedford (0234) 215826 or reply to Box No. W.W. 424.

PRINTED CIRCUIT BOARDS. Single/double sided from circuit diagrams to assembled and tested boards. Any intermediate stages at manufacture undertaken. Quick turnaround on prototypes. Phone Maldon (0621) 741560 or write to Mayland Electronics, 4 The Drive, Maylandsea, Chelmsford, Essex CM3 6AB. (445)

DESIGN DEVELOPMENT MANUFACTURE. We can offer a high quality, professional service, covering all aspects from original design to small batch production. Digital/Analogue prototypes welcome. For competitive pricing and quick delivery phone Mr. Flower, Digitalis Ltd., 9 Milldown Road, Goring-on-Thames, Oxfordshire. Tel: 049 14 3162. (9925)

PRINTED CIRCUIT MANUFACTURE. Very fast, reliable service. Lowest prices. Prototypes welcome. Inhouse photography. Phone 06474-573 for instant quote or write to AKTRONICS Ltd., 42/44 Ford Street, Moretonhampstead, Devon. (9857)

REPETITION SHEET METALWORK on Wiedemann turret press. Long/short runs. Highly competitive. Quick deliveries commission for introductions. — EES Ltd., Clifford Rd., Monks Rd., Exeter. 36489. (8060)

DESIGN SERVICE. Electronic Design Development and Production Service available in Digital and Analogue Instruments, Kit Transmitters and Receivers for control of any function at any range. Telemetry, Video Transmitters and Monitors, Motorised Pan and Tilt Heads etc. Suppliers to the Industry for 16 years. Phone or write Mr. Falkner, B.C.S. Electronics, 6 Wolsey Road, Ashford, Middlesex. Phone Ashford 53661. (8341)

SMALL BATCH PCB'S produced from your artwork. Also **DIALS, PANELS, LABELS.** Camera work undertaken. **FAST TURNAROUND.** — Details: Winston Promotions, 9 Hatton Place, London EC1N 8RV. Tel. 01-405 4127/0960. (9794)

A COMPLETE SERVICE to manufacturers. Assembly, cable forming and testing. Also a prototype PCB service and component scheduling at competitive prices. Small or large runs with quick turn-round to high standards. Contact the professionals — Techronic Services, Staincliffe Mills, Dewsbury, W. Yorks. Tel (0924) 409040 TX 556267. (310)

ELECTRONIC DESIGN SERVICES. MICROPROCESSOR HARDWARE and SOFTWARE design facilities have now been added to our established expertise and comprehensive test facilities previously available to you for ANALOGUE and COMMUNICATIONS designs. — For fastest results please phone Mr. Anderson, Andertronics Ltd, Ridgeway, Hog's Back, Seale (nr. Farnham), Surrey. 02518-2639. (275)

P.C.B. PROTOTYPE and small batch production. Design layout, assembly and testing. Fast, reliable service. Wye Valley Electronics, 15 High St. Lydney, Glos. Tel: Dean (0594) 41267. (365)

MICRO ENGINEERS with years of hardware and software experience, seek independent design and development projects. No task too small. Please write in the strictest confidence to Box No. W.W. 438.

COURSES

CCAT CAMBRIDGESHIRE COLLEGE OF ARTS AND TECHNOLOGY

Courses in Electronics

BSc IN ELECTRONIC ENGINEERING

A four-year part-time degree course for mature students. Of particular interest to those engaged in Digital, Telecommunications or Central Systems. Entry qualification required is an HNC or equivalent in electrical and Electronic Engineering or Applied Physics. This CNAA degree is considered by the Council of Engineering Institutions as meeting their C.Eng. academic requirements.

CEI PART II

One year full-time or two years' part-time course in preparation for the CEI Part II examination which is the present academic qualification for Chartered Engineers. Subjects offered include Electronics, Communication, Central and Computer Engineering. Entrants should have passed CEI Part I or have been exempted; holders of HNC and endorsement or HND are so qualified. Further details and application forms are available from the Information Office, Cambridgeshire College of Arts and Technology, Cambridge CB1 2AJ. Telephone (0223) 63271. (371)

INTERESTED IN A TECHNICAL CAREER IN TV/RADIO/RECORDING?

The best way to achieve this is to take a concentrated industry-recognised 2-year course with Ravensbourne College and Bromley College of Technology. Student grants are available and the course leads to the TEC Higher Diploma in Communications Engineering. Supported by a number of TV companies, the course is a mixture of academic and practical work.

To find out more about this unique opportunity to secure a worthwhile absorbing career in a well-paid, expanding industry (300 of our ex-students now have responsible jobs in Communications) write or telephone The Secretary, Department of Television Ravensbourne College, Wharton Road, Bromley, Kent BR1 3LE (Tel 01-464 3090). (388)

CAPACITY AVAILABLE

CIRCOLEC

for Electronic/Electro-Mechanical Assembly. We offer the following versatile and quality service for small to large batches.

PCB and Final Assembly, Repairs and Servicing, Inspection and Functional Test, Prototypes and Associated Services, and modifications.

For competitive prices and fast turnaround, contact Circolec. Tel: 01-767 1233; 1 Franciscan Road, Tooting, S.W.17. (273)

K.A.H. ELECTRONICS LTD.

CONSULTANTS - DESIGNERS ASSEMBLERS

SPECIALISTS IN MICRO-BASED SYSTEMS

50 Flixton Road
Urmston, Manchester
Tel: 061-748 3878 (9919)

PCB ASSEMBLY CAPACITY AVAILABLE

Low or high volume, single or double sided, we specialise in flow line assembly

Using the Zevatron flow soldering system and on line cutting, we are able to deliver high quality assemblies on time, and competitively priced

Find out how we can help you with your production. Phone or write. We will be pleased to call on you and discuss your requirements

TW ELECTRONICS LTD.
120 NEWMARKET ROAD
BURY ST. EDMUNDS, SUFFOLK
TEL: 0284 3931

Sub-contract assemblers and wireers to the Electronics Industry (9068)

TENDERS

WEST MIDLANDS PASSENGER TRANSPORT EXECUTIVE UHF/FM HAND-PORTABLE RADIO TRANSMITTER/RECEIVER SETS


The Executive invite applications from manufacturers who wish to be included upon the Executive's list of tenderers who may be invited to tender for up to 20 sets of above-mentioned equipments

Specification and tender details can be obtained from **S. Evans, Purchasing Controller, West Midlands Passenger Transport Executive, 16 Summer Lane, Birmingham B19 3SD.**

Closing date for tenders 12 noon, July 7 1980

The Executive does not bind itself to accept the lowest or any other tender (450)

Here's why you should buy an I.C.E. instead of just any multimeter



I.C.E.

WW136 FOR FURTHER DETAILS

- * Best Value for money.
- * Used by professional engineers, D.I.Y. enthusiasts, hobbyists, service engineers.
- * World-wide proven reliability.
- * Low servicing costs.
- * 20K/volt sensitivity and high accuracy.
- * Large mirror scale meter.
- * Fully protected against overload.
- * Large range of inexpensive accessories.
- * 12 month warranty, backed by a full after sales service at E.B.Sole U.K.Distributors

Prices from £16.60 – £32.00 + VAT
Send for full colour leaflet and prices on whole range including accessories.

ELECTRONIC BROKERS LIMITED

49-53 Pancras Road, London NW1 2QB.
Tel: 01-837 7781. Telex: 298694.

INDEX TO ADVERTISERS JUNE/JULY
Appointments Vacant Advertisements appear on pages 157-175

	PAGE		PAGE		PAGE
Acoustical Mfg	121	Ferranti Semiconductors	1, 145	P.B.R.A. Ltd.	144
Adcola Products	29	Field Tech	31	P.M. Components	129
A.E.L. Crystals	29	Fluke (GB)	30	Polytechnic of Central London	106
A. H. Supplies	126	Fylde Electron Labs	124	Powertran Electronics	97, 99, 101
Ambit International	29	GMT Electronics	118	Practical Computing	140
Antex	65	Gould Instrument Div.	Cover ii	Precision Engineering, F.H.	144
A.P. Products	141	G.P. Industrial Elec. Ltd.	16	Precision Petite Ltd.	18
Apex	32	Greenwood Electronics	15	Pye Unicam	13
Airamco	128	Guide to Broadcasting Stations	109	Quantum Electronics	18
Aro Plastics Dev Ltd	106	Hameg	125	Racal Recorders	19
ASA	34	Hall Electric Ltd.	2	Radio Components Specialists	130
Aspen Electronics Ltd	22	Happy Memories	129	Radio Shack	108
Audix BB	120	Harris Electronics (London) Ltd.	22	Ralfe, P. F.	138
AVO Ltd	120	Harrison Brothers	138	R.C.S. Electronics	146
Bach-Simpson	66	Hart Electronics	96	Research Communications	125
Barkway Electronics Ltd	28	Harwin Engineering	136	Reticon	129
Barnet Metal	98	Henry's Radio	132, 139, 148, 154	RST Valves	105
Barrie Electronics Ltd	135	Hi-Fi Y/Book	104	Samsons (Electronics) Ltd.	140
Bell & Howell	23	Hilomast Ltd.	16	Sandwell Plant Ltd.	135
BIB Hi-Fi	Cover iv	Horizon Exploration	141	Sarel	94
Bi-Pak Semiconductors Ltd	143	I.L.P. Electronics Ltd.	102, 103	Science of Cambridge	20, 21
Bremi	12	ILP Transformers Ltd.	108	Scopex Instruments Ltd.	137
Bulgin Electronics Ltd	83	Industrial Tape Applications	83	Service Trading	134
Bull, J.	131	Integrex Ltd.	95	Sescom	32
Carston Electronics Ltd	6, 7	Interface Comps	122	Shure Electronics	36
Catronics	147	Interface Quartz Devices	122	Sinclair Radionics	26
Chiltern Electronics	141	ITT Instrument Services	9	Softy Ltd.	122
Chiltmead Ltd	152	ITT Mercator	4	SME Ltd.	119
CIL Electronics Ltd	98	Keithley Insts.	73	Sonic Sound Audio	33
Codespeed Elec	108	Kirkham Amplifier	8	Sonimag 18	34
Colomor	148	Langrex	105	Special Products Ltd.	34
Computer Appreciation	146	Lascar Electronics	26	Strumech Eng'g	124
Continental Specialities	9, 14, 133	Level Electronics Ltd.	3	Strutt Electrical & MSH Ltd.	146
Craef (UK)	30	Livingstone Hire Ltd.	115	H. W. Sullivan	84
Cropico Ltd	112	Low Electronics Ltd.	100	Surrey Electronics Ltd.	147
Crow of Reading	126	Maplin Electronic Supplies	Cover iii	Swanley Electronics Ltd.	135
Crimson Elektrik	112	Marshall, A. & Sons (London) Ltd.	138	Tandy Corporation	114
Dalston Elec	29	MCP Electronics	35	Technomatic	142
Danavox (GB) Ltd	113	Microcircuits Ltd.	5	Teleradio Elec	146
Display Electronics	153	Midwich Computer Co.	148	3M United Kingdom	14
Drake Transformers	136	Mills, W.	135	Thurlby Electronics	29
Dream Plant Electronics	111	Milward, G. F.	106	Trader Y/Book	147
Dutchgate Ltd	139	Monolith Electronics Co.	29	Transtel Communications	117
Edicron	28	Mullard	10, 11	United Nations	156
Elan Digital Systems	155	Multicore Solders Ltd.	Cover iv	University of Leeds	154
Elcomatic Ltd	123	Mura Electronics	107	Valradio Ltd.	28
Electrical Times	116	Newbear Comp. Store	106, 110, 144	Vero Speed	30
Electronic Brokers Ltd	93, 149, 150, 151, 176	Newtronics	33	Vero Systems Ltd.	27
Electro-Tech Comps Ltd	128	Nicomtech	146	VHS Committee	24, 25
Electrovalve	144	Olson Electronics	94, 124	West Hyde Developments Ltd.	104
Eraser Int'l	110	OMB Electronics	27	West London Direct Supplies	148
Faircrest Eng	147	Orme Scientific Equipment Ltd.	32	Wilmslow Audio	127
Farnell Instruments Ltd	22, 74, Readers card			Wilmot Breedon	27, 31
				Z. & I. Aero Services Ltd.	107

OVERSEAS ADVERTISEMENT

AGENTS:
France & Belgium: Norbert Hellin, 50 Rue de Chemin Veat, F-9100, Boulogne, Paris

Hungary: Mrs Edit. Bajusz, Hungexpo Advertising Agency, Budapest XIV, Varosliget
Telephone: 225 008 — Telex: Budapest 22-4525 INTFOIRE

Italy: Sig C. Epis, Etas-Kompass, S p a — Servizio Estero Via Mantegna 6, 20154 Milan
Telephone: 34 7051 — Telex: 37342 Kompass

Japan: Mr. Inatsuki, Trade Media — IBPA (Japan), B.21, Azabu Heights, 1-5-10 Roppongi, Minato-ku, Tokyo 106.
Telephone: (03) 585 0581.

United States of America: Ray Barnes, IPC Business Press, 205 East 42nd Street, New York, NY 10017 — Telephone: (212) 689 5961 — Telex: 421710
Mr Jack Farley Jnr., The Farley Co., Suite 1584, 35 East Wacker Drive, Chicago, Illinois 60601 — Telephone: (312) 63074

Mr Victor A Jauch, Elmatex International, P O Box 34607, Los Angeles, Calif 90034, USA — Telephone (213) 821-8581 — Telex 18-1059

Mr Jack Mentel, The Farley Co., Suite 650, Ranna Building, Cleveland, Ohio 44115 — Telephone: (216) 621 1919
Mr Ray Rickles, Ray Rickles & Co., P.O. Box 2028, Miami Beach, Florida 33140 — Telephone: (305) 532 7301
Mr Tim Parks, Ray Rickles & Co., 3116 Maple Drive N.E., Atlanta, Georgia 30305, Telephone: (404) 237 7432
Mike Loughlin, IPC Business Press, 15055, Memorial Ste 119, Houston, Texas 77079 — Telephone (713) 783 8673

Canada: Mr Colin H MacCulloch, International Advertising, Consultants Ltd., 915 Carlton Tower, 2 Carlton Street, Toronto 2 — Telephone: (416) 364 2269

*Also subscription agents

STEP INTO A NEW WORLD WHEN YOU DISCOVER **MAPLIN**

For beginners or professionals, the Maplin catalogue will help you find just about everything you need for your project.

Over 5,000 of the most useful components – from resistors to microprocessors – clearly described and illustrated.

Send the coupon for your copy
and **STEP UP TO
MAPLIN SERVICE
NOW**



Post this coupon now for your copy of our 1979-80 catalogue price 70p.

Please send me a copy of your 280 page catalogue. I enclose 70p (plus 46p p&p). If I am not completely satisfied I may return the catalogue to you and have my money refunded. If you live outside the U.K. send £1.35 or ten International Reply Coupons. I enclose £1.16.

NAME _____

ADDRESS _____

www780



MAPLIN

ELECTRONIC SUPPLIES LTD

All mail to:
P.O. Box 3, Rayleigh, Essex SS6 8LR.

Telephone: Southend (0702) 554155.

Shop: 284 London Road, Westcliff-on-Sea, Essex. (Closed on Monday).

Telephone: Southend (0702) 554000.

Catalogue now available in all branches of WHSMITH  Price £1.00



gets it together...

Toolbox Reels
Three solders that cover all your electrical applications
40/60 Tin/Lead size 3
60/40 Tin/Lead size 10
Savbit Alloy size 12
£3.91 each

Handy Dispensers

Size 19A	All electrical work	97p
Size PC115	For small components	£1.15
Size SV130	Use with copper bits and wires	£1.61
Size AR140	Metal repairs	£1.38
Size AL150	Aluminium	£1.93
Size SS160	Stainless Steel	£2.53

Savbit Dispenser
Contains Ersin Multicore Savbit solder which increases life of copper bits by 10 times
Size 5 90p

Solder Cream
For jointing most metals
Easy to use and ideal where solder wire cannot penetrate
Electrical/ Electronic ('Ersin' Flux) **Size BCR10 £1.38p**
Metal joining ('Arax' flux) **Size BCA14 £1.38p**
Stainless Steel & Jewellery ('Arax Flux) **Size BCA16 £3.22**
(All prices inc. V.A.T.)

Economy Pack
This convenient dispenser contains enough general purpose solder for about 200 average joints. Suitable for all electrical work.
Size 6 58p

... Bib keeps it playing

Cassette Editing Kit
Make editing simple with the Bib splicer, tape cutter and splicing tape, with 6.3mm adaptor.
Ref 56 £2.88 inc. VAT
USA Pat. No. 4067563 (splicer)
Brit Pat No. 1507583
Brit Pat. No. 1258280 (method of splicing)

Groov-Kleen Automatic Record Cleaner
For single-play turntables. Removes harmful dust to protect records and stylus. Finished-in chrome, bright anodised aluminium and shiny black.
Ref. 42. £2.99 inc. VAT

Cassette Fast Hand Tape Winder
The Bib Cassette Fast Winder enables you to wind tape in one cassette whilst you are listening to another cassette. If you have a battery recorder, always use the Fast Winder to save the high battery consumption when fast winding. It winds a C.90 cassette in 60 seconds — faster than most recorders.
Ref. 78 £1.66 inc. VAT

Groov-Guard XL-2
Anti-static liquid and record preservative. Following years of research, Bib laboratories have developed Groov-Guard XL-2, Anti-static Record Preservative. When applied to the record, eliminates static charge for the expected life of the record. Another advancement with Groov-Guard XL-2 is that it reduces the frictional wear of the record surface thus giving extended life. Safe pump action dispenser. Non-flammable. Non-toxic.
Ref. 27 £2.48 inc. VAT

Record Valet
Soft bristles on leading edge remove dust and humid velvet pad collects particles. This advanced cleaner is engineered in a fine shiny black finish and is supplied with dust cover and a 22ml. bottle of anti-static cleaner.
Ref. 47 £3.29 inc. VAT

Tape Head Maintenance Kit
Everything necessary for cleaning heads, capstan and pinch wheel on all types of recorders. Cleaning and polishing pads, cleaning liquid and brush inspection mirror included.
Ref 25 £2.48 inc. VAT
Brit Pat. No. 1485069

In difficulty send direct, plus 40p P & P. Send S.A.E. for free copy of colour catalogue detailing complete range.
Bib Hi-Fi Accessories Limited, Kelsey House, Wood Lane End, Hemel Hempstead, Herts., HP2 4RQ.